



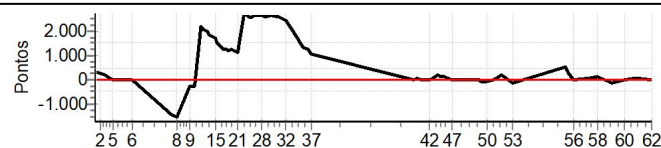
## PETROPOLIS - RJ - Mitsubishi MotorSports 2021

### Performance Individual

PC	Tp	Trc	DistPC	Ideal	Passagem	Pen	Erro	Pontos	NoPC	AtePC
<b>N</b> <b>u</b> <b>m</b>	<b>50</b>	50 / Andre Lobo Fernandes / Catarina Almeida da Matta								
		Cat / NL / Largada		TURISMO LIGHT / 120 / 11:00:00						
		Rio de Janeiro-RJ			PAJERO TR4 FLEX 2.0 4X4 AT 5P					
PC	Tp	Trc	DistPC	Ideal	Passagem	Pen	Erro	Pontos	NoPC	AtePC
1	Tmp	3	0.297	11:30:42.93	11:31:12.54	0	29.6s	<b>+296</b>	48 °	40 °
2	Tmp	3	0.918	11:32:05.73	11:32:31.47	0	25.7s	<b>+257</b>	45 °	46 °
3	Tmp	6	1.552	11:33:25.76	11:33:45.77	0	20.0s	<b>+200</b>	44 °	45 °
4	Tmp	7	1.954	11:34:38.23	11:34:47.41	0	9.2s	<b>+92</b>	23 °	43 °
5	Tmp	7	2.301	11:35:47.63	11:35:44.88	0	2.8s	<b>-28</b>	12 °	38 °
6	Tmp	12	3.974	11:41:07.43	11:41:05.07	0	2.4s	<b>-24</b>	8 °	27 °
7	Tmp	20	0.385	11:52:43.03	11:50:19.55	0	2m23s	<b>-1435</b>	55 °	44 °
8	Tmp	23	1.159	11:54:08.18	11:51:35.08	0	2m33s	<b>-1531</b>	54 °	47 °
9	Tmp	27	2.528	11:57:51.25	11:57:27.00	0	24.3s	<b>-243</b>	35 °	45 °
10	Tmp	30	3.226	11:59:21.74	11:58:54.94	0	26.8s	<b>-268</b>	35 °	45 °
11	Tmp	34	3.936	12:01:05.02	12:04:39.86	0	3m34s	<b>+2148</b>	54 °	46 °
12	Tmp	35	4.393	12:02:13.22	12:05:37.11	0	3m23s	<b>+2039</b>	53 °	49 °
13	Tmp	35	4.740	12:02:54.86	12:06:10.74	0	3m15s	<b>+1959</b>	53 °	49 °
14	Tmp	37	5.112	12:03:38.48	12:06:43.24	0	3m04s	<b>+1848</b>	52 °	49 °
15	Tmp	38	5.745	12:05:20.97	12:08:10.21	0	2m49s	<b>[+1692]</b>	52 °	49 °
16	Tmp	38	5.969	12:05:59.37	12:08:34.00	0	2m34s	<b>+1546</b>	52 °	49 °
17	Tmp	39	6.738	12:07:43.08	12:09:45.25	0	2m02s	<b>+1222</b>	47 °	49 °
18	Tmp	40	7.019	12:08:24.08	12:10:27.91	0	2m03s	<b>+1238</b>	48 °	49 °
19	Tmp	41	7.316	12:09:11.98	12:11:12.70	0	2m00s	<b>+1207</b>	50 °	49 °
20	Tmp	45	7.708	12:10:06.68	12:12:11.30	0	2m04s	<b>+1246</b>	50 °	49 °
21	Tmp	47	8.262	12:11:33.97	12:13:24.91	0	1m50s	<b>+1109</b>	49 °	49 °
22	Tmp	50	0.251	12:13:27.18	12:17:58.16	0	4m31s	<b>+2710</b>	54 °	49 °
23	Tmp	53	0.635	12:14:17.59	12:18:39.53	0	4m21s	<b>+2619</b>	54 °	50 °
24	Tmp	54	0.950	12:14:57.86	12:19:13.64	0	4m15s	<b>+2558</b>	54 °	50 °
25	Tmp	56	1.423	12:15:45.60	12:20:04.05	0	4m18s	<b>+2585</b>	54 °	51 °
26	Tmp	58	1.904	12:16:34.36	12:20:57.67	0	4m23s	<b>+2633</b>	54 °	51 °
27	Tmp	60	2.274	12:17:16.68	12:21:38.89	0	4m22s	<b>+2622</b>	55 °	50 °
28	Tmp	62	3.041	12:18:41.79	12:23:04.19	0	4m22s	<b>+2624</b>	55 °	50 °
29	Tmp	64	3.435	12:19:29.65	12:23:49.98	0	4m20s	<b>+2603</b>	55 °	50 °
30	Tmp	68	4.405	12:21:20.44	12:25:44.66	0	4m24s	<b>+2642</b>	54 °	50 °
31	Tmp	73	5.421	12:23:47.41	12:28:03.07	0	4m15s	<b>+2557</b>	55 °	51 °
32	Tmp	77	6.113	12:25:31.55	12:29:38.87	0	4m07s	<b>+2473</b>	55 °	51 °
33	Tmp	83	0.208	12:29:14.39	12:31:56.62	0	2m42s	<b>[+1622]</b>	50 °	51 °
34	Tmp	84	0.575	12:29:47.73	12:32:20.79	0	2m33s	<b>+1531</b>	49 °	51 °
35	Tmp	86	1.060	12:30:47.81	12:33:01.02	0	2m13s	<b>+1332</b>	49 °	51 °
36	Tmp	89	1.767	12:31:55.10	12:33:57.83	0	2m02s	<b>+1227</b>	49 °	50 °
37	Tmp	91	2.431	12:33:09.29	12:34:52.95	0	1m43s	<b>+1037</b>	49 °	50 °
38	Tmp	97	0.504	13:02:34.28	13:02:35.71	0	1.4s	<b>+14</b>	12 °	49 °
39	Tmp	98	0.944	13:03:13.46	13:03:17.22	0	3.8s	<b>+38</b>	30 °	49 °
40	Tmp	103	1.729	13:04:36.02	13:04:35.39	0	0.6s	<b>[-6]</b>	10 °	49 °
41	Tmp	106	2.281	13:05:43.81	13:05:41.92	0	1.9s	<b>-19</b>	19 °	48 °
42	Tmp	108	2.928	13:07:02.88	13:07:01.17	0	1.7s	<b>-17</b>	17 °	48 °
43	Tmp	110	3.450	13:08:00.65	13:08:06.79	0	6.1s	<b>+61</b>	35 °	48 °
44	Tmp	111	4.246	13:09:31.19	13:09:49.63	0	18.4s	<b>+184</b>	40 °	48 °
45	Tmp	113	4.745	13:10:29.50	13:10:39.92	0	10.4s	<b>+104</b>	36 °	48 °
46	Tmp	114	5.077	13:11:07.58	13:11:16.93	0	9.4s	<b>+94</b>	35 °	48 °
47	Tmp	120	6.194	13:13:39.21	13:13:36.42	0	2.8s	<b>-28</b>	15 °	48 °
48	Tmp	129	0.670	13:21:12.69	13:21:14.83	0	2.1s	<b>+21</b>	17 °	47 °
49	Tmp	131	0.964	13:21:59.39	13:21:54.27	0	5.1s	<b>-51</b>	27 °	47 °
50	Tmp	132	1.781	13:23:50.42	13:23:41.16	0	9.3s	<b>-93</b>	33 °	47 °
51	Tmp	138	2.760	13:25:36.81	13:25:35.71	0	1.1s	<b>-11</b>	18 °	47 °
52	Tmp	142	4.160	13:28:03.75	13:28:24.05	0	20.3s	<b>+203</b>	41 °	47 °

PC	Tp	Trc	DistPC	Ideal	Passagem	Pen	Erro	Pontos	NoPC	AtePC
53	Tmp	147	6.124	13:31:14.29	13:31:00.06	0	14.2s	<b>-142</b>	40 °	46 °
54	Tmp	155	0.280	13:46:06.27	13:46:58.09	0	51.8s	<b>+518</b>	50 °	46 °
55	Tmp	157	0.713	13:47:22.63	13:47:50.33	0	27.7s	<b>+277</b>	45 °	46 °
56	Tmp	159	1.193	13:48:40.78	13:48:39.27	0	1.5s	<b>-15</b>	18 °	46 °
57	Tmp	162	2.759	13:53:04.10	13:53:09.64	0	5.5s	<b>+55</b>	34 °	46 °
58	Tmp	168	4.019	13:55:16.79	13:55:28.98	0	12.2s	<b>+122</b>	42 °	45 °
59	Tmp	175	0.401	13:59:27.69	13:59:16.87	0	10.8s	<b>-108</b>	38 °	45 °
60	Tmp	180	1.618	14:03:13.60	14:03:14.63	0	1.0s	<b>[+10]</b>	7 °	45 °
61	Tmp	187	3.172	14:06:33.40	14:06:36.96	0	3.6s	<b>+36</b>	20 °	45 °
62	Tmp	198	5.213	14:11:11.12	14:11:10.62	0	0.5s	<b>-5</b>	5 °	45 °

Num	50	Pen	0	PCZ	0	Total PP	55905	Col. Final	45°
-----	----	-----	---	-----	---	----------	-------	------------	-----





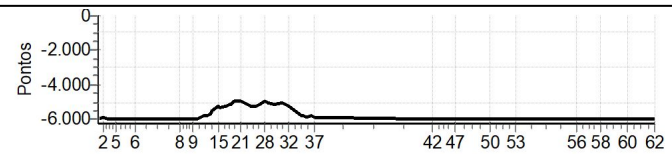
# PETROPOLIS - RJ - Mitsubishi MotorSports 2021

## Performance Individual

PC	Tp	Trc	DistPC	Ideal	Passagem	Pen	Erro	Pontos	NoPC	AtePC
N u m	51	51 / Debora Oliveira Castro / Milton Gusmão de Simas								
		Cat / NL / Largada		TURISMO LIGHT / 121 / 11:01:00						
		Rio de Janeiro-RJ			L200 TRITON OUTDOOR GLS 2.4 D 4					
PC	Tp	Trc	DistPC	Ideal	Passagem	Pen	Erro	Pontos	NoPC	AtePC
1	Tmp	3	0.297	11:31:42.93	11:21:33.59	0	10m09s	-6000	64°	64°
2	Tmp	3	0.918	11:33:05.73	11:23:10.63	0	9m55s	-5951	64°	64°
3	Tmp	6	1.552	11:34:25.76	11:24:28.07	0	9m57s	-5977	63°	64°
4	Tmp	7	1.954	11:35:38.23	11:25:29.17	0	10m09s	-6000	64°	64°
5	Tmp	7	2.301	11:36:47.63	11:26:26.28	0	10m21s	-6000	64°	64°
6	Tmp	12	3.974	11:42:07.43	11:31:22.11	0	10m45s	-6000	64°	64°
7	Tmp	20	0.385	11:53:43.03	11:43:26.53	0	10m16s	-6000	66°	67°
8	Tmp	23	1.159	11:55:08.18	11:44:51.14	0	10m17s	-6000	66°	67°
9	Tmp	27	2.528	11:58:51.25	11:48:17.09	0	10m34s	-6000	66°	67°
10	Tmp	30	3.226	12:00:21.74	11:49:47.17	0	10m34s	-6000	66°	67°
11	Tmp	34	3.936	12:02:05.02	11:52:26.11	0	9m38s	-5789	64°	67°
12	Tmp	35	4.393	12:03:13.22	11:53:34.45	0	9m38s	-5788	64°	67°
13	Tmp	35	4.740	12:03:54.86	11:54:21.82	0	9m33s	-5730	64°	67°
14	Tmp	37	5.112	12:04:38.48	11:55:22.83	0	9m15s	-5557	64°	67°
15	Tmp	38	5.745	12:06:20.97	11:57:32.77	0	8m48s	-5282	63°	67°
16	Tmp	38	5.969	12:06:59.37	11:58:06.59	0	8m52s	-5328	63°	67°
17	Tmp	39	6.738	12:08:43.08	11:59:54.28	0	8m48s	-5288	63°	66°
18	Tmp	40	7.019	12:09:24.08	12:00:51.14	0	8m32s	-5129	63°	66°
19	Tmp	41	7.316	12:10:11.98	12:01:38.68	0	8m33s	-5133	63°	66°
20	Tmp	45	7.708	12:11:06.68	12:02:49.67	0	8m17s	-4970	63°	66°
21	Tmp	47	8.262	12:12:33.97	12:04:15.23	0	8m18s	-4987	63°	64°
22	Tmp	50	0.251	12:14:27.18	12:05:49.63	0	8m37s	-5176	62°	64°
23	Tmp	53	0.635	12:15:17.59	12:06:36.34	0	8m41s	-5213	62°	64°
24	Tmp	54	0.950	12:15:57.86	12:07:11.29	0	8m46s	-5266	62°	64°
25	Tmp	56	1.423	12:16:45.60	12:07:56.01	0	8m49s	-5296	62°	64°
26	Tmp	58	1.904	12:17:34.36	12:08:48.57	0	8m45s	-5258	62°	64°
27	Tmp	60	2.274	12:18:16.68	12:09:45.27	0	8m31s	-5114	62°	64°
28	Tmp	62	3.041	12:19:41.79	12:11:24.66	0	8m17s	-4971	62°	64°
29	Tmp	64	3.435	12:20:29.65	12:12:07.37	0	8m22s	-5023	62°	64°
30	Tmp	68	4.405	12:22:20.44	12:13:45.65	0	8m34s	-5148	61°	64°
31	Tmp	73	5.421	12:24:47.41	12:16:20.20	0	8m27s	-5072	61°	64°
32	Tmp	77	6.113	12:26:31.55	12:17:47.98	0	8m43s	-5236	61°	64°
33	Tmp	83	0.208	12:30:14.39	12:20:37.20	0	9m37s	-5772	64°	64°
34	Tmp	84	0.575	12:30:47.73	12:21:03.07	0	9m44s	-5847	64°	64°
35	Tmp	86	1.060	12:31:47.81	12:22:01.81	0	9m46s	-5860	64°	64°
36	Tmp	89	1.767	12:32:55.10	12:23:13.33	0	9m41s	-5818	63°	64°
37	Tmp	91	2.431	12:34:09.29	12:24:17.55	0	9m51s	-5917	63°	64°
38	Tmp	97	0.504	13:03:34.28	12:52:43.55	0	10m50s	-6000	65°	64°
39	Tmp	98	0.944	13:04:13.46	12:53:18.52	0	10m54s	-6000	65°	64°
40	Tmp	103	1.729	13:05:36.02	12:54:44.30	0	10m51s	-6000	65°	64°
41	Tmp	106	2.281	13:06:43.81	12:55:50.84	0	10m53s	-6000	65°	64°
42	Tmp	108	2.928	13:08:02.88	12:57:08.30	0	10m54s	-6000	65°	64°
43	Tmp	110	3.450	13:09:00.65	12:58:07.10	0	10m53s	-6000	65°	64°
44	Tmp	111	4.246	13:10:31.19	12:59:34.65	0	10m56s	-6000	65°	64°
45	Tmp	113	4.745	13:11:29.50	13:00:23.14	0	11m06s	-6000	65°	64°
46	Tmp	114	5.077	13:12:07.58	13:00:54.17	0	11m13s	-6000	65°	67°
47	Tmp	120	6.194	13:14:39.21	13:02:50.27	0	11m48s	-6000	65°	67°
48	Tmp	129	0.670	13:22:12.69	13:08:23.81	0	13m48s	-6000	64°	67°
49	Tmp	131	0.964	13:22:59.39	13:09:05.54	0	13m53s	-6000	64°	67°
50	Tmp	132	1.781	13:24:50.42	13:10:37.71	0	14m12s	-6000	64°	67°
51	Tmp	138	2.760	13:26:36.81	13:12:13.57	0	14m23s	-6000	65°	67°
52	Tmp	142	4.160	13:29:03.75	13:14:22.43	0	14m41s	-6000	65°	67°

PC	Tp	Trc	DistPC	Ideal	Passagem	Pen	Erro	Pontos	NoPC	AtePC
53	Tmp	147	6.124	13:32:14.29	13:17:04.02	0	15m10s	-6000	65°	67°
54	Tmp	155	0.280	13:47:06.27	13:33:22.90	0	13m43s	-6000	65°	67°
55	Tmp	157	0.713	13:48:22.63	13:34:31.24	0	13m51s	-6000	65°	67°
56	Tmp	159	1.193	13:49:40.78	13:35:50.73	0	13m50s	-6000	65°	67°
57	Tmp	162	2.759	13:54:04.10	13:38:58.53	0	15m05s	-6000	65°	67°
58	Tmp	168	4.019	13:56:16.79	13:41:07.46	0	15m09s	-6000	65°	67°
59	Tmp	175	0.401	14:00:27.69	13:45:47.30	0	14m40s	-6000	65°	67°
60	Tmp	180	1.618	14:04:13.60	13:49:13.99	0	14m59s	-6000	65°	67°
61	Tmp	187	3.172	14:07:33.40	13:54:55.31	0	12m38s	-6000	65°	67°
62	Tmp	198	5.213	14:12:11.12	13:58:56.33	0	13m14s	-6000	65°	67°

Num	51	Pen	0	PCZ	0	Total PP	354896	Col. Final	NC
-----	----	-----	---	-----	---	----------	--------	------------	----





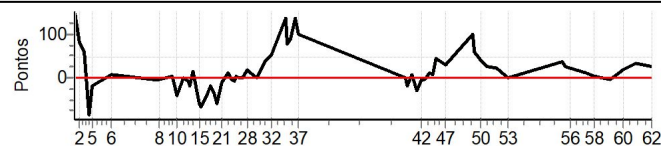
## PETROPOLIS - RJ - Mitsubishi MotorSports 2021

### Performance Individual

PC	Tp	Trc	DistPC	Ideal	Passagem	Pen	Erro	Pontos	NoPC	AtePC
<b>N</b> <b>u</b> <b>m</b>	<b>52</b>	52 / Cleiton Cortez de Souza / Caroline Peres Bau								
		Cat / NL / Largada TURISMO LIGHT / 122 / 11:02:00								
		São Paulo-sp OUTLANDER SPORT HPE 2.0 FLEX A								
PC	Tp	Trc	DistPC	Ideal	Passagem	Pen	Erro	Pontos	NoPC	AtePC
1	Tmp	3	0.297	11:32:42.93	11:32:58.00	0	15.1s	[+151]	40°	34°
2	Tmp	3	0.918	11:34:05.73	11:34:13.98	0	8.3s	+83	35°	38°
3	Tmp	6	1.552	11:35:25.76	11:35:31.67	0	5.9s	+59	27°	32°
4	Tmp	7	1.954	11:36:38.23	11:36:29.97	0	8.3s	-83	18°	32°
5	Tmp	7	2.301	11:37:47.63	11:37:45.88	0	1.8s	-18	6°	22°
6	Tmp	12	3.974	11:43:07.43	11:43:08.26	0	0.8s	[+8]	3°	20°
7	Tmp	20	0.385	11:54:43.03	11:54:42.70	0	0.3s	-3	5°	16°
8	Tmp	23	1.159	11:56:08.18	11:56:07.96	0	0.2s	-2	3°	14°
9	Tmp	27	2.528	11:59:51.25	11:59:51.64	0	0.4s	+4	5°	13°
10	Tmp	30	3.226	12:01:21.74	12:01:17.83	0	3.9s	-39	19°	12°
11	Tmp	34	3.936	12:03:05.02	12:03:04.99	0	0.0s	0	1°	11°
12	Tmp	35	4.393	12:04:13.22	12:04:12.59	0	0.6s	-6	1°	10°
13	Tmp	35	4.740	12:04:54.86	12:04:53.22	0	1.6s	-16	6°	10°
14	Tmp	37	5.112	12:05:38.48	12:05:39.99	0	1.5s	+15	9°	10°
15	Tmp	38	5.745	12:07:20.97	12:07:15.34	0	5.6s	-56	17°	10°
16	Tmp	38	5.969	12:07:59.37	12:07:53.10	0	6.3s	-63	21°	11°
17	Tmp	39	6.738	12:09:43.08	12:09:39.47	0	3.6s	-36	15°	10°
18	Tmp	40	7.019	12:10:24.08	12:10:22.52	0	1.6s	-16	8°	10°
19	Tmp	41	7.316	12:11:11.98	12:11:08.73	0	3.3s	-33	15°	10°
20	Tmp	45	7.708	12:12:06.68	12:12:01.12	0	5.6s	-56	19°	10°
21	Tmp	47	8.262	12:13:33.97	12:13:32.91	0	1.1s	-11	9°	10°
22	Tmp	50	0.251	12:15:27.18	12:15:28.40	0	1.2s	+12	10°	10°
23	Tmp	53	0.635	12:16:17.59	12:16:17.17	0	0.4s	-4	7°	10°
24	Tmp	54	0.950	12:16:57.86	12:16:57.30	0	0.6s	-6	10°	10°
25	Tmp	56	1.423	12:17:45.60	12:17:46.13	0	0.5s	+5	5°	10°
26	Tmp	58	1.904	12:18:34.36	12:18:34.56	0	0.2s	+2	2°	10°
27	Tmp	60	2.274	12:19:16.68	12:19:16.90	0	0.2s	+2	1°	10°
28	Tmp	62	3.041	12:20:41.79	12:20:43.57	0	1.8s	+18	12°	10°
29	Tmp	64	3.435	12:21:29.65	12:21:30.81	0	1.2s	+12	15°	10°
30	Tmp	68	4.405	12:23:20.44	12:23:20.49	0	0.1s	+1	2°	10°
31	Tmp	73	5.421	12:25:47.41	12:25:51.19	0	3.8s	+38	23°	10°
32	Tmp	77	6.113	12:27:31.55	12:27:36.91	0	5.4s	+54	24°	10°
33	Tmp	83	0.208	12:31:14.39	12:31:28.09	0	13.7s	[+137]	30°	10°
34	Tmp	84	0.575	12:31:47.73	12:31:55.67	0	7.9s	+79	27°	11°
35	Tmp	86	1.060	12:32:47.81	12:32:56.64	0	8.8s	+88	31°	11°
36	Tmp	89	1.767	12:33:55.10	12:34:08.62	0	13.5s	+135	33°	12°
37	Tmp	91	2.431	12:35:09.29	12:35:19.41	0	10.1s	+101	31°	13°
38	Tmp	97	0.504	13:04:34.28	13:04:34.38	0	0.1s	+1	1°	13°
39	Tmp	98	0.944	13:05:13.46	13:05:11.78	0	1.7s	-17	19°	13°
40	Tmp	103	1.729	13:06:36.02	13:06:36.69	0	0.7s	+7	12°	13°
41	Tmp	106	2.281	13:07:43.81	13:07:41.01	0	2.8s	-28	24°	12°
42	Tmp	108	2.928	13:09:02.88	13:09:02.52	0	0.4s	-4	6°	12°
43	Tmp	110	3.450	13:10:00.65	13:10:00.43	0	0.2s	-2	4°	12°
44	Tmp	111	4.246	13:11:31.19	13:11:32.42	0	1.2s	+12	10°	11°
45	Tmp	113	4.745	13:12:29.50	13:12:30.36	0	0.9s	[+9]	7°	11°
46	Tmp	114	5.077	13:13:07.58	13:13:11.98	0	4.4s	+44	19°	12°
47	Tmp	120	6.194	13:15:39.21	13:15:42.28	0	3.1s	+31	16°	12°
48	Tmp	129	0.670	13:23:12.69	13:23:22.62	0	9.9s	+99	27°	11°
49	Tmp	131	0.964	13:23:59.39	13:24:05.48	0	6.1s	+61	29°	11°
50	Tmp	132	1.781	13:25:50.42	13:25:54.50	0	4.1s	+41	27°	10°
51	Tmp	138	2.760	13:27:36.81	13:27:39.40	0	2.6s	+26	27°	10°
52	Tmp	142	4.160	13:30:03.75	13:30:06.04	0	2.3s	+23	20°	10°

PC	Tp	Trc	DistPC	Ideal	Passagem	Pen	Erro	Pontos	NoPC	AtePC
53	Tmp	147	6.124	13:33:14.29	13:33:14.52	0	0.2s	+2	5°	10°
54	Tmp	155	0.280	13:48:06.27	13:48:10.18	0	3.9s	+39	26°	10°
55	Tmp	157	0.713	13:49:22.63	13:49:25.17	0	2.5s	+25	22°	10°
56	Tmp	159	1.193	13:50:40.78	13:50:43.00	0	2.2s	+22	22°	10°
57	Tmp	162	2.759	13:55:04.10	13:55:05.17	0	1.1s	+11	13°	10°
58	Tmp	168	4.019	13:57:16.79	13:57:17.07	0	0.3s	+3	1°	10°
59	Tmp	175	0.401	14:01:27.69	14:01:27.41	0	0.3s	-3	8°	10°
60	Tmp	180	1.618	14:05:13.60	14:05:15.63	0	2.0s	+20	16°	10°
61	Tmp	187	3.172	14:08:33.40	14:08:36.71	0	3.3s	+33	19°	10°
62	Tmp	198	5.213	14:13:11.12	14:13:13.82	0	2.7s	+27	20°	10°

Num	52	Pen	0	PCZ	1	Total PP	1737	Col. Final	10°
-----	----	-----	---	-----	---	----------	------	------------	-----





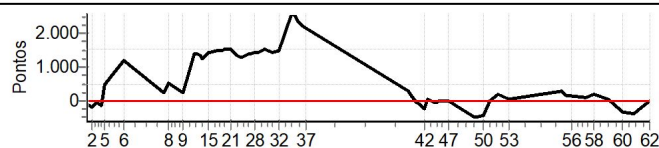
## PETROPOLIS - RJ - Mitsubishi MotorSports 2021

### Performance Individual

PC	Tp	Trc	DistPC	Ideal	Passagem	Pen	Erro	Pontos	NoPC	AtePC
<b>N</b> <b>u</b> <b>m</b>	<b>53</b>	53 / José Rodrigues Alves Negreiros / Bastos								
		Cat / NL / Largada TURISMO LIGHT / 123 / 11:03:00								
		Rio de Janeiro-RJ L200 TRITON 3.2 DIESEL MT GLS/KT								
PC	Tp	Trc	DistPC	Ideal	Passagem	Pen	Erro	Pontos	NoPC	AtePC
1	Tmp	3	0.297	11:33:42.93	11:33:34.30	0	8.6s	-86	35 °	55 °
2	Tmp	3	0.918	11:35:05.73	11:34:48.06	0	17.7s	-177	41 °	47 °
3	Tmp	6	1.552	11:36:25.76	11:36:20.41	0	5.4s	-54	24 °	42 °
4	Tmp	7	1.954	11:37:38.23	11:37:26.44	0	11.8s	-118	28 °	40 °
5	Tmp	7	2.301	11:38:47.63	11:39:35.47	0	47.8s	+478	46 °	31 °
6	Tmp	12	3.974	11:44:07.43	11:46:05.86	0	1m58s	+1184	57 °	39 °
7	Tmp	20	0.385	11:55:43.03	11:56:06.46	0	23.4s	+234	35 °	36 °
8	Tmp	23	1.159	11:57:08.18	11:57:58.79	0	50.6s	+506	40 °	36 °
9	Tmp	27	2.528	12:00:51.25	12:01:15.03	0	23.8s	+238	34 °	34 °
10	Tmp	30	3.226	12:02:21.74	12:03:34.31	0	1m12s	+726	50 °	40 °
11	Tmp	34	3.936	12:04:05.02	12:06:20.38	0	2m15s	+1354	47 °	42 °
12	Tmp	35	4.393	12:05:13.22	12:07:31.71	0	2m18s	+1385	47 °	42 °
13	Tmp	35	4.740	12:05:54.86	12:08:07.28	0	2m12s	+1324	48 °	43 °
14	Tmp	37	5.112	12:06:38.48	12:08:43.62	0	2m05s	+1251	48 °	45 °
15	Tmp	38	5.745	12:08:20.97	12:10:43.41	0	2m22s	+1424	48 °	46 °
16	Tmp	38	5.969	12:08:59.37	12:11:19.56	0	2m20s	+1402	49 °	47 °
17	Tmp	39	6.738	12:10:43.08	12:13:08.02	0	2m24s	+1449	52 °	47 °
18	Tmp	40	7.019	12:11:24.08	12:13:51.21	0	2m27s	+1471	52 °	48 °
19	Tmp	41	7.316	12:12:11.98	12:14:36.65	0	2m24s	+1447	52 °	48 °
20	Tmp	45	7.708	12:13:06.68	12:15:36.38	0	2m29s	+1497	53 °	48 °
21	Tmp	47	8.262	12:14:33.97	12:17:04.73	0	2m30s	[+1508]	52 °	48 °
22	Tmp	50	0.251	12:16:27.18	12:18:38.52	0	2m11s	+1313	48 °	48 °
23	Tmp	53	0.635	12:17:17.59	12:19:24.70	0	2m07s	+1271	48 °	48 °
24	Tmp	54	0.950	12:17:57.86	12:20:06.82	0	2m09s	+1290	48 °	48 °
25	Tmp	56	1.423	12:18:45.60	12:20:58.49	0	2m12s	+1329	48 °	47 °
26	Tmp	58	1.904	12:19:34.36	12:21:51.28	0	2m16s	+1369	48 °	46 °
27	Tmp	60	2.274	12:20:16.68	12:22:34.11	0	2m17s	+1374	49 °	46 °
28	Tmp	62	3.041	12:21:41.79	12:24:02.90	0	2m21s	+1411	50 °	46 °
29	Tmp	64	3.435	12:22:29.65	12:24:52.94	0	2m23s	+1433	51 °	47 °
30	Tmp	68	4.405	12:24:20.44	12:26:50.63	0	2m30s	[+1502]	51 °	47 °
31	Tmp	73	5.421	12:26:47.41	12:29:09.22	0	2m21s	+1418	49 °	48 °
32	Tmp	77	6.113	12:28:31.55	12:30:58.17	0	2m26s	+1466	49 °	48 °
33	Tmp	83	0.208	12:32:14.39	12:36:29.38	0	4m15s	+2550	55 °	48 °
34	Tmp	84	0.575	12:32:47.73	12:36:57.07	0	4m09s	+2493	55 °	48 °
35	Tmp	86	1.060	12:33:47.81	12:37:40.38	0	3m52s	+2326	56 °	48 °
36	Tmp	89	1.767	12:34:55.10	12:38:37.04	0	3m41s	+2219	55 °	48 °
37	Tmp	91	2.431	12:36:09.29	12:39:41.26	0	3m32s	+2120	54 °	48 °
38	Tmp	97	0.504	13:05:34.28	13:06:02.71	0	28.4s	+284	48 °	48 °
39	Tmp	98	0.944	13:06:13.46	13:06:29.10	0	15.6s	+156	42 °	48 °
40	Tmp	103	1.729	13:07:36.02	13:07:32.13	0	3.9s	-39	30 °	47 °
41	Tmp	106	2.281	13:08:43.81	13:08:37.17	0	6.6s	-66	35 °	47 °
42	Tmp	108	2.928	13:10:02.88	13:09:38.04	0	24.8s	-248	47 °	47 °
43	Tmp	110	3.450	13:11:00.65	13:11:05.14	0	4.5s	+45	27 °	46 °
44	Tmp	111	4.246	13:12:31.19	13:12:28.31	0	2.9s	-29	21 °	46 °
45	Tmp	113	4.745	13:13:29.50	13:13:27.71	0	1.8s	-18	12 °	46 °
46	Tmp	114	5.077	13:14:07.58	13:14:08.68	0	1.1s	+11	10 °	46 °
47	Tmp	120	6.194	13:16:39.21	13:16:41.59	0	2.4s	+24	12 °	46 °
48	Tmp	129	0.670	13:24:12.69	13:23:26.94	0	45.8s	-458	45 °	46 °
49	Tmp	131	0.964	13:24:59.39	13:24:13.28	0	46.1s	-461	45 °	46 °
50	Tmp	132	1.781	13:26:50.42	13:26:06.93	0	43.5s	-435	45 °	46 °
51	Tmp	138	2.760	13:28:36.81	13:28:36.60	0	0.2s	[-2]	4 °	46 °
52	Tmp	142	4.160	13:31:03.75	13:31:23.06	0	19.3s	+193	40 °	45 °

PC	Tp	Trc	DistPC	Ideal	Passagem	Pen	Erro	Pontos	NoPC	AtePC
53	Tmp	147	6.124	13:34:14.29	13:34:17.79	0	3.5s	+35	30 °	45 °
54	Tmp	155	0.280	13:49:06.27	13:49:37.28	0	31.0s	+310	47 °	45 °
55	Tmp	157	0.713	13:50:22.63	13:50:39.02	0	16.4s	+164	39 °	43 °
56	Tmp	159	1.193	13:51:40.78	13:51:54.60	0	13.8s	+138	41 °	43 °
57	Tmp	162	2.759	13:56:04.10	13:56:13.42	0	9.3s	+93	40 °	42 °
58	Tmp	168	4.019	13:58:16.79	13:58:36.41	0	19.6s	+196	44 °	42 °
59	Tmp	175	0.401	14:02:27.69	14:02:35.21	0	7.5s	+75	32 °	41 °
60	Tmp	180	1.618	14:06:13.60	14:05:39.52	0	34.1s	-341	44 °	41 °
61	Tmp	187	3.172	14:09:33.40	14:08:56.90	0	36.5s	-365	46 °	40 °
62	Tmp	198	5.213	14:14:11.12	14:14:10.38	0	0.7s	[-7]	6 °	40 °

Num	53	Pen	0	PCZ	0	Total PP	47371	Col. Final	40°
-----	----	-----	---	-----	---	----------	-------	------------	-----





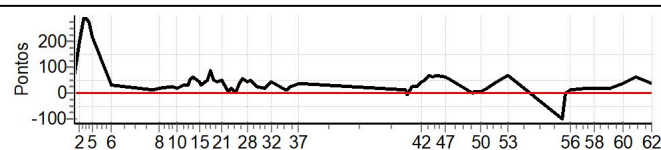
## PETROPOLIS - RJ - Mitsubishi MotorSports 2021

### Performance Individual

PC	Tp	Trc	DistPC	Ideal	Passagem	Pen	Erro	Pontos	NoPC	AtePC
<b>N</b> <b>u</b> <b>m</b>	<b>54</b>	54 / Regis Beraldineli Renzi / Evandro Guilherme Gonçalves								
		Cat / NL / Largada		TURISMO LIGHT / 124 / 11:04:00						
		Mogi das Cruzes-SP				PAJERO HPE 3.8 V6 GAS. 3P 4X4 5A				
PC	Tp	Trc	DistPC	Ideal	Passagem	Pen	Erro	Pontos	NoPC	AtePC
1	Tmp	3	0.297	11:34:42.93	11:34:50.66	0	7.7s	+77	32°	27°
2	Tmp	3	0.918	11:36:05.73	11:36:25.78	0	20.1s	+201	44°	35°
3	Tmp	6	1.552	11:37:25.76	11:37:55.42	0	29.7s	[+297]	45°	40°
4	Tmp	7	1.954	11:38:38.23	11:39:05.52	0	27.3s	[+273]	41°	44°
5	Tmp	7	2.301	11:39:47.63	11:40:09.58	0	22.0s	+220	33°	43°
6	Tmp	12	3.974	11:45:07.43	11:45:10.75	0	3.3s	+33	15°	35°
7	Tmp	20	0.385	11:56:43.03	11:56:44.39	0	1.4s	+14	11°	28°
8	Tmp	23	1.159	11:58:08.18	11:58:10.15	0	2.0s	+20	14°	26°
9	Tmp	27	2.528	12:01:51.25	12:01:53.95	0	2.7s	+27	17°	24°
10	Tmp	30	3.226	12:03:21.74	12:03:23.88	0	2.1s	+21	13°	22°
11	Tmp	34	3.936	12:05:05.02	12:05:08.00	0	3.0s	+30	8°	20°
12	Tmp	35	4.393	12:06:13.22	12:06:16.63	0	3.4s	+34	13°	18°
13	Tmp	35	4.740	12:06:54.86	12:06:59.75	0	4.9s	+49	16°	16°
14	Tmp	37	5.112	12:07:38.48	12:07:44.78	0	6.3s	+63	19°	16°
15	Tmp	38	5.745	12:09:20.97	12:09:25.39	0	4.4s	+44	16°	16°
16	Tmp	38	5.969	12:09:59.37	12:10:02.53	0	3.2s	+32	16°	16°
17	Tmp	39	6.738	12:11:43.08	12:11:47.97	0	4.9s	+49	17°	17°
18	Tmp	40	7.019	12:12:24.08	12:12:33.05	0	9.0s	+90	18°	18°
19	Tmp	41	7.316	12:13:11.98	12:13:17.29	0	5.3s	+53	20°	17°
20	Tmp	45	7.708	12:14:06.68	12:14:11.29	0	4.6s	+46	15°	17°
21	Tmp	47	8.262	12:15:33.97	12:15:39.16	0	5.2s	+52	19°	17°
22	Tmp	50	0.251	12:17:27.18	12:17:27.88	0	0.7s	[+7]	4°	17°
23	Tmp	53	0.635	12:18:17.59	12:18:19.81	0	2.2s	+22	20°	17°
24	Tmp	54	0.950	12:18:57.86	12:18:58.36	0	0.5s	+5	9°	16°
25	Tmp	56	1.423	12:19:45.60	12:19:46.58	0	1.0s	[+10]	11°	16°
26	Tmp	58	1.904	12:20:34.36	12:20:38.00	0	3.6s	+36	22°	16°
27	Tmp	60	2.274	12:21:16.68	12:21:22.11	0	5.4s	+54	26°	16°
28	Tmp	62	3.041	12:22:41.79	12:22:46.45	0	4.7s	+47	25°	15°
29	Tmp	64	3.435	12:23:29.65	12:23:34.49	0	4.8s	+48	26°	15°
30	Tmp	68	4.405	12:25:20.44	12:25:23.27	0	2.8s	+28	17°	15°
31	Tmp	73	5.421	12:27:47.41	12:27:49.69	0	2.3s	+23	9°	15°
32	Tmp	77	6.113	12:29:31.55	12:29:35.87	0	4.3s	+43	22°	15°
33	Tmp	83	0.208	12:33:14.39	12:33:15.67	0	1.3s	+13	9°	15°
34	Tmp	84	0.575	12:33:47.73	12:33:48.85	0	1.1s	+11	11°	15°
35	Tmp	86	1.060	12:34:47.81	12:34:50.35	0	2.5s	+25	19°	15°
36	Tmp	89	1.767	12:35:55.10	12:35:58.42	0	3.3s	+33	20°	15°
37	Tmp	91	2.431	12:37:09.29	12:37:13.21	0	3.9s	+39	26°	15°
38	Tmp	97	0.504	13:06:34.28	13:06:35.60	0	1.3s	+13	11°	15°
39	Tmp	98	0.944	13:07:13.46	13:07:12.91	0	0.6s	-6	11°	15°
40	Tmp	103	1.729	13:08:36.02	13:08:38.68	0	2.7s	+27	25°	15°
41	Tmp	106	2.281	13:09:43.81	13:09:46.73	0	2.9s	+29	26°	15°
42	Tmp	108	2.928	13:11:02.88	13:11:07.61	0	4.7s	+47	34°	15°
43	Tmp	110	3.450	13:12:00.65	13:12:05.76	0	5.1s	+51	33°	15°
44	Tmp	111	4.246	13:13:31.19	13:13:38.02	0	6.8s	+68	34°	15°
45	Tmp	113	4.745	13:14:29.50	13:14:36.06	0	6.6s	+66	33°	15°
46	Tmp	114	5.077	13:15:07.58	13:15:14.43	0	6.9s	+69	32°	15°
47	Tmp	120	6.194	13:17:39.21	13:17:45.85	0	6.6s	+66	30°	15°
48	Tmp	129	0.670	13:25:12.69	13:25:12.76	0	0.1s	+1	1°	15°
49	Tmp	131	0.964	13:25:59.39	13:25:59.88	0	0.5s	+5	2°	15°
50	Tmp	132	1.781	13:27:50.42	13:27:50.97	0	0.6s	+6	7°	15°
51	Tmp	138	2.760	13:29:36.81	13:29:38.98	0	2.2s	+22	26°	15°
52	Tmp	142	4.160	13:32:03.75	13:32:08.44	0	4.7s	+47	24°	15°

PC	Tp	Trc	DistPC	Ideal	Passagem	Pen	Erro	Pontos	NoPC	AtePC
53	Tmp	147	6.124	13:35:14.29	13:35:21.29	0	7.0s	+70	38°	15°
54	Tmp	155	0.280	13:50:06.27	13:49:56.53	0	9.7s	-97	34°	15°
55	Tmp	157	0.713	13:51:22.63	13:51:22.73	0	0.1s	+1	2°	15°
56	Tmp	159	1.193	13:52:40.78	13:52:42.22	0	1.4s	+14	17°	14°
57	Tmp	162	2.759	13:57:04.10	13:57:06.10	0	2.0s	+20	21°	14°
58	Tmp	168	4.019	13:59:16.79	13:59:19.13	0	2.3s	+23	16°	14°
59	Tmp	175	0.401	14:03:27.69	14:03:29.55	0	1.9s	+19	25°	14°
60	Tmp	180	1.618	14:07:13.60	14:07:17.34	0	3.7s	+37	22°	14°
61	Tmp	187	3.172	14:10:33.40	14:10:39.89	0	6.5s	+65	32°	14°
62	Tmp	198	5.213	14:15:11.12	14:15:15.21	0	4.1s	+41	23°	14°

Num **54** Pen **0** PCZ **0** Total PP **2492** Col. Final **14°**





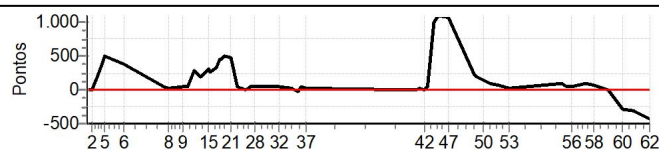
## PETROPOLIS - RJ - Mitsubishi MotorSports 2021

### Performance Individual

PC	Tp	Trc	DistPC	Ideal	Passagem	Pen	Erro	Pontos	NoPC	AtePC
<b>N</b> <b>u</b> <b>m</b>	<b>55</b>	55 / Rodrigo Lopes Sant Anna / Thamyres Campos Fonseca								
		Cat / NL / Largada		TURISMO LIGHT / 125 / 11:05:00						
		Rio de Janeiro-RJ				OUTLANDER SPORT HPE 2.0 FLEX A				
PC	Tp	Trc	DistPC	Ideal	Passagem	Pen	Erro	Pontos	NoPC	AtePC
1	Tmp	3	0.297	11:35:42.93	11:35:42.66	0	0.3s	-3	2°	2°
2	Tmp	3	0.918	11:37:05.73	11:37:05.91	0	0.2s	+2	3°	2°
3	Tmp	6	1.552	11:38:25.76	11:38:43.14	0	17.4s	+174	43°	3°
4	Tmp	7	1.954	11:39:38.23	11:40:12.98	0	34.8s	+348	44°	25°
5	Tmp	7	2.301	11:40:47.63	11:41:38.20	0	50.6s	+506	48°	35°
6	Tmp	12	3.974	11:46:07.43	11:46:44.87	0	37.4s	+374	42°	38°
7	Tmp	20	0.385	11:57:43.03	11:57:46.32	0	3.3s	+33	19°	32°
8	Tmp	23	1.159	11:59:08.18	11:59:09.97	0	1.8s	+18	12°	30°
9	Tmp	27	2.528	12:02:51.25	12:02:55.84	0	4.6s	+46	20°	29°
10	Tmp	30	3.226	12:04:21.74	12:04:26.67	0	4.9s	+49	21°	29°
11	Tmp	34	3.936	12:06:05.02	12:06:34.65	0	29.6s	+296	31°	28°
12	Tmp	35	4.393	12:07:13.22	12:07:36.40	0	23.2s	+232	29°	25°
13	Tmp	35	4.740	12:07:54.86	12:08:12.79	0	17.9s	+179	29°	25°
14	Tmp	37	5.112	12:08:38.48	12:08:59.28	0	20.8s	+208	29°	25°
15	Tmp	38	5.745	12:10:20.97	12:10:51.55	0	30.6s	+306	30°	25°
16	Tmp	38	5.969	12:10:59.37	12:11:24.70	0	25.3s	+253	30°	25°
17	Tmp	39	6.738	12:12:43.08	12:13:15.56	0	32.5s	+325	32°	25°
18	Tmp	40	7.019	12:13:24.08	12:14:09.19	0	45.1s	+451	34°	28°
19	Tmp	41	7.316	12:14:11.98	12:14:57.41	0	45.4s	+454	32°	28°
20	Tmp	45	7.708	12:15:06.68	12:15:56.37	0	49.7s	+497	34°	28°
21	Tmp	47	8.262	12:16:33.97	12:17:21.45	0	47.5s	+475	36°	29°
22	Tmp	50	0.251	12:18:27.18	12:18:30.72	0	3.5s	+35	22°	27°
23	Tmp	53	0.635	12:19:17.59	12:19:18.71	0	1.1s	+11	10°	26°
24	Tmp	54	0.950	12:19:57.86	12:19:59.96	0	2.1s	+21	22°	25°
25	Tmp	56	1.423	12:20:45.60	12:20:44.84	0	0.8s	[-8]	10°	24°
26	Tmp	58	1.904	12:21:34.36	12:21:37.20	0	2.8s	+28	18°	24°
27	Tmp	60	2.274	12:22:16.68	12:22:21.39	0	4.7s	+47	22°	24°
28	Tmp	62	3.041	12:23:41.79	12:23:47.09	0	5.3s	+53	26°	24°
29	Tmp	64	3.435	12:24:29.65	12:24:33.47	0	3.8s	+38	24°	24°
30	Tmp	68	4.405	12:26:20.44	12:26:24.15	0	3.7s	+37	22°	24°
31	Tmp	73	5.421	12:28:47.41	12:28:52.41	0	5.0s	+50	28°	24°
32	Tmp	77	6.113	12:30:31.55	12:30:36.61	0	5.1s	+51	23°	24°
33	Tmp	83	0.208	12:34:14.39	12:34:15.72	0	1.3s	+13	8°	23°
34	Tmp	84	0.575	12:34:47.73	12:34:47.10	0	0.6s	-6	6°	23°
35	Tmp	86	1.060	12:35:47.81	12:35:43.92	0	3.9s	-39	23°	23°
36	Tmp	89	1.767	12:36:55.10	12:36:58.78	0	3.7s	+37	21°	23°
37	Tmp	91	2.431	12:38:09.29	12:38:11.05	0	1.8s	+18	15°	23°
38	Tmp	97	0.504	13:07:34.28	13:07:33.70	0	0.6s	-6	6°	23°
39	Tmp	98	0.944	13:08:13.46	13:08:12.62	0	0.8s	[-8]	13°	23°
40	Tmp	103	1.729	13:09:36.02	13:09:36.45	0	0.4s	+4	8°	23°
41	Tmp	106	2.281	13:10:43.81	13:10:45.18	0	1.4s	+14	16°	23°
42	Tmp	108	2.928	13:12:02.88	13:12:01.71	0	1.2s	-12	12°	23°
43	Tmp	110	3.450	13:13:00.65	13:13:05.47	0	4.8s	+48	31°	23°
44	Tmp	111	4.246	13:14:31.19	13:16:13.01	0	1m41s	+1018	59°	23°
45	Tmp	113	4.745	13:15:29.50	13:17:17.06	0	1m47s	+1076	59°	24°
46	Tmp	114	5.077	13:16:07.58	13:17:58.13	0	1m50s	[+1106]	60°	26°
47	Tmp	120	6.194	13:18:39.21	13:20:28.24	0	1m49s	[+1090]	58°	28°
48	Tmp	129	0.670	13:26:12.69	13:26:35.42	0	22.7s	+227	37°	28°
49	Tmp	131	0.964	13:26:59.39	13:27:19.51	0	20.1s	+201	41°	28°
50	Tmp	132	1.781	13:28:50.42	13:29:04.12	0	13.7s	+137	37°	28°
51	Tmp	138	2.760	13:30:36.81	13:30:45.14	0	8.3s	+83	34°	28°
52	Tmp	142	4.160	13:33:03.75	13:33:10.43	0	6.7s	+67	31°	28°

PC	Tp	Trc	DistPC	Ideal	Passagem	Pen	Erro	Pontos	NoPC	AtePC
53	Tmp	147	6.124	13:36:14.29	13:36:16.82	0	2.5s	+25	25°	28°
54	Tmp	155	0.280	13:51:06.27	13:51:15.52	0	9.3s	+93	33°	27°
55	Tmp	157	0.713	13:52:22.63	13:52:27.75	0	5.1s	+51	30°	27°
56	Tmp	159	1.193	13:53:40.78	13:53:44.15	0	3.4s	+34	27°	27°
57	Tmp	162	2.759	13:58:04.10	13:58:12.89	0	8.8s	+88	39°	27°
58	Tmp	168	4.019	14:00:16.79	14:00:23.42	0	6.6s	+66	35°	26°
59	Tmp	175	0.401	14:04:27.69	14:04:27.39	0	0.3s	-3	7°	26°
60	Tmp	180	1.618	14:08:13.60	14:07:45.41	0	28.2s	-282	43°	26°
61	Tmp	187	3.172	14:11:33.40	14:11:00.86	0	32.5s	-325	43°	26°
62	Tmp	198	5.213	14:16:11.12	14:15:27.32	0	43.8s	-438	48°	26°

Num	55	Pen	0	PCZ	0	Total PP	10011	Col. Final	26°
-----	----	-----	---	-----	---	----------	-------	------------	-----





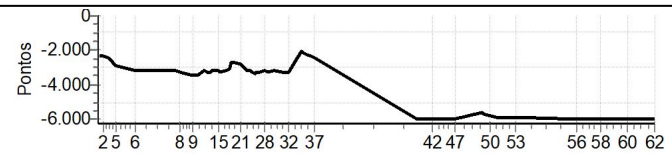
## PETROPOLIS - RJ - Mitsubishi MotorSports 2021

### Performance Individual

PC	Tp	Trc	DistPC	Ideal	Passagem	Pen	Erro	Pontos	NoPC	AtePC
<b>N</b> <b>u</b> <b>m</b>	<b>56</b>	56 / Mario Rodrigo Zaed / Luiz Daniel de Sousa Gonçalves								
		Cat / NL / Largada		TURISMO LIGHT / 131 / 11:11:00						
		Rio de Janeiro-RJ			PAJERO SPORT HPE-S 2.4 DI-D 4X4					
PC	Tp	Trc	DistPC	Ideal	Passagem	Pen	Erro	Pontos	NoPC	AtePC
1	Tmp	3	0.297	11:41:42.93	11:37:52.25	0	3m50s	-2307	61 °	61 °
2	Tmp	3	0.918	11:43:05.73	11:39:13.23	0	3m52s	-2325	61 °	61 °
3	Tmp	6	1.552	11:44:25.76	11:40:19.16	0	4m06s	-2466	62 °	61 °
4	Tmp	7	1.954	11:45:38.23	11:41:06.23	0	4m32s	-2720	62 °	61 °
5	Tmp	7	2.301	11:46:47.63	11:41:56.67	0	4m51s	-2910	62 °	62 °
6	Tmp	12	3.974	11:52:07.43	11:46:51.19	0	5m16s	-3162	62 °	62 °
7	Tmp	20	0.385	12:03:43.03	11:58:24.55	0	5m18s	-3185	59 °	61 °
8	Tmp	23	1.159	12:05:08.18	11:59:42.63	0	5m25s	-3256	59 °	61 °
9	Tmp	27	2.528	12:08:51.25	12:03:02.19	0	5m49s	-3491	59 °	61 °
10	Tmp	30	3.226	12:10:21.74	12:04:36.58	0	5m45s	-3452	58 °	60 °
11	Tmp	34	3.936	12:12:05.02	12:06:41.76	0	5m23s	-3233	56 °	59 °
12	Tmp	35	4.393	12:13:13.22	12:07:46.36	0	5m26s	-3269	56 °	59 °
13	Tmp	35	4.740	12:13:54.86	12:08:30.51	0	5m24s	-3244	56 °	59 °
14	Tmp	37	5.112	12:14:38.48	12:09:17.51	0	5m21s	-3210	56 °	59 °
15	Tmp	38	5.745	12:16:20.97	12:11:03.70	0	5m17s	-3173	56 °	59 °
16	Tmp	38	5.969	12:16:59.37	12:11:35.17	0	5m24s	-3242	56 °	60 °
17	Tmp	39	6.738	12:18:43.08	12:13:24.80	0	5m18s	-3183	56 °	59 °
18	Tmp	40	7.019	12:19:24.08	12:14:16.35	0	5m07s	-3077	55 °	59 °
19	Tmp	41	7.316	12:20:11.98	12:15:40.83	0	4m31s	-2712	54 °	59 °
20	Tmp	45	7.708	12:21:06.68	12:16:30.92	0	4m35s	-2758	54 °	59 °
21	Tmp	47	8.262	12:22:33.97	12:17:49.14	0	4m44s	-2848	55 °	59 °
22	Tmp	50	0.251	12:24:27.18	12:19:12.33	0	5m14s	-3149	56 °	59 °
23	Tmp	53	0.635	12:25:17.59	12:19:57.04	0	5m20s	-3206	57 °	59 °
24	Tmp	54	0.950	12:25:57.86	12:20:30.57	0	5m27s	-3273	57 °	59 °
25	Tmp	56	1.423	12:26:45.60	12:21:10.40	0	5m35s	-3352	57 °	59 °
26	Tmp	58	1.904	12:27:34.36	12:22:03.43	0	5m30s	-3309	57 °	59 °
27	Tmp	60	2.274	12:28:16.68	12:22:51.57	0	5m25s	-3251	57 °	59 °
28	Tmp	62	3.041	12:29:41.79	12:24:22.67	0	5m19s	-3191	57 °	59 °
29	Tmp	64	3.435	12:30:29.65	12:25:03.89	0	5m25s	-3258	57 °	59 °
30	Tmp	68	4.405	12:32:20.44	12:27:02.31	0	5m18s	-3181	57 °	59 °
31	Tmp	73	5.421	12:34:47.41	12:29:21.09	0	5m26s	-3263	57 °	59 °
32	Tmp	77	6.113	12:36:31.55	12:31:08.04	0	5m23s	-3235	57 °	59 °
33	Tmp	83	0.208	12:40:14.39	12:36:48.25	0	3m26s	-2061	53 °	59 °
34	Tmp	84	0.575	12:40:47.73	12:37:15.02	0	3m32s	-2127	54 °	59 °
35	Tmp	86	1.060	12:41:47.81	12:37:58.52	0	3m49s	-2293	55 °	59 °
36	Tmp	89	1.767	12:42:55.10	12:39:01.67	0	3m53s	-2334	56 °	59 °
37	Tmp	91	2.431	12:44:09.29	12:40:04.96	0	4m04s	-2443	56 °	59 °
38	Tmp	97	0.504	13:13:34.28	12:59:25.21	0	14m09s	-6000	63 °	59 °
39	Tmp	98	0.944	13:14:13.46	12:59:58.77	0	14m14s	-6000	63 °	60 °
40	Tmp	103	1.729	13:15:36.02	13:01:09.89	0	14m26s	-6000	63 °	60 °
41	Tmp	106	2.281	13:16:43.81	13:02:11.34	0	14m32s	-6000	63 °	60 °
42	Tmp	108	2.928	13:18:02.88	13:03:19.81	0	14m43s	-6000	63 °	60 °
43	Tmp	110	3.450	13:19:00.65	13:04:14.60	0	14m46s	-6000	63 °	60 °
44	Tmp	111	4.246	13:20:31.19	13:05:50.01	0	14m41s	-6000	63 °	60 °
45	Tmp	113	4.745	13:21:29.50	13:06:59.52	0	14m30s	-6000	63 °	60 °
46	Tmp	114	5.077	13:22:07.58	13:07:56.90	0	14m10s	-6000	63 °	60 °
47	Tmp	120	6.194	13:24:39.21	13:10:35.96	0	14m03s	-6000	63 °	60 °
48	Tmp	129	0.670	13:32:12.69	13:22:45.62	0	9m27s	-5671	62 °	61 °
49	Tmp	131	0.964	13:32:59.39	13:23:23.36	0	9m36s	-5760	62 °	61 °
50	Tmp	132	1.781	13:34:50.42	13:25:05.80	0	9m44s	-5846	62 °	61 °
51	Tmp	138	2.760	13:36:36.81	13:26:50.74	0	9m46s	-5861	62 °	61 °
52	Tmp	142	4.160	13:39:03.75	13:29:16.26	0	9m47s	-5875	62 °	62 °

PC	Tp	Trc	DistPC	Ideal	Passagem	Pen	Erro	Pontos	NoPC	AtePC
53	Tmp	147	6.124	13:42:14.29	13:32:25.40	0	9m48s	-5889	63 °	62 °
54	Tmp	155	0.280	13:57:06.27	13:44:49.23	0	12m17s	-6000	63 °	62 °
55	Tmp	157	0.713	13:58:22.63	13:45:58.36	0	12m24s	-6000	63 °	62 °
56	Tmp	159	1.193	13:59:40.78	13:46:59.39	0	12m41s	-6000	63 °	62 °
57	Tmp	162	2.759	14:04:04.10	13:49:44.84	0	14m19s	-6000	63 °	63 °
58	Tmp	168	4.019	14:06:16.79	13:52:01.98	0	14m14s	-6000	63 °	62 °
59	Tmp	175	0.401	14:10:27.69	13:55:37.53	0	14m50s	-6000	63 °	62 °
60	Tmp	180	1.618	14:14:13.60	13:59:44.10	0	14m29s	-6000	63 °	62 °
61	Tmp	187	3.172	14:17:33.40	14:03:19.07	0	14m14s	-6000	63 °	62 °
62	Tmp	198	5.213	14:22:11.12	14:07:59.47	0	14m11s	-6000	63 °	62 °

<b>Num</b> 56	<b>Pen</b> 0	<b>PCZ</b> 0	<b>Total PP</b> 259051	<b>Col. Final</b> 62°
---------------	--------------	--------------	------------------------	-----------------------





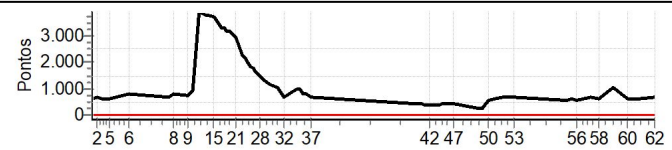
## PETROPOLIS - RJ - Mitsubishi MotorSports 2021

### Performance Individual

PC	Tp	Trc	DistPC	Ideal	Passagem	Pen	Erro	Pontos	NoPC	AtePC
<b>N</b> <b>u</b> <b>m</b>	<b>57</b>	57 / Dionathan de Oliveira Maia / Catarine de Oliveira								
		Cat / NL / Largada TURISMO LIGHT / 126 / 11:06:00								
		Rio de Janeiro-RJ Eclipse Cross								
PC	Tp	Trc	DistPC	Ideal	Passagem	Pen	Erro	Pontos	NoPC	AtePC
1	Tmp	3	0.297	11:36:42.93	11:37:45.76	0	1m02s	<b>+628</b>	54 °	45 °
2	Tmp	3	0.918	11:38:05.73	11:39:10.78	0	1m05s	<b>+651</b>	56 °	54 °
3	Tmp	6	1.552	11:39:25.76	11:40:29.70	0	1m03s	<b>+639</b>	54 °	55 °
4	Tmp	7	1.954	11:40:38.23	11:41:41.70	0	1m03s	<b>+635</b>	54 °	55 °
5	Tmp	7	2.301	11:41:47.63	11:42:49.57	0	1m01s	<b>+619</b>	51 °	56 °
6	Tmp	12	3.974	11:47:07.43	11:48:26.32	0	1m18s	<b>+789</b>	51 °	56 °
7	Tmp	20	0.385	11:58:43.03	11:59:52.01	0	1m09s	<b>+690</b>	44 °	53 °
8	Tmp	23	1.159	12:00:08.18	12:01:30.41	0	1m22s	<b>+822</b>	48 °	52 °
9	Tmp	27	2.528	12:03:51.25	12:05:05.91	0	1m14s	<b>+747</b>	48 °	50 °
10	Tmp	30	3.226	12:05:21.74	12:06:50.63	0	1m28s	<b>+889</b>	51 °	50 °
11	Tmp	34	3.936	12:07:05.02	12:13:36.17	0	6m31s	<b>+3912</b>	59 °	54 °
12	Tmp	35	4.393	12:08:13.22	12:14:40.43	0	6m27s	<b>+3872</b>	58 °	54 °
13	Tmp	35	4.740	12:08:54.86	12:15:16.59	0	6m21s	<b>+3817</b>	58 °	53 °
14	Tmp	37	5.112	12:09:38.48	12:15:54.50	0	6m16s	<b>+3760</b>	58 °	55 °
15	Tmp	38	5.745	12:11:20.97	12:17:35.18	0	6m14s	<b>+3742</b>	58 °	55 °
16	Tmp	38	5.969	12:11:59.37	12:18:05.29	0	6m05s	<b>+3659</b>	58 °	55 °
17	Tmp	39	6.738	12:13:43.08	12:19:14.16	0	5m31s	<b>+3311</b>	57 °	55 °
18	Tmp	40	7.019	12:14:24.08	12:19:56.77	0	5m32s	<b>+3327</b>	57 °	55 °
19	Tmp	41	7.316	12:15:11.98	12:20:30.88	0	5m18s	<b>+3189</b>	57 °	55 °
20	Tmp	45	7.708	12:16:06.68	12:21:21.49	0	5m14s	<b>+3148</b>	56 °	55 °
21	Tmp	47	8.262	12:17:33.97	12:22:28.50	0	4m54s	<b>+2945</b>	56 °	55 °
22	Tmp	50	0.251	12:19:27.18	12:23:15.06	0	3m47s	<b>+2279</b>	53 °	55 °
23	Tmp	53	0.635	12:20:17.59	12:23:50.30	0	3m32s	<b>+2127</b>	53 °	55 °
24	Tmp	54	0.950	12:20:57.86	12:24:17.76	0	3m19s	<b>+1999</b>	53 °	55 °
25	Tmp	56	1.423	12:21:45.60	12:24:50.98	0	3m05s	<b>+1854</b>	53 °	54 °
26	Tmp	58	1.904	12:22:34.36	12:25:32.23	0	2m57s	<b>[+1779]</b>	52 °	54 °
27	Tmp	60	2.274	12:23:16.68	12:26:02.33	0	2m45s	<b>[+1657]</b>	52 °	53 °
28	Tmp	62	3.041	12:24:41.79	12:27:08.69	0	2m26s	<b>+1469</b>	51 °	53 °
29	Tmp	64	3.435	12:25:29.65	12:27:42.29	0	2m12s	<b>+1326</b>	49 °	53 °
30	Tmp	68	4.405	12:27:20.44	12:29:17.66	0	1m57s	<b>+1172</b>	47 °	53 °
31	Tmp	73	5.421	12:29:47.41	12:31:29.12	0	1m41s	<b>+1017</b>	47 °	52 °
32	Tmp	77	6.113	12:31:31.55	12:32:40.79	0	1m09s	<b>+692</b>	45 °	52 °
33	Tmp	83	0.208	12:35:14.39	12:36:52.71	0	1m38s	<b>+983</b>	48 °	52 °
34	Tmp	84	0.575	12:35:47.73	12:37:23.50	0	1m35s	<b>+958</b>	48 °	52 °
35	Tmp	86	1.060	12:36:47.81	12:38:09.59	0	1m21s	<b>+818</b>	48 °	52 °
36	Tmp	89	1.767	12:37:55.10	12:39:14.88	0	1m19s	<b>+798</b>	48 °	52 °
37	Tmp	91	2.431	12:39:09.29	12:40:18.92	0	1m09s	<b>+696</b>	47 °	52 °
38	Tmp	97	0.504	13:08:34.28	13:09:18.46	0	44.2s	<b>+442</b>	51 °	51 °
39	Tmp	98	0.944	13:09:13.46	13:09:55.10	0	41.6s	<b>+416</b>	51 °	51 °
40	Tmp	103	1.729	13:10:36.02	13:11:18.45	0	42.4s	<b>+424</b>	50 °	51 °
41	Tmp	106	2.281	13:11:43.81	13:12:19.15	0	35.3s	<b>+353</b>	48 °	51 °
42	Tmp	108	2.928	13:13:02.88	13:13:41.17	0	38.3s	<b>+383</b>	49 °	51 °
43	Tmp	110	3.450	13:14:00.65	13:14:38.81	0	38.2s	<b>+382</b>	49 °	50 °
44	Tmp	111	4.246	13:15:31.19	13:16:09.41	0	38.2s	<b>+382</b>	48 °	50 °
45	Tmp	113	4.745	13:16:29.50	13:17:11.25	0	41.8s	<b>+418</b>	50 °	50 °
46	Tmp	114	5.077	13:17:07.58	13:17:52.59	0	45.0s	<b>+450</b>	51 °	50 °
47	Tmp	120	6.194	13:19:39.21	13:20:24.53	0	45.3s	<b>+453</b>	49 °	49 °
48	Tmp	129	0.670	13:27:12.69	13:27:38.19	0	25.5s	<b>+255</b>	39 °	49 °
49	Tmp	131	0.964	13:27:59.39	13:28:24.97	0	25.6s	<b>+256</b>	42 °	49 °
50	Tmp	132	1.781	13:29:50.42	13:30:42.93	0	52.5s	<b>+525</b>	48 °	48 °
51	Tmp	138	2.760	13:31:36.81	13:32:38.42	0	1m01s	<b>+616</b>	51 °	48 °
52	Tmp	142	4.160	13:34:03.75	13:35:10.95	0	1m07s	<b>+672</b>	51 °	48 °

PC	Tp	Trc	DistPC	Ideal	Passagem	Pen	Erro	Pontos	NoPC	AtePC
53	Tmp	147	6.124	13:37:14.29	13:38:22.01	0	1m07s	<b>+677</b>	50 °	48 °
54	Tmp	155	0.280	13:52:06.27	13:53:02.39	0	56.1s	<b>+561</b>	51 °	48 °
55	Tmp	157	0.713	13:53:22.63	13:54:20.91	0	58.3s	<b>+583</b>	53 °	48 °
56	Tmp	159	1.193	13:54:40.78	13:55:36.89	0	56.1s	<b>+561</b>	51 °	47 °
57	Tmp	162	2.759	13:59:04.10	14:00:12.32	0	1m08s	<b>+682</b>	52 °	47 °
58	Tmp	168	4.019	14:01:16.79	14:02:19.89	0	1m03s	<b>+631</b>	52 °	47 °
59	Tmp	175	0.401	14:05:27.69	14:07:12.71	0	1m45s	<b>+1050</b>	55 °	47 °
60	Tmp	180	1.618	14:09:13.60	14:10:14.88	0	1m01s	<b>+613</b>	54 °	47 °
61	Tmp	187	3.172	14:12:33.40	14:13:34.54	0	1m01s	<b>+611</b>	54 °	47 °
62	Tmp	198	5.213	14:17:11.12	14:18:16.26	0	1m05s	<b>+651</b>	54 °	47 °

Num	57	Pen	0	PCZ	0	Total PP	77026	Col. Final	47°
-----	----	-----	---	-----	---	----------	-------	------------	-----







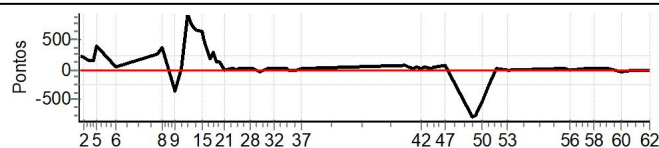
## PETROPOLIS - RJ - Mitsubishi MotorSports 2021

### Performance Individual

PC	Tp	Trc	DistPC	Ideal	Passagem	Pen	Erro	Pontos	NoPC	AtePC
<b>N</b> <b>u</b> <b>m</b>	<b>58</b>	58 / Aline Dias Ferreira / Eduardo Le Senecal Klimiuc								
		Cat / NL / Largada		TURISMO LIGHT / 128 / 11:08:00						
		Mogi das Cruzes-SP				ASX 2.0 OUTDOOR AWD MT				
PC	Tp	Trc	DistPC	Ideal	Passagem	Pen	Erro	Pontos	NoPC	AtePC
1	Tmp	3	0.297	11:38:42.93	11:39:05.90	0	23.0s	<b>+230</b>	43 °	37 °
2	Tmp	3	0.918	11:40:05.73	11:40:25.06	0	19.3s	<b>+193</b>	42 °	42 °
3	Tmp	6	1.552	11:41:25.76	11:41:40.46	0	14.7s	<b>+147</b>	40 °	43 °
4	Tmp	7	1.954	11:42:38.23	11:42:52.52	0	14.3s	<b>+143</b>	31 °	41 °
5	Tmp	7	2.301	11:43:47.63	11:44:26.36	0	38.7s	<b>+387</b>	43 °	42 °
6	Tmp	12	3.974	11:49:07.43	11:49:11.62	0	4.2s	<b>+42</b>	17 °	33 °
7	Tmp	20	0.385	12:00:43.03	12:01:07.49	0	24.5s	<b>+245</b>	36 °	34 °
8	Tmp	23	1.159	12:02:08.18	12:02:44.42	0	36.2s	<b>+362</b>	38 °	33 °
9	Tmp	27	2.528	12:05:51.25	12:05:16.30	0	35.0s	<b>-350</b>	40 °	33 °
10	Tmp	30	3.226	12:07:21.74	12:07:22.12	0	0.4s	<b>+4</b>	5 °	32 °
11	Tmp	34	3.936	12:09:05.02	12:10:37.77	0	1m32s	<b>[+928]</b>	45 °	30 °
12	Tmp	35	4.393	12:10:13.22	12:11:30.39	0	1m17s	<b>[+772]</b>	41 °	35 °
13	Tmp	35	4.740	12:10:54.86	12:12:04.60	0	1m09s	<b>+697</b>	40 °	36 °
14	Tmp	37	5.112	12:11:38.48	12:12:45.33	0	1m06s	<b>+669</b>	39 °	37 °
15	Tmp	38	5.745	12:13:20.97	12:14:25.26	0	1m04s	<b>+643</b>	38 °	38 °
16	Tmp	38	5.969	12:13:59.37	12:14:49.77	0	50.4s	<b>+504</b>	34 °	38 °
17	Tmp	39	6.738	12:15:43.08	12:16:01.43	0	18.4s	<b>+184</b>	29 °	36 °
18	Tmp	40	7.019	12:16:24.08	12:16:52.64	0	28.6s	<b>+286</b>	30 °	36 °
19	Tmp	41	7.316	12:17:11.98	12:17:23.38	0	11.4s	<b>+114</b>	24 °	33 °
20	Tmp	45	7.708	12:18:06.68	12:18:18.76	0	12.1s	<b>+121</b>	23 °	32 °
21	Tmp	47	8.262	12:19:33.97	12:19:33.96	0	0.0s	<b>0</b>	1 °	32 °
22	Tmp	50	0.251	12:21:27.18	12:21:27.87	0	0.7s	<b>+7</b>	3 °	31 °
23	Tmp	53	0.635	12:22:17.59	12:22:20.53	0	2.9s	<b>+29</b>	22 °	31 °
24	Tmp	54	0.950	12:22:57.86	12:22:57.43	0	0.4s	<b>-4</b>	7 °	30 °
25	Tmp	56	1.423	12:23:45.60	12:23:46.31	0	0.7s	<b>+7</b>	8 °	29 °
26	Tmp	58	1.904	12:24:34.36	12:24:35.37	0	1.0s	<b>[+10]</b>	10 °	29 °
27	Tmp	60	2.274	12:25:16.68	12:25:17.93	0	1.3s	<b>+13</b>	5 °	29 °
28	Tmp	62	3.041	12:26:41.79	12:26:42.62	0	0.8s	<b>+8</b>	6 °	28 °
29	Tmp	64	3.435	12:27:29.65	12:27:30.12	0	0.5s	<b>+5</b>	4 °	28 °
30	Tmp	68	4.405	12:29:20.44	12:29:17.14	0	3.3s	<b>-33</b>	19 °	28 °
31	Tmp	73	5.421	12:31:47.41	12:31:49.49	0	2.1s	<b>+21</b>	7 °	28 °
32	Tmp	77	6.113	12:33:31.55	12:33:32.29	0	0.7s	<b>+7</b>	4 °	27 °
33	Tmp	83	0.208	12:37:14.39	12:37:15.21	0	0.8s	<b>+8</b>	5 °	25 °
34	Tmp	84	0.575	12:37:47.73	12:37:47.77	0	0.0s	<b>0</b>	1 °	24 °
35	Tmp	86	1.060	12:38:47.81	12:38:46.87	0	0.9s	<b>-9</b>	9 °	24 °
36	Tmp	89	1.767	12:39:55.10	12:39:52.77	0	2.3s	<b>-23</b>	17 °	24 °
37	Tmp	91	2.431	12:41:09.29	12:41:09.85	0	0.6s	<b>+6</b>	6 °	24 °
38	Tmp	97	0.504	13:10:34.28	13:10:40.35	0	6.1s	<b>+61</b>	29 °	24 °
39	Tmp	98	0.944	13:11:13.46	13:11:17.03	0	3.6s	<b>+36</b>	29 °	24 °
40	Tmp	103	1.729	13:12:36.02	13:12:37.29	0	1.3s	<b>+13</b>	17 °	24 °
41	Tmp	106	2.281	13:13:43.81	13:13:46.84	0	3.0s	<b>+30</b>	27 °	24 °
42	Tmp	108	2.928	13:15:02.88	13:15:04.82	0	1.9s	<b>+19</b>	18 °	24 °
43	Tmp	110	3.450	13:16:00.65	13:16:05.00	0	4.4s	<b>+44</b>	26 °	24 °
44	Tmp	111	4.246	13:17:31.19	13:17:33.20	0	2.0s	<b>+20</b>	15 °	24 °
45	Tmp	113	4.745	13:18:29.50	13:18:32.84	0	3.3s	<b>+33</b>	23 °	23 °
46	Tmp	114	5.077	13:19:07.58	13:19:12.18	0	4.6s	<b>+46</b>	21 °	23 °
47	Tmp	120	6.194	13:21:39.21	13:21:44.96	0	5.8s	<b>+58</b>	28 °	23 °
48	Tmp	129	0.670	13:29:12.69	13:27:53.86	0	1m18s	<b>-788</b>	51 °	23 °
49	Tmp	131	0.964	13:29:59.39	13:28:43.78	0	1m15s	<b>-756</b>	52 °	25 °
50	Tmp	132	1.781	13:31:50.42	13:30:55.52	0	54.9s	<b>-549</b>	49 °	27 °
51	Tmp	138	2.760	13:33:36.81	13:33:09.27	0	27.5s	<b>-275</b>	44 °	27 °
52	Tmp	142	4.160	13:36:03.75	13:36:04.62	0	0.9s	<b>+9</b>	7 °	27 °

PC	Tp	Trc	DistPC	Ideal	Passagem	Pen	Erro	Pontos	NoPC	AtePC
53	Tmp	147	6.124	13:39:14.29	13:39:13.83	0	0.5s	<b>-5</b>	11 °	27 °
54	Tmp	155	0.280	13:54:06.27	13:54:06.53	0	0.3s	<b>+3</b>	5 °	26 °
55	Tmp	157	0.713	13:55:22.63	13:55:23.64	0	1.0s	<b>[+10]</b>	13 °	26 °
56	Tmp	159	1.193	13:56:40.78	13:56:40.63	0	0.2s	<b>-2</b>	4 °	26 °
57	Tmp	162	2.759	14:01:04.10	14:01:04.97	0	0.9s	<b>+9</b>	11 °	25 °
58	Tmp	168	4.019	14:03:16.79	14:03:18.30	0	1.5s	<b>+15</b>	12 °	25 °
59	Tmp	175	0.401	14:07:27.69	14:07:28.50	0	0.8s	<b>+8</b>	14 °	25 °
60	Tmp	180	1.618	14:11:13.60	14:11:11.01	0	2.6s	<b>-26</b>	17 °	25 °
61	Tmp	187	3.172	14:14:33.40	14:14:32.57	0	0.8s	<b>-8</b>	7 °	25 °
62	Tmp	198	5.213	14:19:11.12	14:19:08.97	0	2.2s	<b>-22</b>	18 °	25 °

**Num 58** | **Pen 0** | **PCZ 2** | **Total PP 8336** | **Col. Final 25°**





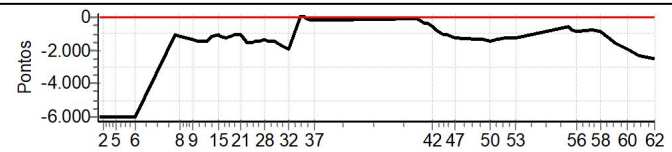
# PETROPOLIS - RJ - Mitsubishi MotorSports 2021

## Performance Individual

PC	Tp	Trc	DistPC	Ideal	Passagem	Pen	Erro	Pontos	NoPC	AtePC
<b>N</b> <b>u</b> <b>m</b>	<b>61</b>	61 / Carlos Nascimento E Silva / Helena Ribeiro Villela								
		Cat / NL / Largada		TURISMO LIGHT / 61 / 10:01:00						
		Petropolis-RJ				L200 TRITON OUTDOORM 3.2 DIESEL				
PC	Tp	Trc	DistPC	Ideal	Passagem	Pen	Erro	Pontos	NoPC	AtePC
1	Tmp	3	0.297	10:31:42.93	10:17:54.36	0	13m48s	-6000	68 °	68 °
2	Tmp	3	0.918	10:33:05.73	10:19:09.58	0	13m56s	-6000	68 °	68 °
3	Tmp	6	1.552	10:34:25.76	10:20:18.29	0	14m07s	-6000	68 °	68 °
4	Tmp	7	1.954	10:35:38.23	10:21:19.21	0	14m19s	-6000	68 °	68 °
5	Tmp	7	2.301	10:36:47.63	10:22:47.72	0	13m59s	-6000	68 °	68 °
6	Tmp	12	3.974	10:42:07.43	10:27:29.67	0	14m37s	-6000	68 °	68 °
7	Tmp	20	0.385	10:53:43.03	10:51:59.33	0	1m43s	-1037	50 °	64 °
8	Tmp	23	1.159	10:55:08.18	10:53:13.77	0	1m54s	-1144	50 °	64 °
9	Tmp	27	2.528	10:58:51.25	10:56:33.92	0	2m17s	-1373	54 °	64 °
10	Tmp	30	3.226	11:00:21.74	10:57:57.71	0	2m24s	-1440	53 °	63 °
11	Tmp	34	3.936	11:02:05.02	10:59:43.62	0	2m21s	-1414	49 °	63 °
12	Tmp	35	4.393	11:03:13.22	11:00:44.99	0	2m28s	-1482	49 °	63 °
13	Tmp	35	4.740	11:03:54.86	11:01:50.82	0	2m04s	-1240	47 °	63 °
14	Tmp	37	5.112	11:04:38.48	11:02:39.76	0	1m58s	-1187	47 °	62 °
15	Tmp	38	5.745	11:06:20.97	11:04:32.45	0	1m48s	-1085	45 °	60 °
16	Tmp	38	5.969	11:06:59.37	11:05:04.00	0	1m55s	-1154	47 °	59 °
17	Tmp	39	6.738	11:08:43.08	11:06:37.19	0	2m05s	-1259	48 °	58 °
18	Tmp	40	7.019	11:09:24.08	11:07:31.50	0	1m52s	-1126	45 °	58 °
19	Tmp	41	7.316	11:10:11.98	11:08:18.94	0	1m53s	-1130	49 °	58 °
20	Tmp	45	7.708	11:11:06.68	11:09:19.17	0	1m47s	-1075	48 °	58 °
21	Tmp	47	8.262	11:12:33.97	11:10:48.29	0	1m45s	-1057	48 °	57 °
22	Tmp	50	0.251	11:14:27.18	11:11:55.19	0	2m32s	-1520	50 °	57 °
23	Tmp	53	0.635	11:15:17.59	11:12:44.32	0	2m33s	-1533	50 °	56 °
24	Tmp	54	0.950	11:15:57.86	11:13:24.26	0	2m33s	-1536	50 °	56 °
25	Tmp	56	1.423	11:16:45.60	11:14:19.14	0	2m26s	-1465	49 °	56 °
26	Tmp	58	1.904	11:17:34.36	11:15:13.05	0	2m21s	-1413	49 °	56 °
27	Tmp	60	2.274	11:18:16.68	11:15:57.60	0	2m19s	-1391	50 °	56 °
28	Tmp	62	3.041	11:19:41.79	11:17:27.50	0	2m14s	-1343	49 °	55 °
29	Tmp	64	3.435	11:20:29.65	11:18:10.45	0	2m19s	-1392	50 °	54 °
30	Tmp	68	4.405	11:22:20.44	11:19:52.57	0	2m27s	-1479	49 °	54 °
31	Tmp	73	5.421	11:24:47.41	11:21:54.62	0	2m52s	-1728	51 °	54 °
32	Tmp	77	6.113	11:26:31.55	11:23:15.21	0	3m16s	-1963	51 °	54 °
33	Tmp	83	0.208	11:30:14.39	11:30:36.23	0	21.8s	[+218]	35 °	53 °
34	Tmp	84	0.575	11:30:47.73	11:31:01.23	0	13.5s	[+135]	34 °	53 °
35	Tmp	86	1.060	11:31:47.81	11:31:44.63	0	3.2s	-32	21 °	53 °
36	Tmp	89	1.767	11:32:55.10	11:32:42.85	0	12.3s	-123	31 °	53 °
37	Tmp	91	2.431	11:34:09.29	11:33:52.98	0	16.3s	-163	34 °	53 °
38	Tmp	97	0.504	12:03:34.28	12:03:27.61	0	6.7s	-67	33 °	53 °
39	Tmp	98	0.944	12:04:13.46	12:04:00.33	0	13.1s	-131	40 °	53 °
40	Tmp	103	1.729	12:05:36.02	12:05:04.21	0	31.8s	-318	47 °	52 °
41	Tmp	106	2.281	12:06:43.81	12:06:05.05	0	38.8s	-388	50 °	52 °
42	Tmp	108	2.928	12:08:02.88	12:07:03.22	0	59.7s	-597	55 °	52 °
43	Tmp	110	3.450	12:09:00.65	12:07:48.66	0	1m12s	-720	58 °	52 °
44	Tmp	111	4.246	12:10:31.19	12:08:59.58	0	1m31s	-916	57 °	52 °
45	Tmp	113	4.745	12:11:29.50	12:09:47.72	0	1m41s	-1018	58 °	51 °
46	Tmp	114	5.077	12:12:07.58	12:10:25.89	0	1m41s	-1017	58 °	51 °
47	Tmp	120	6.194	12:14:39.21	12:12:37.98	0	2m01s	-1212	60 °	51 °
48	Tmp	129	0.670	12:22:12.69	12:19:59.44	0	2m13s	-1333	54 °	51 °
49	Tmp	131	0.964	12:22:59.39	12:20:44.09	0	2m15s	-1353	54 °	51 °
50	Tmp	132	1.781	12:24:50.42	12:22:31.36	0	2m19s	-1391	54 °	51 °
51	Tmp	138	2.760	12:26:36.81	12:24:23.85	0	2m13s	-1330	54 °	51 °
52	Tmp	142	4.160	12:29:03.75	12:27:04.35	0	1m59s	-1194	54 °	52 °

PC	Tp	Trc	DistPC	Ideal	Passagem	Pen	Erro	Pontos	NoPC	AtePC
53	Tmp	147	6.124	12:32:14.29	12:30:12.07	0	2m02s	-1222	55 °	51 °
54	Tmp	155	0.280	12:47:06.27	12:46:14.57	0	51.7s	-517	49 °	51 °
55	Tmp	157	0.713	12:48:22.63	12:47:06.50	0	1m16s	-761	54 °	51 °
56	Tmp	159	1.193	12:49:40.78	12:48:16.06	0	1m24s	-847	54 °	51 °
57	Tmp	162	2.759	12:54:04.10	12:52:50.15	0	1m14s	-740	53 °	51 °
58	Tmp	168	4.019	12:56:16.79	12:54:50.20	0	1m26s	-866	56 °	51 °
59	Tmp	175	0.401	13:00:27.69	12:57:54.89	0	2m32s	-1528	57 °	50 °
60	Tmp	180	1.618	13:04:13.60	13:00:58.18	0	3m15s	-1954	59 °	50 °
61	Tmp	187	3.172	13:07:33.40	13:03:45.58	0	3m47s	-2278	59 °	53 °
62	Tmp	198	5.213	13:12:11.12	13:08:00.93	0	4m10s	-2502	58 °	53 °

Num **61** Pen **0** PCZ **0** Total PP **97484** Col. Final **53°**





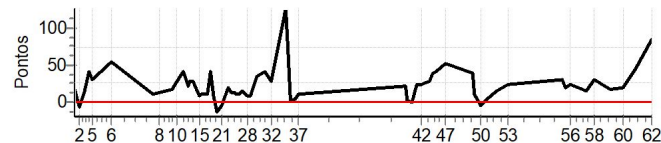
## PETROPOLIS - RJ - Mitsubishi MotorSports 2021

### Performance Individual

PC	Tp	Trc	DistPC	Ideal	Passagem	Pen	Erro	Pontos	NoPC	AtePC
<b>N</b> <b>u</b> <b>m</b>	<b>62</b>	62 / Jocenir Foppa Junior / Cintia Leticia de Oliveira								
		Cat / NL / Largada		TURISMO LIGHT / 62 / 10:02:00						
		Goiania-GO			L200 TRITON 3.2 DIESEL M/T					
PC	Tp	Trc	DistPC	Ideal	Passagem	Pen	Erro	Pontos	NoPC	AtePC
1	Tmp	3	0.297	10:32:42.93	10:32:44.67	0	1.7s	+17	16°	15°
2	Tmp	3	0.918	10:34:05.73	10:34:05.17	0	0.6s	-6	11°	8°
3	Tmp	6	1.552	10:35:25.76	10:35:26.94	0	1.2s	+12	5°	8°
4	Tmp	7	1.954	10:36:38.23	10:36:42.27	0	4.0s	+40	14°	6°
5	Tmp	7	2.301	10:37:47.63	10:37:50.68	0	3.1s	+31	13°	7°
6	Tmp	12	3.974	10:43:07.43	10:43:12.84	0	5.4s	+54	20°	7°
7	Tmp	20	0.385	10:54:43.03	10:54:44.01	0	1.0s	[+10]	9°	7°
8	Tmp	23	1.159	10:56:08.18	10:56:09.35	0	1.2s	+12	10°	7°
9	Tmp	27	2.528	10:59:51.25	10:59:52.97	0	1.7s	+17	13°	7°
10	Tmp	30	3.226	11:01:21.74	11:01:24.40	0	2.7s	+27	16°	7°
11	Tmp	34	3.936	11:03:05.02	11:03:09.11	0	4.1s	+41	14°	7°
12	Tmp	35	4.393	11:04:13.22	11:04:15.34	0	2.1s	+21	9°	8°
13	Tmp	35	4.740	11:04:54.86	11:04:57.67	0	2.8s	+28	14°	8°
14	Tmp	37	5.112	11:05:38.48	11:05:41.29	0	2.8s	+28	15°	8°
15	Tmp	38	5.745	11:07:20.97	11:07:21.76	0	0.8s	+8	4°	7°
16	Tmp	38	5.969	11:07:59.37	11:08:00.41	0	1.0s	[+10]	6°	7°
17	Tmp	39	6.738	11:09:43.08	11:09:44.09	0	1.0s	+10	8°	6°
18	Tmp	40	7.019	11:10:24.08	11:10:28.12	0	4.0s	+40	15°	8°
19	Tmp	41	7.316	11:11:11.98	11:11:12.59	0	0.6s	+6	7°	8°
20	Tmp	45	7.708	11:12:06.68	11:12:05.40	0	1.3s	-13	8°	8°
21	Tmp	47	8.262	11:13:33.97	11:13:33.56	0	0.4s	-4	4°	7°
22	Tmp	50	0.251	11:15:27.18	11:15:29.19	0	2.0s	+20	15°	7°
23	Tmp	53	0.635	11:16:17.59	11:16:18.78	0	1.2s	+12	16°	7°
24	Tmp	54	0.950	11:16:57.86	11:16:59.13	0	1.3s	+13	20°	6°
25	Tmp	56	1.423	11:17:45.60	11:17:46.57	0	1.0s	+10	13°	6°
26	Tmp	58	1.904	11:18:34.36	11:18:35.49	0	1.1s	+11	12°	6°
27	Tmp	60	2.274	11:19:16.68	11:19:18.28	0	1.6s	+16	10°	6°
28	Tmp	62	3.041	11:20:41.79	11:20:42.69	0	0.9s	+9	8°	6°
29	Tmp	64	3.435	11:21:29.65	11:21:30.47	0	0.8s	+8	10°	6°
30	Tmp	68	4.405	11:23:20.44	11:23:23.87	0	3.4s	+34	21°	6°
31	Tmp	73	5.421	11:25:47.41	11:25:51.45	0	4.0s	+40	24°	6°
32	Tmp	77	6.113	11:27:31.55	11:27:34.32	0	2.8s	+28	18°	6°
33	Tmp	83	0.208	11:31:14.39	11:31:26.84	0	12.5s	[+125]	29°	6°
34	Tmp	84	0.575	11:31:47.73	11:31:56.57	0	8.8s	[+88]	29°	6°
35	Tmp	86	1.060	11:32:47.81	11:32:48.01	0	0.2s	+2	3°	6°
36	Tmp	89	1.767	11:33:55.10	11:33:55.63	0	0.5s	+5	4°	6°
37	Tmp	91	2.431	11:35:09.29	11:35:10.35	0	1.1s	+11	10°	6°
38	Tmp	97	0.504	12:04:34.28	12:04:36.52	0	2.2s	+22	22°	6°
39	Tmp	98	0.944	12:05:13.46	12:05:13.65	0	0.2s	+2	8°	6°
40	Tmp	103	1.729	12:06:36.02	12:06:36.11	0	0.1s	+1	6°	6°
41	Tmp	106	2.281	12:07:43.81	12:07:46.12	0	2.3s	+23	21°	6°
42	Tmp	108	2.928	12:09:02.88	12:09:05.29	0	2.4s	+24	23°	6°
43	Tmp	110	3.450	12:10:00.65	12:10:03.17	0	2.5s	+25	17°	6°
44	Tmp	111	4.246	12:11:31.19	12:11:33.98	0	2.8s	+28	20°	6°
45	Tmp	113	4.745	12:12:29.50	12:12:33.29	0	3.8s	+38	24°	6°
46	Tmp	114	5.077	12:13:07.58	12:13:11.68	0	4.1s	+41	18°	7°
47	Tmp	120	6.194	12:15:39.21	12:15:44.41	0	5.2s	+52	27°	7°
48	Tmp	129	0.670	12:23:12.69	12:23:16.58	0	3.9s	+39	20°	6°
49	Tmp	131	0.964	12:23:59.39	12:24:00.36	0	1.0s	+10	12°	6°
50	Tmp	132	1.781	12:25:50.42	12:25:50.05	0	0.4s	-4	5°	6°
51	Tmp	138	2.760	12:27:36.81	12:27:37.23	0	0.4s	+4	11°	6°
52	Tmp	142	4.160	12:30:03.75	12:30:05.14	0	1.4s	+14	12°	6°

PC	Tp	Trc	DistPC	Ideal	Passagem	Pen	Erro	Pontos	NoPC	AtePC
53	Tmp	147	6.124	12:33:14.29	12:33:16.55	0	2.3s	+23	24°	6°
54	Tmp	155	0.280	12:48:06.27	12:48:09.32	0	3.1s	+31	23°	6°
55	Tmp	157	0.713	12:49:22.63	12:49:24.66	0	2.0s	+20	21°	6°
56	Tmp	159	1.193	12:50:40.78	12:50:43.11	0	2.3s	+23	23°	6°
57	Tmp	162	2.759	12:55:04.10	12:55:05.74	0	1.6s	+16	17°	6°
58	Tmp	168	4.019	12:57:16.79	12:57:19.81	0	3.0s	+30	22°	6°
59	Tmp	175	0.401	13:01:27.69	13:01:29.39	0	1.7s	+17	23°	7°
60	Tmp	180	1.618	13:05:13.60	13:05:15.46	0	1.9s	+19	15°	7°
61	Tmp	187	3.172	13:08:33.40	13:08:38.03	0	4.6s	+46	27°	7°
62	Tmp	198	5.213	13:13:11.12	13:13:19.50	0	8.4s	+84	32°	8°

Num	62	Pen	0	PCZ	0	Total PP	1270	Col. Final	8°
-----	----	-----	---	-----	---	----------	------	------------	----





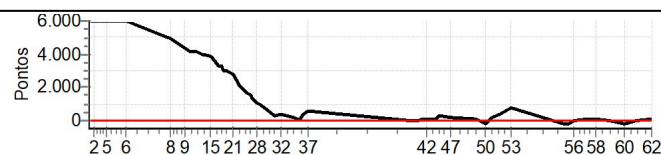
## PETROPOLIS - RJ - Mitsubishi MotorSports 2021

### Performance Individual

PC	Tp	Trc	DistPC	Ideal	Passagem	Pen	Erro	Pontos	NoPC	AtePC
<b>N</b> <b>u</b> <b>m</b>	<b>63</b>	63 / Jorge Eduardo Duarte Guinle / Laura Guinle								
		Cat / NL / Largada		TURISMO LIGHT / 63 / 10:03:00						
		Petropolis-RJ				ASX AWD 2.0 CVT S				
PC	Tp	Trc	DistPC	Ideal	Passagem	Pen	Erro	Pontos	NoPC	AtePC
1	Tmp	3	0.297	10:33:42.93	10:44:17.46	0	10m34s	<b>+6000</b>	67 °	67 °
2	Tmp	3	0.918	10:35:05.73	10:47:52.12	0	12m46s	<b>+6000</b>	67 °	67 °
3	Tmp	6	1.552	10:36:25.76	10:49:04.14	0	12m38s	<b>+6000</b>	67 °	67 °
4	Tmp	7	1.954	10:37:38.23	10:50:21.92	0	12m43s	<b>+6000</b>	67 °	67 °
5	Tmp	7	2.301	10:38:47.63	10:51:41.51	0	12m53s	<b>+6000</b>	67 °	67 °
6	Tmp	12	3.974	10:44:07.43	10:56:54.27	0	12m46s	<b>+6000</b>	67 °	67 °
7	Tmp	20	0.385	10:55:43.03	11:04:05.52	0	8m22s	<b>+5025</b>	63 °	65 °
8	Tmp	23	1.159	10:57:08.18	11:05:25.02	0	8m16s	<b>+4968</b>	63 °	65 °
9	Tmp	27	2.528	11:00:51.25	11:08:09.04	0	7m17s	<b>+4378</b>	61 °	65 °
10	Tmp	30	3.226	11:02:21.74	11:09:19.42	0	6m57s	<b>+4177</b>	61 °	64 °
11	Tmp	34	3.936	11:04:05.02	11:11:01.45	0	6m56s	<b>+4164</b>	60 °	64 °
12	Tmp	35	4.393	11:05:13.22	11:11:56.72	0	6m43s	<b>+4035</b>	60 °	64 °
13	Tmp	35	4.740	11:05:54.86	11:12:34.20	0	6m39s	<b>+3993</b>	60 °	64 °
14	Tmp	37	5.112	11:06:38.48	11:13:13.20	0	6m34s	<b>+3947</b>	60 °	64 °
15	Tmp	38	5.745	11:08:20.97	11:14:44.88	0	6m23s	<b>+3839</b>	59 °	63 °
16	Tmp	38	5.969	11:08:59.37	11:15:11.13	0	6m11s	<b>+3718</b>	59 °	63 °
17	Tmp	39	6.738	11:10:43.08	11:16:15.32	0	5m32s	<b>+3322</b>	58 °	62 °
18	Tmp	40	7.019	11:11:24.08	11:16:48.34	0	5m24s	<b>+3243</b>	56 °	62 °
19	Tmp	41	7.316	11:12:11.98	11:17:14.93	0	5m03s	<b>+3030</b>	56 °	62 °
20	Tmp	45	7.708	11:13:06.68	11:18:01.96	0	4m55s	<b>+2953</b>	55 °	62 °
21	Tmp	47	8.262	11:14:33.97	11:19:08.40	0	4m34s	<b>+2744</b>	54 °	62 °
22	Tmp	50	0.251	11:16:27.18	11:19:54.51	0	3m27s	<b>+2073</b>	52 °	62 °
23	Tmp	53	0.635	11:17:17.59	11:20:26.59	0	3m09s	<b>+1890</b>	52 °	62 °
24	Tmp	54	0.950	11:17:57.86	11:20:57.10	0	2m59s	<b>[+1792]</b>	51 °	61 °
25	Tmp	56	1.423	11:18:45.60	11:21:27.74	0	2m42s	<b>[+1621]</b>	51 °	60 °
26	Tmp	58	1.904	11:19:34.36	11:22:02.86	0	2m28s	<b>+1485</b>	50 °	60 °
27	Tmp	60	2.274	11:20:16.68	11:22:29.97	0	2m13s	<b>+1333</b>	48 °	60 °
28	Tmp	62	3.041	11:21:41.79	11:23:30.22	0	1m48s	<b>+1084</b>	47 °	60 °
29	Tmp	64	3.435	11:22:29.65	11:24:01.43	0	1m31s	<b>+918</b>	47 °	60 °
30	Tmp	68	4.405	11:24:20.44	11:25:21.30	0	1m00s	<b>+609</b>	43 °	60 °
31	Tmp	73	5.421	11:26:47.41	11:27:16.26	0	28.9s	<b>+289</b>	39 °	60 °
32	Tmp	77	6.113	11:28:31.55	11:29:03.70	0	32.2s	<b>+322</b>	36 °	60 °
33	Tmp	83	0.208	11:32:14.39	11:32:28.89	0	14.5s	<b>+145</b>	31 °	60 °
34	Tmp	84	0.575	11:32:47.73	11:32:52.56	0	4.8s	<b>+48</b>	21 °	60 °
35	Tmp	86	1.060	11:33:47.81	11:33:57.51	0	9.7s	<b>+97</b>	33 °	58 °
36	Tmp	89	1.767	11:34:55.10	11:35:32.57	0	37.5s	<b>+375</b>	43 °	58 °
37	Tmp	91	2.431	11:36:09.29	11:37:02.70	0	53.4s	<b>+534</b>	44 °	57 °
38	Tmp	97	0.504	12:05:34.28	12:05:27.76	0	6.5s	<b>-65</b>	31 °	57 °
39	Tmp	98	0.944	12:06:13.46	12:06:07.06	0	6.4s	<b>-64</b>	35 °	57 °
40	Tmp	103	1.729	12:07:36.02	12:07:32.25	0	3.8s	<b>-38</b>	29 °	57 °
41	Tmp	106	2.281	12:08:43.81	12:08:50.43	0	6.6s	<b>+66</b>	36 °	57 °
42	Tmp	108	2.928	12:10:02.88	12:10:09.06	0	6.2s	<b>+62</b>	36 °	57 °
43	Tmp	110	3.450	12:11:00.65	12:11:06.86	0	6.2s	<b>+62</b>	36 °	57 °
44	Tmp	111	4.246	12:12:31.19	12:12:39.07	0	7.9s	<b>+79</b>	36 °	57 °
45	Tmp	113	4.745	12:13:29.50	12:13:53.32	0	23.8s	<b>+238</b>	41 °	56 °
46	Tmp	114	5.077	12:14:07.58	12:14:33.15	0	25.6s	<b>+256</b>	44 °	56 °
47	Tmp	120	6.194	12:16:39.21	12:16:52.04	0	12.8s	<b>+128</b>	39 °	56 °
48	Tmp	129	0.670	12:24:12.69	12:24:20.58	0	7.9s	<b>+79</b>	25 °	56 °
49	Tmp	131	0.964	12:24:59.39	12:24:58.01	0	1.4s	<b>-14</b>	13 °	56 °
50	Tmp	132	1.781	12:26:50.42	12:26:30.46	0	20.0s	<b>-200</b>	40 °	56 °
51	Tmp	138	2.760	12:28:36.81	12:28:56.89	0	20.1s	<b>+201</b>	39 °	56 °
52	Tmp	142	4.160	12:31:03.75	12:31:42.57	0	38.8s	<b>+388</b>	47 °	56 °

PC	Tp	Trc	DistPC	Ideal	Passagem	Pen	Erro	Pontos	NoPC	AtePC
53	Tmp	147	6.124	12:34:14.29	12:35:27.05	0	1m12s	<b>+728</b>	51 °	56 °
54	Tmp	155	0.280	12:49:06.27	12:48:48.06	0	18.2s	<b>-182</b>	42 °	56 °
55	Tmp	157	0.713	12:50:22.63	12:50:04.76	0	17.9s	<b>-179</b>	41 °	56 °
56	Tmp	159	1.193	12:51:40.78	12:51:37.17	0	3.6s	<b>-36</b>	28 °	56 °
57	Tmp	162	2.759	12:56:04.10	12:56:07.82	0	3.7s	<b>+37</b>	29 °	55 °
58	Tmp	168	4.019	12:58:16.79	12:58:25.37	0	8.6s	<b>+86</b>	39 °	55 °
59	Tmp	175	0.401	13:02:27.69	13:02:27.54	0	0.2s	<b>[-2]</b>	6 °	55 °
60	Tmp	180	1.618	13:06:13.60	13:05:51.22	0	22.4s	<b>-224</b>	40 °	55 °
61	Tmp	187	3.172	13:09:33.40	13:09:29.05	0	4.4s	<b>-44</b>	26 °	55 °
62	Tmp	198	5.213	13:14:11.12	13:14:15.60	0	4.5s	<b>+45</b>	27 °	54 °

<b>Num</b>	<b>63</b>	<b>Pen</b>	<b>0</b>	<b>PCZ</b>	<b>0</b>	<b>Total PP</b>	<b>108239</b>	<b>Col. Final</b>	<b>54°</b>
------------	-----------	------------	----------	------------	----------	-----------------	---------------	-------------------	------------





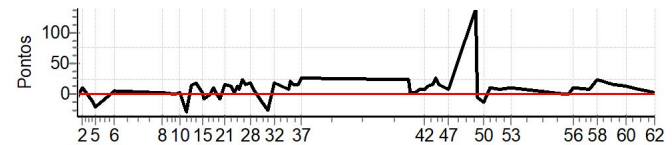
## PETROPOLIS - RJ - Mitsubishi MotorSports 2021

### Performance Individual

PC	Tp	Trc	DistPC	Ideal	Passagem	Pen	Erro	Pontos	NoPC	AtePC
<b>N</b> <b>u</b> <b>m</b>	<b>64</b>	64 / Jorge Souza / Pedro Fonseca de Souza								
		Cat / NL / Largada		TURISMO LIGHT / 64 / 10:04:00						
		São Roque-sp			PAJERO TR4 FLEX 2.0 4X4 AT 5P					
PC	Tp	Trc	DistPC	Ideal	Passagem	Pen	Erro	Pontos	NoPC	AtePC
1	Tmp	3	0.297	10:34:42.93	10:34:42.42	0	0.5s	-5	6°	6°
2	Tmp	3	0.918	10:36:05.73	10:36:06.70	0	1.0s	[+10]	14°	5°
3	Tmp	6	1.552	10:37:25.76	10:37:25.55	0	0.2s	-2	2°	2°
4	Tmp	7	1.954	10:38:38.23	10:38:37.07	0	1.2s	-12	3°	1°
5	Tmp	7	2.301	10:39:47.63	10:39:45.48	0	2.2s	-22	8°	2°
6	Tmp	12	3.974	10:45:07.43	10:45:07.93	0	0.5s	+5	1°	1°
7	Tmp	20	0.385	10:56:43.03	10:56:43.24	0	0.2s	+2	4°	1°
8	Tmp	23	1.159	10:58:08.18	10:58:08.24	0	0.1s	+1	2°	1°
9	Tmp	27	2.528	11:01:51.25	11:01:51.22	0	0.0s	0	2°	1°
10	Tmp	30	3.226	11:03:21.74	11:03:21.91	0	0.2s	+2	3°	1°
11	Tmp	34	3.936	11:05:05.02	11:05:02.02	0	3.0s	-30	11°	2°
12	Tmp	35	4.393	11:06:13.22	11:06:14.44	0	1.2s	+12	6°	2°
13	Tmp	35	4.740	11:06:54.86	11:06:56.29	0	1.4s	+14	4°	2°
14	Tmp	37	5.112	11:07:38.48	11:07:40.19	0	1.7s	+17	11°	2°
15	Tmp	38	5.745	11:09:20.97	11:09:21.04	0	0.1s	+1	1°	2°
16	Tmp	38	5.969	11:09:59.37	11:09:58.44	0	0.9s	-9	5°	1°
17	Tmp	39	6.738	11:11:43.08	11:11:43.08	0	0.0s	0	1°	1°
18	Tmp	40	7.019	11:12:24.08	11:12:24.94	0	0.9s	+9	6°	1°
19	Tmp	41	7.316	11:13:11.98	11:13:11.99	0	0.0s	0	2°	1°
20	Tmp	45	7.708	11:14:06.68	11:14:05.77	0	0.9s	-9	4°	1°
21	Tmp	47	8.262	11:15:33.97	11:15:35.38	0	1.4s	+14	12°	1°
22	Tmp	50	0.251	11:17:27.18	11:17:28.47	0	1.3s	+13	12°	1°
23	Tmp	53	0.635	11:18:17.59	11:18:17.74	0	0.2s	+2	5°	1°
24	Tmp	54	0.950	11:18:57.86	11:18:59.19	0	1.3s	+13	19°	1°
25	Tmp	56	1.423	11:19:45.60	11:19:46.27	0	0.7s	+7	9°	1°
26	Tmp	58	1.904	11:20:34.36	11:20:36.55	0	2.2s	+22	17°	2°
27	Tmp	60	2.274	11:21:16.68	11:21:18.30	0	1.6s	+16	9°	1°
28	Tmp	62	3.041	11:22:41.79	11:22:43.62	0	1.8s	+18	14°	2°
29	Tmp	64	3.435	11:23:29.65	11:23:30.46	0	0.8s	+8	9°	2°
30	Tmp	68	4.405	11:25:20.44	11:25:19.40	0	1.0s	[-10]	10°	2°
31	Tmp	73	5.421	11:27:47.41	11:27:44.68	0	2.7s	-27	16°	2°
32	Tmp	77	6.113	11:29:31.55	11:29:33.29	0	1.7s	+17	11°	2°
33	Tmp	83	0.208	11:33:14.39	11:33:15.16	0	0.8s	+8	6°	2°
34	Tmp	84	0.575	11:33:47.73	11:33:49.75	0	2.0s	+20	16°	2°
35	Tmp	86	1.060	11:34:47.81	11:34:49.23	0	1.4s	+14	11°	2°
36	Tmp	89	1.767	11:35:55.10	11:35:56.66	0	1.6s	+16	13°	3°
37	Tmp	91	2.431	11:37:09.29	11:37:12.03	0	2.7s	[+27]	21°	3°
38	Tmp	97	0.504	12:06:34.28	12:06:36.46	0	2.2s	+22	21°	3°
39	Tmp	98	0.944	12:07:13.46	12:07:13.58	0	0.1s	+1	4°	3°
40	Tmp	103	1.729	12:08:36.02	12:08:36.13	0	0.1s	+1	5°	3°
41	Tmp	106	2.281	12:09:43.81	12:09:44.60	0	0.8s	+8	11°	3°
42	Tmp	108	2.928	12:11:02.88	12:11:03.68	0	0.8s	+8	9°	3°
43	Tmp	110	3.450	12:12:00.65	12:12:01.99	0	1.3s	+13	11°	3°
44	Tmp	111	4.246	12:13:31.19	12:13:32.72	0	1.5s	+15	14°	3°
45	Tmp	113	4.745	12:14:29.50	12:14:32.12	0	2.6s	+26	19°	2°
46	Tmp	114	5.077	12:15:07.58	12:15:09.17	0	1.6s	+16	11°	2°
47	Tmp	120	6.194	12:17:39.21	12:17:39.83	0	0.6s	+6	6°	2°
48	Tmp	129	0.670	12:25:12.69	12:25:26.72	0	14.0s	[+140]	34°	2°
49	Tmp	131	0.964	12:25:59.39	12:25:58.86	0	0.5s	-5	3°	2°
50	Tmp	132	1.781	12:27:50.42	12:27:49.08	0	1.3s	-13	13°	2°
51	Tmp	138	2.760	12:29:36.81	12:29:37.95	0	1.1s	+11	19°	2°
52	Tmp	142	4.160	12:32:03.75	12:32:04.42	0	0.7s	+7	6°	2°

PC	Tp	Trc	DistPC	Ideal	Passagem	Pen	Erro	Pontos	NoPC	AtePC
53	Tmp	147	6.124	12:35:14.29	12:35:15.18	0	0.9s	+9	18°	2°
54	Tmp	155	0.280	12:50:06.27	12:50:06.12	0	0.2s	-2	4°	2°
55	Tmp	157	0.713	12:51:22.63	12:51:22.62	0	0.0s	0	1°	2°
56	Tmp	159	1.193	12:52:40.78	12:52:41.65	0	0.9s	+9	14°	2°
57	Tmp	162	2.759	12:57:04.10	12:57:04.94	0	0.8s	+8	10°	2°
58	Tmp	168	4.019	12:59:16.79	12:59:18.94	0	2.2s	+22	15°	3°
59	Tmp	175	0.401	13:03:27.69	13:03:29.28	0	1.6s	+16	21°	3°
60	Tmp	180	1.618	13:07:13.60	13:07:14.83	0	1.2s	+12	11°	2°
61	Tmp	187	3.172	13:10:33.40	13:10:34.05	0	0.7s	+7	6°	2°
62	Tmp	198	5.213	13:15:11.12	13:15:11.27	0	0.2s	+2	3°	2°

Num	64	Pen	0	PCZ	4	Total PP	606	Col. Final	2°
-----	----	-----	---	-----	---	----------	-----	------------	----





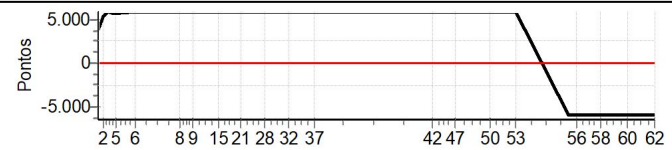
# PETROPOLIS - RJ - Mitsubishi MotorSports 2021

## Performance Individual

PC	Tp	Trc	DistPC	Ideal	Passagem	Pen	Erro	Pontos	NoPC	AtePC
N u m	65	65 / Jose Eduardo Truffi Neto / Heloisa Batista Santiago								
		Cat / NL / Largada		TURISMO LIGHT / 130 / 11:10:00						
		São Paulo-sp			L200 TRITON SPORT HPE-S 2.4 D 4X					
PC	Tp	Trc	DistPC	Ideal	Passagem	Pen	Erro	Pontos	NoPC	AtePC
1	Tmp	3	0.297	11:40:42.93	11:47:19.01	0	6m36s	+3961	63°	63°
2	Tmp	3	0.918	11:42:05.73	11:51:12.64	0	9m06s	+5469	63°	63°
3	Tmp	6	1.552	11:43:25.76	11:53:25.48	0	9m59s	+5997	64°	63°
4	Tmp	7	1.954	11:44:38.23	11:54:28.56	0	9m50s	+5903	63°	63°
5	Tmp	7	2.301	11:45:47.63	11:55:33.13	0	9m45s	+5855	63°	63°
6	Tmp	12	3.974	11:51:07.43	12:05:39.93	0	14m32s	+6000	63°	63°
7	Tmp	20	0.385	12:02:43.03	12:14:26.47	0	11m43s	+6000	65°	63°
8	Tmp	23	1.159	12:04:08.18	12:15:58.76	0	11m50s	+6000	65°	63°
9	Tmp	27	2.528	12:07:51.25	12:19:10.82	0	11m19s	+6000	65°	63°
10	Tmp	30	3.226	12:09:21.74	12:20:39.58	0	11m17s	+6000	65°	66°
11	Tmp	34	3.936	12:11:05.02	12:22:46.56	0	11m41s	+6000	65°	66°
12	Tmp	35	4.393	12:12:13.22	12:23:51.59	0	11m38s	+6000	65°	66°
13	Tmp	35	4.740	12:12:54.86	12:24:35.54	0	11m40s	+6000	65°	66°
14	Tmp	37	5.112	12:13:38.48	12:30:15.50	0	16m37s	+6000	65°	66°
15	Tmp	38	5.745	12:15:20.97	12:32:14.14	0	16m53s	+6000	65°	66°
16	Tmp	38	5.969	12:15:59.37	12:32:45.22	0	16m45s	+6000	65°	66°
17	Tmp	39	6.738	12:17:43.08	12:36:01.33	0	18m18s	+6000	65°	67°
18	Tmp	40	7.019	12:18:24.08	12:36:47.81	0	18m23s	+6000	65°	67°
19	Tmp	41	7.316	12:19:11.98	12:41:35.74	0	22m23s	+6000	65°	67°
20	Tmp	45	7.708	12:20:06.68	12:42:42.90	0	22m36s	+6000	65°	67°
21	Tmp	47	8.262	12:21:33.97	12:44:38.56	0	23m04s	+6000	66°	67°
22	Tmp	50	0.251	12:23:27.18	12:45:50.48	0	22m23s	+6000	65°	67°
23	Tmp	53	0.635	12:24:17.59	12:46:32.91	0	22m15s	+6000	65°	67°
24	Tmp	54	0.950	12:24:57.86	12:47:09.14	0	22m11s	+6000	65°	67°
25	Tmp	56	1.423	12:25:45.60	12:47:53.19	0	22m07s	+6000	65°	67°
26	Tmp	58	1.904	12:26:34.36	12:49:22.14	0	22m47s	+6000	65°	67°
27	Tmp	60	2.274	12:27:16.68	12:49:54.34	0	22m37s	+6000	65°	67°
28	Tmp	62	3.041	12:28:41.79	12:51:04.43	0	22m22s	+6000	65°	67°
29	Tmp	64	3.435	12:29:29.65	12:51:39.69	0	22m10s	+6000	65°	67°
30	Tmp	68	4.405	12:31:20.44	12:53:29.31	0	22m08s	+6000	65°	67°
31	Tmp	73	5.421	12:33:47.41	12:56:00.30	0	22m12s	+6000	64°	67°
32	Tmp	77	6.113	12:35:31.55	13:00:34.84	0	25m03s	+6000	64°	68°
33	Tmp	83	0.208	12:39:14.39	13:03:35.02	0	24m20s	+6000	66°	68°
34	Tmp	84	0.575	12:39:47.73	13:04:06.55	0	24m18s	+6000	66°	68°
35	Tmp	86	1.060	12:40:47.81	13:05:33.41	0	24m45s	+6000	65°	68°
36	Tmp	89	1.767	12:41:55.10	13:06:40.53	0	24m45s	+6000	65°	68°
37	Tmp	91	2.431	12:43:09.29	13:07:47.55	0	24m38s	+6000	64°	68°
38	Tmp	97	0.504	13:12:34.28	--:--:--	0		+6000	64°	68°
39	Tmp	98	0.944	13:13:13.46	--:--:--	0		+6000	64°	68°
40	Tmp	103	1.729	13:14:36.02	--:--:--	0		+6000	64°	68°
41	Tmp	106	2.281	13:15:43.81	--:--:--	0		+6000	64°	68°
42	Tmp	108	2.928	13:17:02.88	--:--:--	0		+6000	64°	68°
43	Tmp	110	3.450	13:18:00.65	--:--:--	0		+6000	64°	68°
44	Tmp	111	4.246	13:19:31.19	--:--:--	0		+6000	64°	68°
45	Tmp	113	4.745	13:20:29.50	--:--:--	0		+6000	64°	68°
46	Tmp	114	5.077	13:21:07.58	--:--:--	0		+6000	64°	68°
47	Tmp	120	6.194	13:23:39.21	--:--:--	0		+6000	64°	68°
48	Tmp	129	0.670	13:31:12.69	--:--:--	0		+6000	63°	68°
49	Tmp	131	0.964	13:31:59.39	--:--:--	0		+6000	63°	68°
50	Tmp	132	1.781	13:33:50.42	--:--:--	0		+6000	63°	68°
51	Tmp	138	2.760	13:35:36.81	--:--:--	0		+6000	64°	68°
52	Tmp	142	4.160	13:38:03.75	--:--:--	0		+6000	64°	68°

PC	Tp	Trc	DistPC	Ideal	Passagem	Pen	Erro	Pontos	NoPC	AtePC
53	Tmp	147	6.124	13:41:14.29	--:--:--	0		+6000	64°	68°
54	Tmp	155	0.280	13:56:06.27	13:26:08.04	0	29m58s	-6000	64°	68°
55	Tmp	157	0.713	13:57:22.63	13:27:25.97	0	29m56s	-6000	64°	68°
56	Tmp	159	1.193	13:58:40.78	13:28:33.96	0	30m06s	-6000	64°	68°
57	Tmp	162	2.759	14:03:04.10	13:32:11.15	0	30m53s	-6000	64°	68°
58	Tmp	168	4.019	14:05:16.79	13:34:30.97	0	30m45s	-6000	64°	68°
59	Tmp	175	0.401	14:09:27.69	13:37:39.61	0	31m48s	-6000	64°	68°
60	Tmp	180	1.618	14:13:13.60	13:40:45.55	0	32m28s	-6000	64°	68°
61	Tmp	187	3.172	14:16:33.40	13:43:50.78	0	32m42s	-6000	64°	68°
62	Tmp	198	5.213	14:21:11.12	13:47:55.40	0	33m15s	-6000	64°	68°

Num	65	Pen	0	PCZ	0	Total PP	369185	Col. Final	NC
-----	----	-----	---	-----	---	----------	--------	------------	----





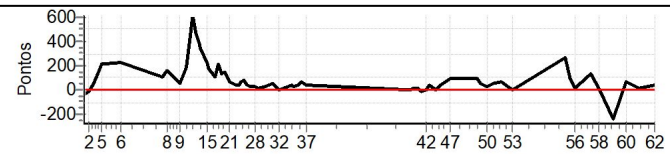
## PETROPOLIS - RJ - Mitsubishi MotorSports 2021

### Performance Individual

PC	Tp	Trc	DistPC	Ideal	Passagem	Pen	Erro	Pontos	NoPC	AtePC
<b>N</b> <b>u</b> <b>m</b>	<b>66</b>	66 / Ivano Erlei Montes Viegas / Alice Eller								
		Cat / NL / Largada TURISMO LIGHT / 66 / 10:06:00								
		Rio de Janeiro-RJ L200 TRITON 3.2 DIESEL AT								
PC	Tp	Trc	DistPC	Ideal	Passagem	Pen	Erro	Pontos	NoPC	AtePC
1	Tmp	3	0.297	10:36:42.93	10:36:39.97	0	3.0s	-30	24 °	53 °
2	Tmp	3	0.918	10:38:05.73	10:38:05.18	0	0.6s	-6	10 °	25 °
3	Tmp	6	1.552	10:39:25.76	10:39:30.75	0	5.0s	+50	23 °	17 °
4	Tmp	7	1.954	10:40:38.23	10:40:52.66	0	14.4s	+144	32 °	14 °
5	Tmp	7	2.301	10:41:47.63	10:42:08.48	0	20.9s	+209	32 °	21 °
6	Tmp	12	3.974	10:47:07.43	10:47:29.86	0	22.4s	+224	32 °	22 °
7	Tmp	20	0.385	10:58:43.03	10:58:53.72	0	10.7s	+107	28 °	21 °
8	Tmp	23	1.159	11:00:08.18	11:00:24.23	0	16.1s	+161	31 °	22 °
9	Tmp	27	2.528	11:03:51.25	11:03:56.76	0	5.5s	+55	22 °	21 °
10	Tmp	30	3.226	11:05:21.74	11:05:39.88	0	18.1s	+181	33 °	23 °
11	Tmp	34	3.936	11:07:05.02	11:08:05.73	0	1m00s	[+607]	38 °	25 °
12	Tmp	35	4.393	11:08:13.22	11:08:59.92	0	46.7s	[+467]	36 °	27 °
13	Tmp	35	4.740	11:08:54.86	11:09:33.31	0	38.5s	+385	35 °	26 °
14	Tmp	37	5.112	11:09:38.48	11:10:12.00	0	33.5s	+335	32 °	26 °
15	Tmp	38	5.745	11:11:20.97	11:11:44.08	0	23.1s	+231	28 °	26 °
16	Tmp	38	5.969	11:11:59.37	11:12:16.20	0	16.8s	+168	28 °	27 °
17	Tmp	39	6.738	11:13:43.08	11:13:53.58	0	10.5s	+105	25 °	27 °
18	Tmp	40	7.019	11:14:24.08	11:14:44.99	0	20.9s	+209	28 °	24 °
19	Tmp	41	7.316	11:15:11.98	11:15:25.32	0	13.3s	+133	25 °	24 °
20	Tmp	45	7.708	11:16:06.68	11:16:21.25	0	14.6s	+146	25 °	23 °
21	Tmp	47	8.262	11:17:33.97	11:17:40.81	0	6.8s	+68	23 °	23 °
22	Tmp	50	0.251	11:19:27.18	11:19:31.80	0	4.6s	+46	25 °	22 °
23	Tmp	53	0.635	11:20:17.59	11:20:22.39	0	4.8s	+48	25 °	22 °
24	Tmp	54	0.950	11:20:57.86	11:21:04.77	0	6.9s	+69	30 °	22 °
25	Tmp	56	1.423	11:21:45.60	11:21:53.49	0	7.9s	+79	30 °	22 °
26	Tmp	58	1.904	11:22:34.36	11:22:38.94	0	4.6s	+46	24 °	22 °
27	Tmp	60	2.274	11:23:16.68	11:23:19.55	0	2.9s	+29	15 °	22 °
28	Tmp	62	3.041	11:24:41.79	11:24:44.50	0	2.7s	+27	17 °	22 °
29	Tmp	64	3.435	11:25:29.65	11:25:30.74	0	1.1s	+11	14 °	22 °
30	Tmp	68	4.405	11:27:20.44	11:27:22.81	0	2.4s	+24	13 °	22 °
31	Tmp	73	5.421	11:29:47.41	11:29:52.63	0	5.2s	+52	29 °	22 °
32	Tmp	77	6.113	11:31:31.55	11:31:31.66	0	0.1s	+1	3 °	21 °
33	Tmp	83	0.208	11:35:14.39	11:35:19.22	0	4.8s	+48	21 °	21 °
34	Tmp	84	0.575	11:35:47.73	11:35:50.80	0	3.1s	+31	19 °	21 °
35	Tmp	86	1.060	11:36:47.81	11:36:51.65	0	3.8s	+38	22 °	21 °
36	Tmp	89	1.767	11:37:55.10	11:38:02.00	0	6.9s	+69	25 °	21 °
37	Tmp	91	2.431	11:39:09.29	11:39:13.02	0	3.7s	+37	25 °	21 °
38	Tmp	97	0.504	12:08:34.28	12:08:34.49	0	0.2s	+2	4 °	21 °
39	Tmp	98	0.944	12:09:13.46	12:09:14.42	0	1.0s	[+10]	14 °	21 °
40	Tmp	103	1.729	12:10:36.02	12:10:37.58	0	1.6s	+16	19 °	21 °
41	Tmp	106	2.281	12:11:43.81	12:11:42.97	0	0.8s	[-8]	10 °	21 °
42	Tmp	108	2.928	12:13:02.88	12:13:03.06	0	0.2s	+2	4 °	21 °
43	Tmp	110	3.450	12:14:00.65	12:14:04.65	0	4.0s	+40	25 °	21 °
44	Tmp	111	4.246	12:15:31.19	12:15:31.32	0	0.1s	+1	1 °	21 °
45	Tmp	113	4.745	12:16:29.50	12:16:32.42	0	2.9s	+29	22 °	21 °
46	Tmp	114	5.077	12:17:07.58	12:17:12.50	0	4.9s	+49	24 °	21 °
47	Tmp	120	6.194	12:19:39.21	12:19:48.86	0	9.7s	+97	35 °	21 °
48	Tmp	129	0.670	12:27:12.69	12:27:21.92	0	9.2s	+92	26 °	21 °
49	Tmp	131	0.964	12:27:59.39	12:28:05.14	0	5.8s	+58	28 °	21 °
50	Tmp	132	1.781	12:29:50.42	12:29:53.68	0	3.3s	+33	24 °	21 °
51	Tmp	138	2.760	12:31:36.81	12:31:42.59	0	5.8s	+58	32 °	21 °
52	Tmp	142	4.160	12:34:03.75	12:34:10.29	0	6.5s	+65	29 °	21 °

PC	Tp	Trc	DistPC	Ideal	Passagem	Pen	Erro	Pontos	NoPC	AtePC
53	Tmp	147	6.124	12:37:14.29	12:37:14.71	0	0.4s	+4	10 °	21 °
54	Tmp	155	0.280	12:52:06.27	12:52:32.24	0	26.0s	+260	43 °	21 °
55	Tmp	157	0.713	12:53:22.63	12:53:32.75	0	10.1s	+101	38 °	21 °
56	Tmp	159	1.193	12:54:40.78	12:54:42.89	0	2.1s	+21	21 °	21 °
57	Tmp	162	2.759	12:59:04.10	12:59:16.98	0	12.9s	+129	43 °	21 °
58	Tmp	168	4.019	13:01:16.79	13:01:17.93	0	1.1s	+11	8 °	20 °
59	Tmp	175	0.401	13:05:27.69	13:05:04.42	0	23.3s	-233	40 °	21 °
60	Tmp	180	1.618	13:09:13.60	13:09:20.55	0	7.0s	+70	29 °	21 °
61	Tmp	187	3.172	13:12:33.40	13:12:34.91	0	1.5s	+15	13 °	21 °
62	Tmp	198	5.213	13:17:11.12	13:17:16.06	0	4.9s	+49	28 °	21 °

Num	66	Pen	0	PCZ	0	Total PP	5037	Col. Final	21°
-----	----	-----	---	-----	---	----------	------	------------	-----



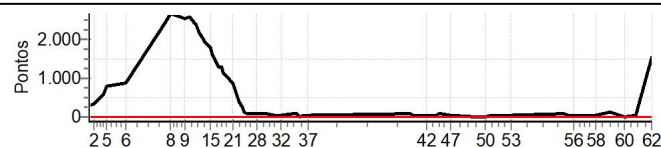


## PETROPOLIS - RJ - Mitsubishi MotorSports 2021

### Performance Individual

PC	Tp	Trc	DistPC	Ideal	Passagem	Pen	Erro	Pontos	NoPC	AtePC
<b>N</b> <b>u</b> <b>m</b>	<b>67</b>	67 / Gabriel Martins Gonçalves / Suellen Magalhães Azeredo								
		Cat / NL / Largada TURISMO LIGHT / 67 / 10:07:00								
		Rio das Ostras-rj TRITON SPORT HPE TOP AT 2.4 DIE								
PC	Tp	Trc	DistPC	Ideal	Passagem	Pen	Erro	Pontos	NoPC	AtePC
1	Tmp	3	0.297	10:37:42.93	10:38:11.86	0	28.9s	<b>+289</b>	47 °	39 °
2	Tmp	3	0.918	10:39:05.73	10:39:38.58	0	32.9s	<b>+329</b>	48 °	49 °
3	Tmp	6	1.552	10:40:25.76	10:41:10.76	0	45.0s	<b>+450</b>	49 °	48 °
4	Tmp	7	1.954	10:41:38.23	10:42:33.77	0	55.5s	<b>+555</b>	52 °	49 °
5	Tmp	7	2.301	10:42:47.63	10:44:07.52	0	1m19s	<b>+799</b>	55 °	50 °
6	Tmp	12	3.974	10:48:07.43	10:49:32.71	0	1m25s	<b>+853</b>	53 °	53 °
7	Tmp	20	0.385	10:59:43.03	11:03:48.34	0	4m05s	<b>+2453</b>	58 °	54 °
8	Tmp	23	1.159	11:01:08.18	11:05:35.59	0	4m27s	<b>+2674</b>	58 °	56 °
9	Tmp	27	2.528	11:04:51.25	11:09:06.09	0	4m14s	<b>+2548</b>	57 °	56 °
10	Tmp	30	3.226	11:06:21.74	11:10:39.24	0	4m17s	<b>+2575</b>	57 °	56 °
11	Tmp	34	3.936	11:08:05.02	11:12:03.36	0	3m58s	<b>+2383</b>	55 °	55 °
12	Tmp	35	4.393	11:09:13.22	11:12:49.26	0	3m36s	<b>+2160</b>	55 °	56 °
13	Tmp	35	4.740	11:09:54.86	11:13:19.75	0	3m24s	<b>+2049</b>	54 °	56 °
14	Tmp	37	5.112	11:10:38.48	11:13:52.88	0	3m14s	<b>+1944</b>	54 °	54 °
15	Tmp	38	5.745	11:12:20.97	11:15:21.91	0	3m00s	<b>+1809</b>	53 °	54 °
16	Tmp	38	5.969	11:12:59.37	11:15:43.21	0	2m43s	<b>[+1638]</b>	53 °	54 °
17	Tmp	39	6.738	11:14:43.08	11:16:50.82	0	2m07s	<b>+1277</b>	49 °	54 °
18	Tmp	40	7.019	11:15:24.08	11:17:31.98	0	2m07s	<b>+1279</b>	49 °	53 °
19	Tmp	41	7.316	11:16:11.98	11:18:04.49	0	1m52s	<b>+1125</b>	48 °	52 °
20	Tmp	45	7.708	11:17:06.68	11:18:49.61	0	1m42s	<b>+1029</b>	47 °	51 °
21	Tmp	47	8.262	11:18:33.97	11:19:59.69	0	1m25s	<b>+857</b>	41 °	51 °
22	Tmp	50	0.251	11:20:27.18	11:21:02.55	0	35.4s	<b>+354</b>	40 °	51 °
23	Tmp	53	0.635	11:21:17.59	11:21:39.56	0	22.0s	<b>+220</b>	36 °	51 °
24	Tmp	54	0.950	11:21:57.86	11:22:09.05	0	11.2s	<b>+112</b>	33 °	51 °
25	Tmp	56	1.423	11:22:45.60	11:22:52.67	0	7.1s	<b>+71</b>	28 °	50 °
26	Tmp	58	1.904	11:23:34.36	11:23:41.06	0	6.7s	<b>+67</b>	28 °	49 °
27	Tmp	60	2.274	11:24:16.68	11:24:24.36	0	7.7s	<b>+77</b>	30 °	49 °
28	Tmp	62	3.041	11:25:41.79	11:25:49.63	0	7.8s	<b>+78</b>	31 °	49 °
29	Tmp	64	3.435	11:26:29.65	11:26:36.04	0	6.4s	<b>+64</b>	31 °	48 °
30	Tmp	68	4.405	11:28:20.44	11:28:28.09	0	7.7s	<b>+77</b>	32 °	48 °
31	Tmp	73	5.421	11:30:47.41	11:30:50.78	0	3.4s	<b>+34</b>	20 °	47 °
32	Tmp	77	6.113	11:32:31.55	11:32:34.10	0	2.6s	<b>+26</b>	17 °	47 °
33	Tmp	83	0.208	11:36:14.39	11:36:20.52	0	6.1s	<b>+61</b>	22 °	47 °
34	Tmp	84	0.575	11:36:47.73	11:36:53.92	0	6.2s	<b>+62</b>	25 °	46 °
35	Tmp	86	1.060	11:37:47.81	11:37:47.55	0	0.3s	<b>-3</b>	5 °	46 °
36	Tmp	89	1.767	11:38:55.10	11:38:57.51	0	2.4s	<b>+24</b>	18 °	46 °
37	Tmp	91	2.431	11:40:09.29	11:40:11.10	0	1.8s	<b>+18</b>	16 °	45 °
38	Tmp	97	0.504	12:09:34.28	12:09:38.90	0	4.6s	<b>+46</b>	27 °	44 °
39	Tmp	98	0.944	12:10:13.46	12:10:15.88	0	2.4s	<b>+24</b>	27 °	44 °
40	Tmp	103	1.729	12:11:36.02	12:11:38.82	0	2.8s	<b>+28</b>	26 °	44 °
41	Tmp	106	2.281	12:12:43.81	12:12:46.80	0	3.0s	<b>+30</b>	28 °	44 °
42	Tmp	108	2.928	12:14:02.88	12:14:06.39	0	3.5s	<b>+35</b>	30 °	44 °
43	Tmp	110	3.450	12:15:00.65	12:15:03.36	0	2.7s	<b>+27</b>	18 °	44 °
44	Tmp	111	4.246	12:16:31.19	12:16:35.39	0	4.2s	<b>+42</b>	30 °	44 °
45	Tmp	113	4.745	12:17:29.50	12:17:34.36	0	4.9s	<b>+49</b>	28 °	43 °
46	Tmp	114	5.077	12:18:07.58	12:18:12.93	0	5.4s	<b>+54</b>	28 °	43 °
47	Tmp	120	6.194	12:20:39.21	12:20:43.41	0	4.2s	<b>+42</b>	22 °	43 °
48	Tmp	129	0.670	12:28:12.69	12:28:12.98	0	0.3s	<b>+3</b>	5 °	43 °
49	Tmp	131	0.964	12:28:59.39	12:28:57.55	0	1.8s	<b>-18</b>	18 °	42 °
50	Tmp	132	1.781	12:30:50.42	12:30:49.25	0	1.2s	<b>-12</b>	11 °	42 °
51	Tmp	138	2.760	12:32:36.81	12:32:37.62	0	0.8s	<b>[+8]</b>	15 °	39 °
52	Tmp	142	4.160	12:35:03.75	12:35:07.75	0	4.0s	<b>+40</b>	22 °	39 °

PC	Tp	Trc	DistPC	Ideal	Passagem	Pen	Erro	Pontos	NoPC	AtePC
53	Tmp	147	6.124	12:38:14.29	12:38:15.06	0	0.8s	<b>+8</b>	16 °	38 °
54	Tmp	155	0.280	12:53:06.27	12:53:12.28	0	6.0s	<b>+60</b>	29 °	38 °
55	Tmp	157	0.713	12:54:22.63	12:54:23.53	0	0.9s	<b>[+9]</b>	12 °	38 °
56	Tmp	159	1.193	12:55:40.78	12:55:42.78	0	2.0s	<b>+20</b>	20 °	38 °
57	Tmp	162	2.759	13:00:04.10	13:00:06.00	0	1.9s	<b>+19</b>	20 °	38 °
58	Tmp	168	4.019	13:02:16.79	13:02:20.34	0	3.6s	<b>+36</b>	24 °	38 °
59	Tmp	175	0.401	13:06:27.69	13:06:37.21	0	9.5s	<b>+95</b>	36 °	38 °
60	Tmp	180	1.618	13:10:13.60	13:10:13.42	0	0.2s	<b>-2</b>	5 °	38 °
61	Tmp	187	3.172	13:13:33.40	13:13:36.64	0	3.2s	<b>+32</b>	18 °	38 °
62	Tmp	198	5.213	13:18:11.12	13:20:45.00	0	2m33s	<b>[+1539]</b>	57 °	38 °
<b>Num</b>	<b>67</b>	<b>Pen</b>	<b>0</b>	<b>PCZ</b>	<b>0</b>	<b>Total PP</b>	<b>31507</b>	<b>Col. Final</b>	<b>38°</b>	







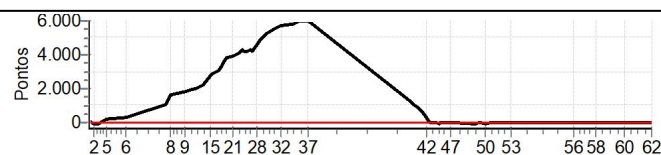
## PETROPOLIS - RJ - Mitsubishi MotorSports 2021

### Performance Individual

PC	Tp	Trc	DistPC	Ideal	Passagem	Pen	Erro	Pontos	NoPC	AtePC
<b>N</b> <b>u</b> <b>m</b>	<b>68</b>	68 / Luiz Claudio de Mattos Bogado / Jessica Jandre Grativel Bogado								
		Cat / NL / Largada		TURISMO LIGHT / 68 / 10:08:00						
		Macaee-rj		PAJERO HPE 3.2 D 5P 4X4 AT S						
PC	Tp	Trc	DistPC	Ideal	Passagem	Pen	Erro	Pontos	NoPC	AtePC
1	Tmp	3	0.297	10:38:42.93	10:39:00.68	0	17.8s	<b>+178</b>	42 °	36 °
2	Tmp	3	0.918	10:40:05.73	10:40:04.48	0	1.3s	<b>-13</b>	18 °	17 °
3	Tmp	6	1.552	10:41:25.76	10:41:20.03	0	5.7s	<b>-57</b>	26 °	24 °
4	Tmp	7	1.954	10:42:38.23	10:42:48.98	0	10.8s	<b>+108</b>	26 °	27 °
5	Tmp	7	2.301	10:43:47.63	10:44:11.44	0	23.8s	<b>+238</b>	35 °	27 °
6	Tmp	12	3.974	10:49:07.43	10:49:37.34	0	29.9s	<b>+299</b>	36 °	26 °
7	Tmp	20	0.385	11:00:43.03	11:02:32.12	0	1m49s	<b>+1091</b>	51 °	30 °
8	Tmp	23	1.159	11:02:08.18	11:04:54.26	0	2m46s	<b>[+1661]</b>	56 °	39 °
9	Tmp	27	2.528	11:05:51.25	11:08:54.02	0	3m02s	<b>+1828</b>	56 °	46 °
10	Tmp	30	3.226	11:07:21.74	11:10:38.18	0	3m16s	<b>+1964</b>	56 °	48 °
11	Tmp	34	3.936	11:09:05.02	11:12:23.25	0	3m18s	<b>+1982</b>	53 °	51 °
12	Tmp	35	4.393	11:10:13.22	11:13:43.51	0	3m30s	<b>+2103</b>	54 °	51 °
13	Tmp	35	4.740	11:10:54.86	11:14:32.69	0	3m37s	<b>+2178</b>	55 °	52 °
14	Tmp	37	5.112	11:11:38.48	11:15:31.61	0	3m53s	<b>+2331</b>	55 °	52 °
15	Tmp	38	5.745	11:13:20.97	11:18:02.24	0	4m41s	<b>+2813</b>	55 °	52 °
16	Tmp	38	5.969	11:13:59.37	11:18:45.16	0	4m45s	<b>+2858</b>	55 °	52 °
17	Tmp	39	6.738	11:15:43.08	11:20:50.73	0	5m07s	<b>+3077</b>	55 °	52 °
18	Tmp	40	7.019	11:16:24.08	11:21:58.13	0	5m34s	<b>+3341</b>	58 °	54 °
19	Tmp	41	7.316	11:17:11.98	11:23:05.77	0	5m53s	<b>+3538</b>	58 °	54 °
20	Tmp	45	7.708	11:18:06.68	11:24:27.06	0	6m20s	<b>+3804</b>	60 °	54 °
21	Tmp	47	8.262	11:19:33.97	11:26:01.68	0	6m27s	<b>+3877</b>	60 °	54 °
22	Tmp	50	0.251	11:21:27.18	11:28:14.80	0	6m47s	<b>+4076</b>	59 °	54 °
23	Tmp	53	0.635	11:22:17.59	11:29:24.53	0	7m06s	<b>+4269</b>	59 °	54 °
24	Tmp	54	0.950	11:22:57.86	11:30:01.50	0	7m03s	<b>+4236</b>	59 °	54 °
25	Tmp	56	1.423	11:23:45.60	11:30:45.99	0	7m00s	<b>+4204</b>	59 °	55 °
26	Tmp	58	1.904	11:24:34.36	11:31:40.22	0	7m05s	<b>+4259</b>	59 °	55 °
27	Tmp	60	2.274	11:25:16.68	11:32:18.67	0	7m02s	<b>+4220</b>	59 °	55 °
28	Tmp	62	3.041	11:26:41.79	11:34:17.03	0	7m35s	<b>+4552</b>	59 °	56 °
29	Tmp	64	3.435	11:27:29.65	11:35:37.59	0	8m07s	<b>+4879</b>	60 °	56 °
30	Tmp	68	4.405	11:29:20.44	11:38:07.52	0	8m47s	<b>+5271</b>	62 °	56 °
31	Tmp	73	5.421	11:31:47.41	11:41:03.00	0	9m15s	<b>+5556</b>	62 °	58 °
32	Tmp	77	6.113	11:33:31.55	11:43:00.27	0	9m28s	<b>+5687</b>	63 °	58 °
33	Tmp	83	0.208	11:37:14.39	11:46:58.13	0	9m43s	<b>+5837</b>	65 °	58 °
34	Tmp	84	0.575	11:37:47.73	11:47:36.13	0	9m48s	<b>+5884</b>	65 °	58 °
35	Tmp	86	1.060	11:38:47.81	11:48:57.95	0	10m10s	<b>+6000</b>	68 °	60 °
36	Tmp	89	1.767	11:39:55.10	11:50:21.34	0	10m26s	<b>+6000</b>	68 °	60 °
37	Tmp	91	2.431	11:41:09.29	11:51:43.77	0	10m34s	<b>+6000</b>	68 °	60 °
38	Tmp	97	0.504	12:10:34.28	12:12:37.70	0	2m03s	<b>[+1234]</b>	57 °	60 °
39	Tmp	98	0.944	12:11:13.46	12:13:04.48	0	1m51s	<b>+1110</b>	58 °	59 °
40	Tmp	103	1.729	12:12:36.02	12:14:08.95	0	1m32s	<b>+929</b>	56 °	59 °
41	Tmp	106	2.281	12:13:43.81	12:14:50.93	0	1m07s	<b>+671</b>	56 °	59 °
42	Tmp	108	2.928	12:15:02.88	12:15:32.23	0	29.4s	<b>+294</b>	48 °	59 °
43	Tmp	110	3.450	12:16:00.65	12:16:08.84	0	8.2s	<b>+82</b>	39 °	59 °
44	Tmp	111	4.246	12:17:31.19	12:17:32.71	0	1.5s	<b>+15</b>	13 °	59 °
45	Tmp	113	4.745	12:18:29.50	12:18:27.22	0	2.3s	<b>-23</b>	17 °	59 °
46	Tmp	114	5.077	12:19:07.58	12:19:12.04	0	4.5s	<b>+45</b>	20 °	59 °
47	Tmp	120	6.194	12:21:39.21	12:21:42.91	0	3.7s	<b>+37</b>	21 °	59 °
48	Tmp	129	0.670	12:29:12.69	12:29:11.71	0	1.0s	<b>[-10]</b>	10 °	58 °
49	Tmp	131	0.964	12:29:59.39	12:30:02.11	0	2.7s	<b>+27</b>	20 °	57 °
50	Tmp	132	1.781	12:31:50.42	12:31:49.16	0	1.3s	<b>-13</b>	12 °	57 °
51	Tmp	138	2.760	12:33:36.81	12:33:37.72	0	0.9s	<b>[+9]</b>	17 °	57 °
52	Tmp	142	4.160	12:36:03.75	12:36:03.99	0	0.2s	<b>+2</b>	4 °	57 °

PC	Tp	Trc	DistPC	Ideal	Passagem	Pen	Erro	Pontos	NoPC	AtePC
53	Tmp	147	6.124	12:39:14.29	12:39:13.73	0	0.6s	<b>-6</b>	14 °	57 °
54	Tmp	155	0.280	12:54:06.27	12:54:06.18	0	0.1s	<b>-1</b>	2 °	57 °
55	Tmp	157	0.713	12:55:22.63	12:55:22.29	0	0.3s	<b>-3</b>	7 °	57 °
56	Tmp	159	1.193	12:56:40.78	12:56:40.92	0	0.1s	<b>+1</b>	3 °	57 °
57	Tmp	162	2.759	13:01:04.10	13:01:07.75	0	3.7s	<b>+37</b>	28 °	57 °
58	Tmp	168	4.019	13:03:16.79	13:03:21.10	0	4.3s	<b>+43</b>	25 °	57 °
59	Tmp	175	0.401	13:07:27.69	13:07:34.40	0	6.7s	<b>+67</b>	31 °	57 °
60	Tmp	180	1.618	13:11:13.60	13:11:18.83	0	5.2s	<b>+52</b>	28 °	57 °
61	Tmp	187	3.172	13:14:33.40	13:14:40.31	0	6.9s	<b>+69</b>	33 °	56 °
62	Tmp	198	5.213	13:19:11.12	13:19:14.33	0	3.2s	<b>+32</b>	22 °	56 °

<b>Num</b>	<b>68</b>	<b>Pen</b>	<b>0</b>	<b>PCZ</b>	<b>0</b>	<b>Total PP</b>	<b>122167</b>	<b>Col. Final</b>	<b>56°</b>
------------	-----------	------------	----------	------------	----------	-----------------	---------------	-------------------	------------





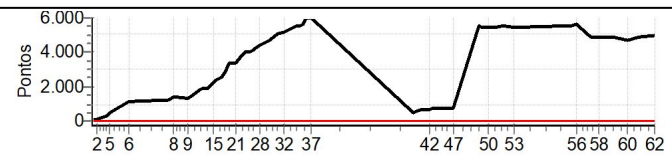
# PETROPOLIS - RJ - Mitsubishi MotorSports 2021

## Performance Individual

PC	Tp	Trc	DistPC	Ideal	Passagem	Pen	Erro	Pontos	NoPC	AtePC
<b>N</b> <b>u</b> <b>m</b>	<b>69</b>	69 / Pedro Henrique Moset Panighel / Maria Lourdes Alves Fontoura								
		Cat / NL / Largada		TURISMO LIGHT / 69 / 10:09:00						
		Niteroi-RJ		PAJERO TR4 FLEX 2.0 4X4 MT 5P						
PC	Tp	Trc	DistPC	Ideal	Passagem	Pen	Erro	Pontos	NoPC	AtePC
1	Tmp	3	0.297	10:39:42.93	10:39:51.24	0	8.3s	+83	34 °	29 °
2	Tmp	3	0.918	10:41:05.73	10:41:14.76	0	9.0s	+90	37 °	37 °
3	Tmp	6	1.552	10:42:25.76	10:42:43.05	0	17.3s	+173	42 °	35 °
4	Tmp	7	1.954	10:43:38.23	10:44:05.94	0	27.7s	+277	42 °	37 °
5	Tmp	7	2.301	10:44:47.63	10:45:34.16	0	46.5s	+465	45 °	39 °
6	Tmp	12	3.974	10:50:07.43	10:52:03.72	0	1m56s	+1163	56 °	41 °
7	Tmp	20	0.385	11:01:43.03	11:03:40.80	0	1m57s	+1178	52 °	46 °
8	Tmp	23	1.159	11:03:08.18	11:05:30.69	0	2m22s	[+1425]	53 °	45 °
9	Tmp	27	2.528	11:06:51.25	11:09:02.77	0	2m11s	+1315	53 °	48 °
10	Tmp	30	3.226	11:08:21.74	11:10:50.57	0	2m28s	[+1488]	54 °	49 °
11	Tmp	34	3.936	11:10:05.02	11:13:07.56	0	3m02s	+1825	52 °	52 °
12	Tmp	35	4.393	11:11:13.22	11:14:16.58	0	3m03s	+1834	52 °	50 °
13	Tmp	35	4.740	11:11:54.86	11:15:00.39	0	3m05s	+1855	52 °	50 °
14	Tmp	37	5.112	11:12:38.48	11:15:50.18	0	3m11s	+1917	53 °	51 °
15	Tmp	38	5.745	11:14:20.97	11:18:07.58	0	3m46s	+2266	54 °	51 °
16	Tmp	38	5.969	11:14:59.37	11:18:52.81	0	3m53s	+2334	54 °	51 °
17	Tmp	39	6.738	11:16:43.08	11:20:58.98	0	4m15s	+2559	54 °	51 °
18	Tmp	40	7.019	11:17:24.08	11:22:06.19	0	4m42s	+2821	54 °	51 °
19	Tmp	41	7.316	11:18:11.98	11:23:08.91	0	4m56s	+2969	55 °	51 °
20	Tmp	45	7.708	11:19:06.68	11:24:41.14	0	5m34s	+3345	57 °	53 °
21	Tmp	47	8.262	11:20:33.97	11:26:11.96	0	5m38s	+3380	57 °	53 °
22	Tmp	50	0.251	11:22:27.18	11:28:54.31	0	6m27s	+3871	58 °	53 °
23	Tmp	53	0.635	11:23:17.59	11:29:56.09	0	6m38s	+3985	58 °	53 °
24	Tmp	54	0.950	11:23:57.86	11:30:39.36	0	6m41s	+4015	58 °	53 °
25	Tmp	56	1.423	11:24:45.60	11:31:29.33	0	6m43s	+4037	58 °	53 °
26	Tmp	58	1.904	11:25:34.36	11:32:24.90	0	6m50s	+4105	58 °	53 °
27	Tmp	60	2.274	11:26:16.68	11:33:16.12	0	6m59s	+4194	58 °	54 °
28	Tmp	62	3.041	11:27:41.79	11:35:03.82	0	7m22s	+4420	58 °	54 °
29	Tmp	64	3.435	11:28:29.65	11:36:02.45	0	7m32s	+4528	58 °	55 °
30	Tmp	68	4.405	11:30:20.44	11:38:12.32	0	7m51s	+4719	58 °	55 °
31	Tmp	73	5.421	11:32:47.41	11:41:09.68	0	8m22s	+5023	60 °	55 °
32	Tmp	77	6.113	11:34:31.55	11:43:11.42	0	8m39s	+5199	60 °	55 °
33	Tmp	83	0.208	11:38:14.39	11:47:24.32	0	9m09s	+5499	62 °	57 °
34	Tmp	84	0.575	11:38:47.73	11:48:01.90	0	9m14s	+5542	62 °	57 °
35	Tmp	86	1.060	11:39:47.81	11:49:08.55	0	9m20s	+5607	62 °	57 °
36	Tmp	89	1.767	11:40:55.10	11:50:52.90	0	9m57s	+5978	64 °	57 °
37	Tmp	91	2.431	11:42:09.29	11:52:14.06	0	10m04s	+6000	67 °	58 °
38	Tmp	97	0.504	12:11:34.28	12:12:25.30	0	51.0s	+510	52 °	58 °
39	Tmp	98	0.944	12:12:13.46	12:13:09.18	0	55.7s	+557	54 °	58 °
40	Tmp	103	1.729	12:13:36.02	12:14:40.28	0	1m04s	+643	55 °	58 °
41	Tmp	106	2.281	12:14:43.81	12:15:45.70	0	1m01s	+619	55 °	58 °
42	Tmp	108	2.928	12:16:02.88	12:17:05.61	0	1m02s	+627	56 °	58 °
43	Tmp	110	3.450	12:17:00.65	12:18:11.77	0	1m11s	+711	56 °	58 °
44	Tmp	111	4.246	12:18:31.19	12:19:42.61	0	1m11s	+714	55 °	58 °
45	Tmp	113	4.745	12:19:29.50	12:20:40.64	0	1m11s	+711	55 °	58 °
46	Tmp	114	5.077	12:20:07.58	12:21:20.66	0	1m13s	+731	55 °	58 °
47	Tmp	120	6.194	12:22:39.21	12:23:52.83	0	1m13s	+736	55 °	57 °
48	Tmp	129	0.670	12:30:12.69	12:39:23.62	0	9m10s	+5509	61 °	57 °
49	Tmp	131	0.964	12:30:59.39	12:40:07.78	0	9m08s	+5484	61 °	58 °
50	Tmp	132	1.781	12:32:50.42	12:41:55.01	0	9m04s	+5446	61 °	58 °
51	Tmp	138	2.760	12:34:36.81	12:43:44.57	0	9m07s	+5478	61 °	58 °
52	Tmp	142	4.160	12:37:03.75	12:46:15.25	0	9m11s	+5515	61 °	58 °

PC	Tp	Trc	DistPC	Ideal	Passagem	Pen	Erro	Pontos	NoPC	AtePC
53	Tmp	147	6.124	12:40:14.29	12:49:21.04	0	9m06s	+5468	61 °	58 °
54	Tmp	155	0.280	12:55:06.27	13:04:19.63	0	9m13s	+5534	62 °	58 °
55	Tmp	157	0.713	12:56:22.63	13:05:35.85	0	9m13s	+5532	62 °	58 °
56	Tmp	159	1.193	12:57:40.78	13:06:59.12	0	9m18s	+5583	62 °	58 °
57	Tmp	162	2.759	13:02:04.10	13:10:09.19	0	8m05s	+4851	62 °	58 °
58	Tmp	168	4.019	13:04:16.79	13:12:23.93	0	8m07s	+4871	62 °	58 °
59	Tmp	175	0.401	13:08:27.69	13:16:32.57	0	8m04s	+4849	62 °	59 °
60	Tmp	180	1.618	13:12:13.60	13:20:01.78	0	7m48s	+4682	62 °	59 °
61	Tmp	187	3.172	13:15:33.40	13:23:42.25	0	8m08s	+4889	62 °	59 °
62	Tmp	198	5.213	13:20:11.12	13:28:24.31	0	8m13s	+4932	62 °	59 °

Num	69	Pen	0	PCZ	0	Total PP	193753	Col. Final	59°
-----	----	-----	---	-----	---	----------	--------	------------	-----





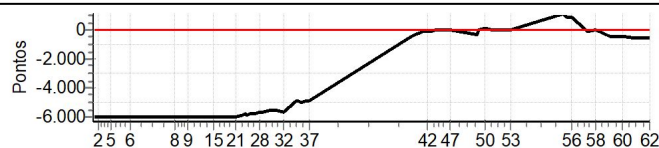
## PETROPOLIS - RJ - Mitsubishi MotorSports 2021

### Performance Individual

PC	Tp	Trc	DistPC	Ideal	Passagem	Pen	Erro	Pontos	NoPC	AtePC	
<b>N</b> <b>u</b> <b>m</b>	<b>70</b>	70 / Roberval Rossi Junior / Pedro Martini Rossi									
		Cat / NL / Largada		TURISMO LIGHT / 70 / 10:10:00							
		São Paulo-sp				L200 TRITON 3.2 DIESEL MT/GLS					
PC	Tp	Trc	DistPC	Ideal	Passagem	Pen	Erro	Pontos	NoPC	AtePC	
1	Tmp	3	0.297	10:40:42.93	10:28:40.13	0	12m02s	-6000	66°	66°	
2	Tmp	3	0.918	10:42:05.73	10:29:43.19	0	12m22s	-6000	66°	66°	
3	Tmp	6	1.552	10:43:25.76	10:30:54.62	0	12m31s	-6000	66°	66°	
4	Tmp	7	1.954	10:44:38.23	10:32:11.14	0	12m27s	-6000	66°	66°	
5	Tmp	7	2.301	10:45:47.63	10:33:57.93	0	11m49s	-6000	66°	66°	
6	Tmp	12	3.974	10:51:07.43	10:39:30.65	0	11m36s	-6000	66°	66°	
7	Tmp	20	0.385	11:02:43.03	10:51:38.45	0	11m04s	-6000	68°	68°	
8	Tmp	23	1.159	11:04:08.18	10:53:12.90	0	10m55s	-6000	68°	68°	
9	Tmp	27	2.528	11:07:51.25	10:56:31.08	0	11m20s	-6000	68°	68°	
10	Tmp	30	3.226	11:09:21.74	10:57:52.38	0	11m29s	-6000	68°	68°	
11	Tmp	34	3.936	11:11:05.02	11:00:04.26	0	11m00s	-6000	68°	68°	
12	Tmp	35	4.393	11:12:13.22	11:01:05.00	0	11m08s	-6000	68°	68°	
13	Tmp	35	4.740	11:12:54.86	11:01:54.42	0	11m00s	-6000	68°	68°	
14	Tmp	37	5.112	11:13:38.48	11:02:46.82	0	10m51s	-6000	68°	68°	
15	Tmp	38	5.745	11:15:20.97	11:04:39.58	0	10m41s	-6000	68°	68°	
16	Tmp	38	5.969	11:15:59.37	11:05:14.86	0	10m44s	-6000	68°	68°	
17	Tmp	39	6.738	11:17:43.08	11:07:12.31	0	10m30s	-6000	68°	68°	
18	Tmp	40	7.019	11:18:24.08	11:08:22.80	0	10m01s	-6000	68°	68°	
19	Tmp	41	7.316	11:19:11.98	11:09:09.93	0	10m02s	-6000	68°	68°	
20	Tmp	45	7.708	11:20:06.68	11:10:05.71	0	10m01s	-6000	68°	68°	
21	Tmp	47	8.262	11:21:33.97	11:11:38.00	0	9m56s	-5960	65°	68°	
22	Tmp	50	0.251	11:23:27.18	11:13:41.09	0	9m46s	-5861	64°	68°	
23	Tmp	53	0.635	11:24:17.59	11:14:34.75	0	9m42s	-5828	64°	68°	
24	Tmp	54	0.950	11:24:57.86	11:15:14.28	0	9m43s	-5836	64°	68°	
25	Tmp	56	1.423	11:25:45.60	11:16:03.37	0	9m42s	-5822	64°	68°	
26	Tmp	58	1.904	11:26:34.36	11:16:56.03	0	9m38s	-5783	64°	68°	
27	Tmp	60	2.274	11:27:16.68	11:17:44.44	0	9m32s	-5722	64°	68°	
28	Tmp	62	3.041	11:28:41.79	11:19:18.13	0	9m23s	-5637	64°	68°	
29	Tmp	64	3.435	11:29:29.65	11:20:06.21	0	9m23s	-5634	63°	68°	
30	Tmp	68	4.405	11:31:20.44	11:22:01.48	0	9m19s	-5590	63°	68°	
31	Tmp	73	5.421	11:33:47.41	11:24:30.72	0	9m16s	-5567	63°	68°	
32	Tmp	77	6.113	11:35:31.55	11:26:10.44	0	9m21s	-5611	62°	67°	
33	Tmp	83	0.208	11:39:14.39	11:31:03.29	0	8m11s	-4911	59°	67°	
34	Tmp	84	0.575	11:39:47.73	11:31:37.67	0	8m10s	-4901	59°	67°	
35	Tmp	86	1.060	11:40:47.81	11:32:30.34	0	8m17s	-4975	59°	67°	
36	Tmp	89	1.767	11:41:55.10	11:33:44.41	0	8m10s	-4907	61°	67°	
37	Tmp	91	2.431	11:43:09.29	11:35:02.53	0	8m06s	-4868	60°	67°	
38	Tmp	97	0.504	12:12:34.28	12:11:50.96	0	43.3s	-433	50°	67°	
39	Tmp	98	0.944	12:13:13.46	12:12:43.06	0	30.4s	-304	48°	67°	
40	Tmp	103	1.729	12:14:36.02	12:14:19.82	0	16.2s	-162	42°	67°	
41	Tmp	106	2.281	12:15:43.81	12:15:34.26	0	9.6s	-96	40°	67°	
42	Tmp	108	2.928	12:17:02.88	12:17:00.30	0	2.6s	-26	25°	67°	
43	Tmp	110	3.450	12:18:00.65	12:17:58.39	0	2.3s	-23	16°	67°	
44	Tmp	111	4.246	12:19:31.19	12:19:35.44	0	4.3s	+43	31°	67°	
45	Tmp	113	4.745	12:20:29.50	12:20:35.03	0	5.5s	+55	31°	67°	
46	Tmp	114	5.077	12:21:07.58	12:21:13.17	0	5.6s	+56	29°	66°	
47	Tmp	120	6.194	12:23:39.21	12:23:48.63	0	9.4s	+94	34°	65°	
48	Tmp	129	0.670	12:31:12.69	12:30:39.59	0	33.1s	-331	43°	65°	
49	Tmp	131	0.964	12:31:59.39	12:31:59.61	0	0.2s	[+2]	1°	65°	
50	Tmp	132	1.781	12:33:50.42	12:34:01.50	0	11.1s	+111	35°	65°	
51	Tmp	138	2.760	12:35:36.81	12:35:46.70	0	9.9s	+99	35°	65°	
52	Tmp	142	4.160	12:38:03.75	12:38:12.56	0	8.8s	+88	35°	65°	

PC	Tp	Trc	DistPC	Ideal	Passagem	Pen	Erro	Pontos	NoPC	AtePC
53	Tmp	147	6.124	12:41:14.29	12:41:18.60	0	4.3s	+43	33°	65°
54	Tmp	155	0.280	12:56:06.27	12:58:02.74	0	1m56s	[+1165]	56°	65°
55	Tmp	157	0.713	12:57:22.63	12:59:00.08	0	1m37s	[+975]	56°	65°
56	Tmp	159	1.193	12:58:40.78	13:00:09.35	0	1m28s	+886	56°	65°
57	Tmp	162	2.759	13:03:04.10	13:02:53.93	0	10.2s	-102	42°	62°
58	Tmp	168	4.019	13:05:16.79	13:05:22.44	0	5.7s	+57	30°	61°
59	Tmp	175	0.401	13:09:27.69	13:08:42.18	0	45.5s	-455	52°	61°
60	Tmp	180	1.618	13:13:13.60	13:12:29.40	0	44.2s	-442	47°	61°
61	Tmp	187	3.172	13:16:33.40	13:15:37.59	0	55.8s	-558	52°	61°
62	Tmp	198	5.213	13:21:11.12	13:20:17.46	0	53.7s	-537	51°	61°

Num	70	Pen	0	PCZ	0	Total PP	218414	Col. Final	61°
-----	----	-----	---	-----	---	----------	--------	------------	-----





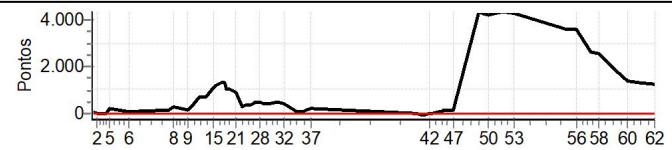
# PETROPOLIS - RJ - Mitsubishi MotorSports 2021

## Performance Individual

PC	Tp	Trc	DistPC	Ideal	Passagem	Pen	Erro	Pontos	NoPC	AtePC
N u m	71	71 / João Paulo Brites de Oliveira / Gabriela Ciscato Brites								
		Cat / NL / Largada		TURISMO LIGHT / 71 / 10:11:00						
		São Paulo-sp				L200 TRITON SPORT GLS AT				
PC	Tp	Trc	DistPC	Ideal	Passagem	Pen	Erro	Pontos	NoPC	AtePC
1	Tmp	3	0.297	10:41:42.93	10:41:47.26	0	4.3s	+43	29°	24°
2	Tmp	3	0.918	10:43:05.73	10:43:05.00	0	0.7s	[-7]	12°	12°
3	Tmp	6	1.552	10:44:25.76	10:44:22.79	0	3.0s	-30	16°	16°
4	Tmp	7	1.954	10:45:38.23	10:45:33.96	0	4.3s	-43	15°	13°
5	Tmp	7	2.301	10:46:47.63	10:47:06.82	0	19.2s	+192	29°	13°
6	Tmp	12	3.974	10:52:07.43	10:52:09.98	0	2.6s	+26	10°	13°
7	Tmp	20	0.385	11:03:43.03	11:03:52.82	0	9.8s	+98	25°	15°
8	Tmp	23	1.159	11:05:08.18	11:05:34.19	0	26.0s	+260	36°	17°
9	Tmp	27	2.528	11:08:51.25	11:09:05.14	0	13.9s	+139	30°	19°
10	Tmp	30	3.226	11:10:21.74	11:10:52.58	0	30.8s	+308	37°	21°
11	Tmp	34	3.936	11:12:05.02	11:13:10.49	0	1m05s	+655	40°	24°
12	Tmp	35	4.393	11:13:13.22	11:14:17.68	0	1m04s	+645	39°	28°
13	Tmp	35	4.740	11:13:54.86	11:15:01.98	0	1m07s	+671	39°	29°
14	Tmp	37	5.112	11:14:38.48	11:15:52.48	0	1m14s	+740	43°	32°
15	Tmp	38	5.745	11:16:20.97	11:18:10.36	0	1m49s	+1094	46°	31°
16	Tmp	38	5.969	11:16:59.37	11:18:54.64	0	1m55s	+1153	46°	35°
17	Tmp	39	6.738	11:18:43.08	11:20:54.42	0	2m11s	[+1313]	50°	37°
18	Tmp	40	7.019	11:19:24.08	11:21:33.57	0	2m09s	+1295	50°	39°
19	Tmp	41	7.316	11:20:11.98	11:21:57.62	0	1m45s	+1056	46°	39°
20	Tmp	45	7.708	11:21:06.68	11:22:48.45	0	1m41s	+1018	46°	39°
21	Tmp	47	8.262	11:22:33.97	11:24:00.07	0	1m26s	+861	42°	40°
22	Tmp	50	0.251	11:24:27.18	11:24:54.80	0	27.6s	+276	36°	40°
23	Tmp	53	0.635	11:25:17.59	11:25:48.44	0	30.9s	+309	38°	40°
24	Tmp	54	0.950	11:25:57.86	11:26:28.98	0	31.1s	+311	38°	40°
25	Tmp	56	1.423	11:26:45.60	11:27:19.12	0	33.5s	+335	39°	40°
26	Tmp	58	1.904	11:27:34.36	11:28:14.05	0	39.7s	+397	40°	40°
27	Tmp	60	2.274	11:28:16.68	11:29:03.01	0	46.3s	+463	42°	40°
28	Tmp	62	3.041	11:29:41.79	11:30:27.61	0	45.8s	+458	41°	41°
29	Tmp	64	3.435	11:30:29.65	11:31:06.44	0	36.8s	+368	41°	41°
30	Tmp	68	4.405	11:32:20.44	11:32:58.05	0	37.6s	+376	40°	39°
31	Tmp	73	5.421	11:34:47.41	11:35:34.03	0	46.6s	+466	41°	39°
32	Tmp	77	6.113	11:36:31.55	11:37:10.17	0	38.6s	+386	38°	39°
33	Tmp	83	0.208	11:40:14.39	11:40:18.21	0	3.8s	+38	19°	39°
34	Tmp	84	0.575	11:40:47.73	11:40:53.10	0	5.4s	+54	23°	39°
35	Tmp	86	1.060	11:41:47.81	11:41:53.20	0	5.4s	+54	27°	39°
36	Tmp	89	1.767	11:42:55.10	11:43:08.20	0	13.1s	+131	32°	39°
37	Tmp	91	2.431	11:44:09.29	11:44:27.92	0	18.6s	+186	36°	39°
38	Tmp	97	0.504	12:13:34.28	12:13:32.91	0	1.4s	-14	13°	39°
39	Tmp	98	0.944	12:14:13.46	12:14:08.73	0	4.7s	-47	31°	38°
40	Tmp	103	1.729	12:15:36.02	12:15:30.42	0	5.6s	-56	35°	38°
41	Tmp	106	2.281	12:16:43.81	12:16:34.81	0	9.0s	-90	39°	38°
42	Tmp	108	2.928	12:18:02.88	12:18:00.06	0	2.8s	-28	26°	36°
43	Tmp	110	3.450	12:19:00.65	12:19:00.71	0	0.1s	[+1]	3°	36°
44	Tmp	111	4.246	12:20:31.19	12:20:34.11	0	2.9s	+29	23°	36°
45	Tmp	113	4.745	12:21:29.50	12:21:35.47	0	6.0s	+60	32°	36°
46	Tmp	114	5.077	12:22:07.58	12:22:19.06	0	11.5s	+115	37°	35°
47	Tmp	120	6.194	12:24:39.21	12:24:49.37	0	10.2s	+102	36°	35°
48	Tmp	129	0.670	12:32:12.69	12:39:30.02	0	7m17s	+4373	59°	39°
49	Tmp	131	0.964	12:32:59.39	12:40:10.87	0	7m11s	+4315	59°	39°
50	Tmp	132	1.781	12:34:50.42	12:41:56.87	0	7m06s	+4265	59°	38°
51	Tmp	138	2.760	12:36:36.81	12:43:48.54	0	7m11s	+4317	59°	41°
52	Tmp	142	4.160	12:39:03.75	12:46:19.53	0	7m15s	+4358	59°	41°

PC	Tp	Trc	DistPC	Ideal	Passagem	Pen	Erro	Pontos	NoPC	AtePC
53	Tmp	147	6.124	12:42:14.29	12:49:22.74	0	7m08s	+4285	59°	41°
54	Tmp	155	0.280	12:57:06.27	13:03:05.93	0	5m59s	+3597	60°	41°
55	Tmp	157	0.713	12:58:22.63	13:04:20.15	0	5m57s	+3575	60°	45°
56	Tmp	159	1.193	12:59:40.78	13:05:38.90	0	5m58s	+3581	60°	45°
57	Tmp	162	2.759	13:04:04.10	13:08:28.40	0	4m24s	+2643	60°	45°
58	Tmp	168	4.019	13:06:16.79	13:10:33.47	0	4m16s	+2567	60°	46°
59	Tmp	175	0.401	13:10:27.69	13:13:39.41	0	3m11s	+1917	59°	46°
60	Tmp	180	1.618	13:14:13.60	13:16:29.28	0	2m15s	[+1357]	56°	46°
61	Tmp	187	3.172	13:17:33.40	13:19:43.15	0	2m09s	+1298	56°	46°
62	Tmp	198	5.213	13:22:11.12	13:24:17.93	0	2m06s	+1268	55°	46°

Num	71	Pen	0	PCZ	0	Total PP	61835	Col. Final	46°
-----	----	-----	---	-----	---	----------	-------	------------	-----





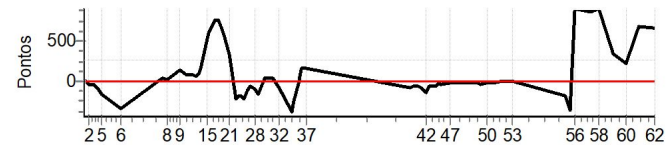
## PETROPOLIS - RJ - Mitsubishi MotorSports 2021

### Performance Individual

PC	Tp	Trc	DistPC	Ideal	Passagem	Pen	Erro	Pontos	NoPC	AtePC
<b>N</b> <b>u</b> <b>m</b>	<b>72</b>	72 / Renato Vianna da Costa E Silva / Ingrid Graebner Prouvot								
		Cat / NL / Largada		TURISMO LIGHT / 72 / 10:12:00						
		Petropolis-RJ				L200 TRITON HPE 3.2 DIESEL AT				
PC	Tp	Trc	DistPC	Ideal	Passagem	Pen	Erro	Pontos	NoPC	AtePC
1	Tmp	3	0.297	10:42:42.93	10:42:45.59	0	2.7s	+27	22°	19°
2	Tmp	3	0.918	10:44:05.73	10:44:01.78	0	4.0s	-40	30°	30°
3	Tmp	6	1.552	10:45:25.76	10:45:22.59	0	3.2s	-32	17°	26°
4	Tmp	7	1.954	10:46:38.23	10:46:29.85	0	8.4s	-84	19°	23°
5	Tmp	7	2.301	10:47:47.63	10:47:32.69	0	14.9s	-149	25°	24°
6	Tmp	12	3.974	10:53:07.43	10:52:36.18	0	31.3s	-313	37°	29°
7	Tmp	20	0.385	11:04:43.03	11:04:47.48	0	4.5s	+45	20°	23°
8	Tmp	23	1.159	11:06:08.18	11:06:11.62	0	3.4s	+34	19°	20°
9	Tmp	27	2.528	11:09:51.25	11:10:06.22	0	15.0s	+150	32°	20°
10	Tmp	30	3.226	11:11:21.74	11:11:31.16	0	9.4s	+94	24°	19°
11	Tmp	34	3.936	11:13:05.02	11:13:14.36	0	9.3s	+93	18°	19°
12	Tmp	35	4.393	11:14:13.22	11:14:20.07	0	6.9s	+69	16°	19°
13	Tmp	35	4.740	11:14:54.86	11:15:04.64	0	9.8s	+98	24°	21°
14	Tmp	37	5.112	11:15:38.48	11:15:55.26	0	16.8s	+168	28°	22°
15	Tmp	38	5.745	11:17:20.97	11:18:12.94	0	52.0s	+520	34°	22°
16	Tmp	38	5.969	11:17:59.37	11:18:57.58	0	58.2s	+582	36°	23°
17	Tmp	39	6.738	11:19:43.08	11:20:56.75	0	1m13s	+737	40°	24°
18	Tmp	40	7.019	11:20:24.08	11:21:38.58	0	1m14s	+745	40°	26°
19	Tmp	41	7.316	11:21:11.98	11:22:17.14	0	1m05s	+652	38°	29°
20	Tmp	45	7.708	11:22:06.68	11:22:58.84	0	52.2s	+522	36°	30°
21	Tmp	47	8.262	11:23:33.97	11:24:06.59	0	32.6s	+326	31°	30°
22	Tmp	50	0.251	11:25:27.18	11:25:07.25	0	19.9s	-199	34°	29°
23	Tmp	53	0.635	11:26:17.59	11:26:01.68	0	15.9s	-159	35°	27°
24	Tmp	54	0.950	11:26:57.86	11:26:40.29	0	17.6s	-176	35°	27°
25	Tmp	56	1.423	11:27:45.60	11:27:25.28	0	20.3s	-203	35°	28°
26	Tmp	58	1.904	11:28:34.36	11:28:22.81	0	11.6s	-116	32°	28°
27	Tmp	60	2.274	11:29:16.68	11:29:12.46	0	4.2s	-42	20°	26°
28	Tmp	62	3.041	11:30:41.79	11:30:32.26	0	9.5s	-95	33°	27°
29	Tmp	64	3.435	11:31:29.65	11:31:14.29	0	15.4s	-154	35°	27°
30	Tmp	68	4.405	11:33:20.44	11:33:25.53	0	5.1s	+51	27°	26°
31	Tmp	73	5.421	11:35:47.41	11:35:51.76	0	4.4s	+44	25°	26°
32	Tmp	77	6.113	11:37:31.55	11:37:24.78	0	6.8s	-68	26°	26°
33	Tmp	83	0.208	11:41:14.39	11:40:38.26	0	36.1s	-361	42°	26°
34	Tmp	84	0.575	11:41:47.73	11:41:22.60	0	25.1s	-251	42°	26°
35	Tmp	86	1.060	11:42:47.81	11:42:45.66	0	2.2s	-22	17°	26°
36	Tmp	89	1.767	11:43:55.10	11:44:10.86	0	15.8s	+158	35°	26°
37	Tmp	91	2.431	11:45:09.29	11:45:25.28	0	16.0s	+160	33°	26°
38	Tmp	97	0.504	12:14:34.28	12:14:27.01	0	7.3s	-73	35°	26°
39	Tmp	98	0.944	12:15:13.46	12:15:07.76	0	5.7s	-57	34°	26°
40	Tmp	103	1.729	12:16:36.02	12:16:30.96	0	5.1s	-51	34°	26°
41	Tmp	106	2.281	12:17:43.81	12:17:37.29	0	6.5s	-65	34°	26°
42	Tmp	108	2.928	12:19:02.88	12:18:49.85	0	13.0s	-130	43°	26°
43	Tmp	110	3.450	12:20:00.65	12:19:55.88	0	4.8s	-48	32°	26°
44	Tmp	111	4.246	12:21:31.19	12:21:27.00	0	4.2s	-42	29°	26°
45	Tmp	113	4.745	12:22:29.50	12:22:27.46	0	2.0s	-20	16°	26°
46	Tmp	114	5.077	12:23:07.58	12:23:03.62	0	4.0s	-40	16°	25°
47	Tmp	120	6.194	12:25:39.21	12:25:37.36	0	1.9s	-19	10°	25°
48	Tmp	129	0.670	12:33:12.69	12:33:11.36	0	1.3s	-13	14°	25°
49	Tmp	131	0.964	12:33:59.39	12:33:55.54	0	3.9s	-39	24°	23°
50	Tmp	132	1.781	12:35:50.42	12:35:48.60	0	1.8s	-18	16°	23°
51	Tmp	138	2.760	12:37:36.81	12:37:35.99	0	0.8s	[-8]	14°	23°
52	Tmp	142	4.160	12:40:03.75	12:40:04.37	0	0.6s	[+6]	5°	23°

PC	Tp	Trc	DistPC	Ideal	Passagem	Pen	Erro	Pontos	NoPC	AtePC
53	Tmp	147	6.124	12:43:14.29	12:43:14.72	0	0.4s	+4	9°	23°
54	Tmp	155	0.280	12:58:06.27	12:57:49.50	0	16.8s	-168	41°	23°
55	Tmp	157	0.713	12:59:22.63	12:58:49.17	0	33.5s	-335	47°	24°
56	Tmp	159	1.193	13:00:40.78	13:02:08.64	0	1m27s	[+879]	55°	25°
57	Tmp	162	2.759	13:05:04.10	13:06:27.51	0	1m23s	+834	56°	26°
58	Tmp	168	4.019	13:07:16.79	13:08:44.12	0	1m27s	[+873]	57°	27°
59	Tmp	175	0.401	13:11:27.69	13:12:00.72	0	33.0s	+330	46°	28°
60	Tmp	180	1.618	13:15:13.60	13:15:35.14	0	21.5s	+215	39°	28°
61	Tmp	187	3.172	13:18:33.40	13:19:40.44	0	1m07s	+670	55°	29°
62	Tmp	198	5.213	13:23:11.12	13:24:14.78	0	1m03s	+637	53°	29°

Num	72	Pen	0	PCZ	0	Total PP	11547	Col. Final	29°
-----	----	-----	---	-----	---	----------	-------	------------	-----





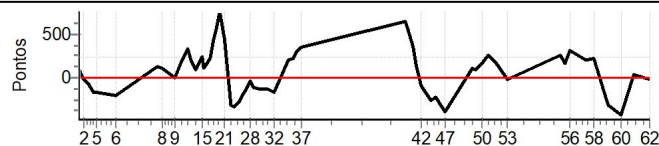
## PETROPOLIS - RJ - Mitsubishi MotorSports 2021

### Performance Individual

PC	Tp	Trc	DistPC	Ideal	Passagem	Pen	Erro	Pontos	NoPC	AtePC
<b>N</b> <b>u</b> <b>m</b>	<b>73</b>	73 / Sandro Bento Janiques / Silvania de Carvalho Janiques								
		Cat / NL / Largada		TURISMO LIGHT / 73 / 10:13:00						
		Petropolis-RJ				L200 TRITON 3.2 DIESEL M/T				
PC	Tp	Trc	DistPC	Ideal	Passagem	Pen	Erro	Pontos	NoPC	AtePC
1	Tmp	3	0.297	10:43:42.93	10:43:52.63	0	9.7s	+97	37 °	31 °
2	Tmp	3	0.918	10:45:05.73	10:45:02.83	0	2.9s	-29	26 °	24 °
3	Tmp	6	1.552	10:46:25.76	10:46:17.35	0	8.4s	-84	33 °	31 °
4	Tmp	7	1.954	10:47:38.23	10:47:20.43	0	17.8s	-178	38 °	36 °
5	Tmp	7	2.301	10:48:47.63	10:48:29.31	0	18.3s	-183	28 °	32 °
6	Tmp	12	3.974	10:54:07.43	10:53:46.84	0	20.6s	-206	28 °	30 °
7	Tmp	20	0.385	11:05:43.03	11:05:56.53	0	13.5s	+135	31 °	27 °
8	Tmp	23	1.159	11:07:08.18	11:07:19.94	0	11.8s	+118	27 °	27 °
9	Tmp	27	2.528	11:10:51.25	11:10:51.28	0	0.0s	0	1 °	26 °
10	Tmp	30	3.226	11:12:21.74	11:12:39.75	0	18.0s	+180	32 °	28 °
11	Tmp	34	3.936	11:14:05.02	11:14:38.97	0	34.0s	+340	32 °	27 °
12	Tmp	35	4.393	11:15:13.22	11:15:33.06	0	19.8s	+198	28 °	24 °
13	Tmp	35	4.740	11:15:54.86	11:16:07.05	0	12.2s	+122	26 °	24 °
14	Tmp	37	5.112	11:16:38.48	11:16:47.66	0	9.2s	+92	22 °	24 °
15	Tmp	38	5.745	11:18:20.97	11:18:45.91	0	24.9s	+249	29 °	24 °
16	Tmp	38	5.969	11:18:59.37	11:19:11.03	0	11.7s	+117	27 °	24 °
17	Tmp	39	6.738	11:20:43.08	11:21:05.14	0	22.1s	+221	30 °	23 °
18	Tmp	40	7.019	11:21:24.08	11:22:08.19	0	44.1s	+441	33 °	23 °
19	Tmp	41	7.316	11:22:11.98	11:23:10.12	0	58.1s	+581	36 °	23 °
20	Tmp	45	7.708	11:23:06.68	11:24:23.98	0	1m17s	[+773]	40 °	25 °
21	Tmp	47	8.262	11:24:33.97	11:25:18.14	0	44.2s	+442	35 °	26 °
22	Tmp	50	0.251	11:26:27.18	11:25:55.45	0	31.7s	-317	39 °	24 °
23	Tmp	53	0.635	11:27:17.59	11:26:42.55	0	35.0s	-350	40 °	25 °
24	Tmp	54	0.950	11:27:57.86	11:27:24.97	0	32.9s	-329	39 °	26 °
25	Tmp	56	1.423	11:28:45.60	11:28:16.36	0	29.2s	-292	37 °	26 °
26	Tmp	58	1.904	11:29:34.36	11:29:12.34	0	22.0s	-220	36 °	27 °
27	Tmp	60	2.274	11:30:16.68	11:30:01.25	0	15.4s	-154	36 °	27 °
28	Tmp	62	3.041	11:31:41.79	11:31:38.23	0	3.6s	-36	22 °	26 °
29	Tmp	64	3.435	11:32:29.65	11:32:18.53	0	11.1s	-111	32 °	26 °
30	Tmp	68	4.405	11:34:20.44	11:34:07.05	0	13.4s	-134	36 °	27 °
31	Tmp	73	5.421	11:36:47.41	11:36:33.22	0	14.2s	-142	35 °	27 °
32	Tmp	77	6.113	11:38:31.55	11:38:14.02	0	17.5s	-175	31 °	28 °
33	Tmp	83	0.208	11:42:14.39	11:42:31.67	0	17.3s	+173	32 °	27 °
34	Tmp	84	0.575	11:42:47.73	11:43:08.11	0	20.4s	+204	37 °	27 °
35	Tmp	86	1.060	11:43:47.81	11:44:09.74	0	21.9s	+219	41 °	27 °
36	Tmp	89	1.767	11:44:55.10	11:45:24.90	0	29.8s	+298	40 °	27 °
37	Tmp	91	2.431	11:46:09.29	11:46:45.63	0	36.3s	+363	41 °	27 °
38	Tmp	97	0.504	12:15:34.28	12:16:39.24	0	1m05s	[+650]	54 °	30 °
39	Tmp	98	0.944	12:16:13.46	12:17:08.80	0	55.3s	+553	53 °	30 °
40	Tmp	103	1.729	12:17:36.02	12:18:11.16	0	35.1s	+351	48 °	30 °
41	Tmp	106	2.281	12:18:43.81	12:18:57.15	0	13.3s	+133	43 °	30 °
42	Tmp	108	2.928	12:20:02.88	12:19:52.54	0	10.3s	-103	41 °	30 °
43	Tmp	110	3.450	12:21:00.65	12:20:44.99	0	15.7s	-157	43 °	30 °
44	Tmp	111	4.246	12:22:31.19	12:22:04.54	0	26.7s	-267	44 °	30 °
45	Tmp	113	4.745	12:23:29.50	12:23:05.38	0	24.1s	-241	43 °	30 °
46	Tmp	114	5.077	12:24:07.58	12:23:44.08	0	23.5s	-235	42 °	30 °
47	Tmp	120	6.194	12:26:39.21	12:25:58.73	0	40.5s	-405	47 °	30 °
48	Tmp	129	0.670	12:34:12.69	12:34:23.71	0	11.0s	+110	29 °	30 °
49	Tmp	131	0.964	12:34:59.39	12:35:09.30	0	9.9s	+99	36 °	30 °
50	Tmp	132	1.781	12:36:50.42	12:37:06.34	0	15.9s	+159	38 °	30 °
51	Tmp	138	2.760	12:38:36.81	12:39:03.51	0	26.7s	+267	43 °	30 °
52	Tmp	142	4.160	12:41:03.75	12:41:19.92	0	16.2s	+162	38 °	30 °

PC	Tp	Trc	DistPC	Ideal	Passagem	Pen	Erro	Pontos	NoPC	AtePC
53	Tmp	147	6.124	12:44:14.29	12:44:12.37	0	1.9s	-19	23 °	30 °
54	Tmp	155	0.280	12:59:06.27	12:59:33.40	0	27.1s	+271	44 °	30 °
55	Tmp	157	0.713	13:00:22.63	13:00:39.64	0	17.0s	+170	40 °	30 °
56	Tmp	159	1.193	13:01:40.78	13:02:12.63	0	31.9s	+319	46 °	30 °
57	Tmp	162	2.759	13:06:04.10	13:06:24.33	0	20.2s	+202	45 °	30 °
58	Tmp	168	4.019	13:08:16.79	13:08:39.79	0	23.0s	+230	46 °	30 °
59	Tmp	175	0.401	13:12:27.69	13:11:54.67	0	33.0s	-330	45 °	30 °
60	Tmp	180	1.618	13:16:13.60	13:15:29.72	0	43.9s	-439	46 °	30 °
61	Tmp	187	3.172	13:19:33.40	13:19:37.30	0	3.9s	+39	24 °	30 °
62	Tmp	198	5.213	13:24:11.12	13:24:09.82	0	1.3s	-13	12 °	30 °

Num **73** Pen **0** PCZ **1** Total PP **12804** Col. Final **30°**





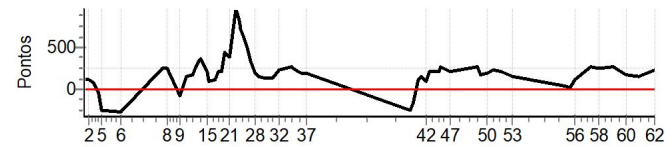
## PETROPOLIS - RJ - Mitsubishi MotorSports 2021

### Performance Individual

PC	Tp	Trc	DistPC	Ideal	Passagem	Pen	Erro	Pontos	NoPC	AtePC
<b>N u m</b>	<b>74</b>	74 / Tiago Pereira Paixao / Lucas Pereira Paixao								
		Cat / NL / Largada		TURISMO LIGHT / 74 / 10:14:00						
		Petropolis-RJ				L200 SPORT 4X4 GLS MT 121CV 2.5L				
PC	Tp	Trc	DistPC	Ideal	Passagem	Pen	Erro	Pontos	NoPC	AtePC
1	Tmp	3	0.297	10:44:42.93	10:44:55.16	0	12.2s	+122	38°	32°
2	Tmp	3	0.918	10:46:05.73	10:46:16.63	0	10.9s	+109	38°	39°
3	Tmp	6	1.552	10:47:25.76	10:47:34.13	0	8.4s	+84	32°	37°
4	Tmp	7	1.954	10:48:38.23	10:48:33.77	0	4.5s	-45	16°	33°
5	Tmp	7	2.301	10:49:47.63	10:49:23.08	0	24.6s	-246	37°	33°
6	Tmp	12	3.974	10:55:07.43	10:54:40.06	0	27.4s	-274	35°	34°
7	Tmp	20	0.385	11:06:43.03	11:07:08.49	0	25.5s	+255	37°	29°
8	Tmp	23	1.159	11:08:08.18	11:08:33.89	0	25.7s	+257	35°	32°
9	Tmp	27	2.528	11:11:51.25	11:11:42.53	0	8.7s	-87	26°	30°
10	Tmp	30	3.226	11:13:21.74	11:13:37.24	0	15.5s	+155	30°	30°
11	Tmp	34	3.936	11:15:05.02	11:15:23.24	0	18.2s	+182	25°	29°
12	Tmp	35	4.393	11:16:13.22	11:16:39.39	0	26.2s	+262	31°	29°
13	Tmp	35	4.740	11:16:54.86	11:17:30.28	0	35.4s	+354	32°	27°
14	Tmp	37	5.112	11:17:38.48	11:18:14.39	0	35.9s	+359	34°	27°
15	Tmp	38	5.745	11:19:20.97	11:19:42.69	0	21.7s	+217	27°	27°
16	Tmp	38	5.969	11:19:59.37	11:20:08.89	0	9.5s	+95	24°	26°
17	Tmp	39	6.738	11:21:43.08	11:21:53.73	0	10.7s	+107	26°	26°
18	Tmp	40	7.019	11:22:24.08	11:22:45.20	0	21.1s	+211	29°	25°
19	Tmp	41	7.316	11:23:11.98	11:23:32.59	0	20.6s	+206	26°	25°
20	Tmp	45	7.708	11:24:06.68	11:24:51.09	0	44.4s	+444	33°	26°
21	Tmp	47	8.262	11:25:33.97	11:26:13.51	0	39.5s	+395	34°	27°
22	Tmp	50	0.251	11:27:27.18	11:29:04.22	0	1m37s	[+970]	47°	26°
23	Tmp	53	0.635	11:28:17.59	11:29:41.70	0	1m24s	[+841]	45°	28°
24	Tmp	54	0.950	11:28:57.86	11:30:09.30	0	1m11s	+714	44°	29°
25	Tmp	56	1.423	11:29:45.60	11:30:47.20	0	1m01s	+616	43°	30°
26	Tmp	58	1.904	11:30:34.36	11:31:24.55	0	50.2s	+502	42°	31°
27	Tmp	60	2.274	11:31:16.68	11:31:51.31	0	34.6s	+346	38°	32°
28	Tmp	62	3.041	11:32:41.79	11:33:01.13	0	19.3s	+193	36°	33°
29	Tmp	64	3.435	11:33:29.65	11:33:44.87	0	15.2s	+152	34°	32°
30	Tmp	68	4.405	11:35:20.44	11:35:33.78	0	13.3s	+133	35°	33°
31	Tmp	73	5.421	11:37:47.41	11:38:00.82	0	13.4s	+134	34°	33°
32	Tmp	77	6.113	11:39:31.55	11:39:55.37	0	23.8s	+238	34°	32°
33	Tmp	83	0.208	11:43:14.39	11:43:41.13	0	26.7s	+267	38°	32°
34	Tmp	84	0.575	11:43:47.73	11:44:12.05	0	24.3s	+243	41°	31°
35	Tmp	86	1.060	11:44:47.81	11:45:08.61	0	20.8s	+208	40°	31°
36	Tmp	89	1.767	11:45:55.10	11:46:15.20	0	20.1s	+201	36°	31°
37	Tmp	91	2.431	11:47:09.29	11:47:27.98	0	18.7s	+187	37°	31°
38	Tmp	97	0.504	12:16:34.28	12:16:08.98	0	25.3s	-253	44°	31°
39	Tmp	98	0.944	12:17:13.46	12:16:58.50	0	15.0s	-150	41°	31°
40	Tmp	103	1.729	12:18:36.02	12:18:46.88	0	10.9s	+109	40°	31°
41	Tmp	106	2.281	12:19:43.81	12:20:00.02	0	16.2s	+162	44°	31°
42	Tmp	108	2.928	12:21:02.88	12:21:12.10	0	9.2s	+92	39°	31°
43	Tmp	110	3.450	12:22:00.65	12:22:21.57	0	20.9s	+209	44°	31°
44	Tmp	111	4.246	12:23:31.19	12:23:53.05	0	21.9s	+219	41°	32°
45	Tmp	113	4.745	12:24:29.50	12:24:50.60	0	21.1s	+211	40°	31°
46	Tmp	114	5.077	12:25:07.58	12:25:34.91	0	27.3s	+273	45°	31°
47	Tmp	120	6.194	12:27:39.21	12:28:00.88	0	21.7s	+217	41°	31°
48	Tmp	129	0.670	12:35:12.69	12:35:40.09	0	27.4s	+274	42°	31°
49	Tmp	131	0.964	12:35:59.39	12:36:16.78	0	17.4s	+174	38°	31°
50	Tmp	132	1.781	12:37:50.42	12:38:10.32	0	19.9s	+199	39°	31°
51	Tmp	138	2.760	12:39:36.81	12:39:59.13	0	22.3s	+223	42°	31°
52	Tmp	142	4.160	12:42:03.75	12:42:24.02	0	20.3s	+203	42°	31°

PC	Tp	Trc	DistPC	Ideal	Passagem	Pen	Erro	Pontos	NoPC	AtePC
53	Tmp	147	6.124	12:45:14.29	12:45:30.58	0	16.3s	+163	42°	31°
54	Tmp	155	0.280	13:00:06.27	13:00:10.81	0	4.5s	+45	28°	31°
55	Tmp	157	0.713	13:01:22.63	13:01:24.20	0	1.6s	+16	19°	31°
56	Tmp	159	1.193	13:02:40.78	13:02:51.76	0	11.0s	+110	38°	31°
57	Tmp	162	2.759	13:07:04.10	13:07:31.22	0	27.1s	+271	47°	31°
58	Tmp	168	4.019	13:09:16.79	13:09:41.50	0	24.7s	+247	47°	31°
59	Tmp	175	0.401	13:13:27.69	13:13:55.57	0	27.9s	+279	43°	31°
60	Tmp	180	1.618	13:17:13.60	13:17:31.14	0	17.5s	+175	36°	31°
61	Tmp	187	3.172	13:20:33.40	13:20:48.28	0	14.9s	+149	38°	31°
62	Tmp	198	5.213	13:25:11.12	13:25:34.90	0	23.8s	+238	41°	31°

Num	74	Pen	0	PCZ	0	Total PP	13261	Col. Final	31°
-----	----	-----	---	-----	---	----------	-------	------------	-----





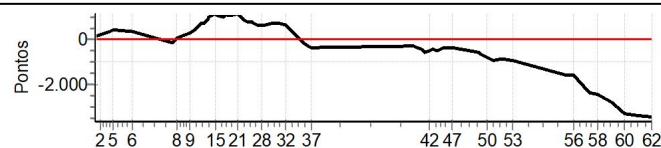
## PETROPOLIS - RJ - Mitsubishi MotorSports 2021

### Performance Individual

PC	Tp	Trc	DistPC	Ideal	Passagem	Pen	Erro	Pontos	NoPC	AtePC
<b>N</b> <b>u</b> <b>m</b>	<b>75</b>	75 / Sergio Cunha da Silva Gomes / Rachel Batista Teixeira								
		Cat / NL / Largada TURISMO LIGHT / 75 / 10:15:00								
		Rio de Janeiro-RJ ASX 2.0 FLEX 4X4 CVT								
PC	Tp	Trc	DistPC	Ideal	Passagem	Pen	Erro	Pontos	NoPC	AtePC
1	Tmp	3	0.297	10:45:42.93	10:45:59.84	0	16.9s	+169	41 °	35 °
2	Tmp	3	0.918	10:47:05.73	10:47:31.50	0	25.8s	+258	46 °	41 °
3	Tmp	6	1.552	10:48:25.76	10:48:58.52	0	32.8s	+328	46 °	44 °
4	Tmp	7	1.954	10:49:38.23	10:50:19.08	0	40.9s	+409	47 °	45 °
5	Tmp	7	2.301	10:50:47.63	10:51:37.56	0	49.9s	+499	47 °	46 °
6	Tmp	12	3.974	10:56:07.43	10:56:46.18	0	38.8s	+388	43 °	47 °
7	Tmp	20	0.385	11:07:43.03	11:07:34.89	0	8.1s	-81	24 °	39 °
8	Tmp	23	1.159	11:09:08.18	11:09:17.19	0	9.0s	+90	25 °	37 °
9	Tmp	27	2.528	11:12:51.25	11:13:25.09	0	33.8s	+338	38 °	37 °
10	Tmp	30	3.226	11:14:21.74	11:15:09.27	0	47.5s	+475	42 °	38 °
11	Tmp	34	3.936	11:16:05.02	11:17:19.22	0	1m14s	+742	42 °	37 °
12	Tmp	35	4.393	11:17:13.22	11:18:32.05	0	1m18s	+788	42 °	38 °
13	Tmp	35	4.740	11:17:54.86	11:19:22.43	0	1m27s	+876	45 °	39 °
14	Tmp	37	5.112	11:18:38.48	11:20:25.93	0	1m47s	+1075	46 °	39 °
15	Tmp	38	5.745	11:20:20.97	11:22:17.95	0	1m57s	+1170	47 °	40 °
16	Tmp	38	5.969	11:20:59.37	11:22:51.15	0	1m51s	+1118	45 °	41 °
17	Tmp	39	6.738	11:22:43.08	11:24:25.62	0	1m42s	+1025	45 °	42 °
18	Tmp	40	7.019	11:23:24.08	11:25:21.00	0	1m56s	+1169	47 °	42 °
19	Tmp	41	7.316	11:24:11.98	11:26:02.15	0	1m50s	+1102	47 °	43 °
20	Tmp	45	7.708	11:25:06.68	11:27:02.84	0	1m56s	+1162	49 °	44 °
21	Tmp	47	8.262	11:26:33.97	11:28:34.04	0	2m00s	+1201	51 °	44 °
22	Tmp	50	0.251	11:28:27.18	11:30:00.57	0	1m33s	+934	46 °	44 °
23	Tmp	53	0.635	11:29:17.59	11:30:42.88	0	1m25s	+853	46 °	44 °
24	Tmp	54	0.950	11:29:57.86	11:31:18.50	0	1m20s	+806	46 °	43 °
25	Tmp	56	1.423	11:30:45.60	11:32:05.45	0	1m19s	+799	46 °	44 °
26	Tmp	58	1.904	11:31:34.36	11:32:52.59	0	1m18s	+782	45 °	44 °
27	Tmp	60	2.274	11:32:16.68	11:33:26.91	0	1m10s	+702	44 °	44 °
28	Tmp	62	3.041	11:33:41.79	11:34:53.32	0	1m11s	+715	44 °	44 °
29	Tmp	64	3.435	11:34:29.65	11:35:37.30	0	1m07s	+677	44 °	44 °
30	Tmp	68	4.405	11:36:20.44	11:37:37.15	0	1m16s	+767	46 °	44 °
31	Tmp	73	5.421	11:38:47.41	11:40:03.45	0	1m16s	+760	45 °	44 °
32	Tmp	77	6.113	11:40:31.55	11:41:41.88	0	1m10s	+703	46 °	44 °
33	Tmp	83	0.208	11:44:14.39	11:44:24.33	0	9.9s	+99	26 °	43 °
34	Tmp	84	0.575	11:44:47.73	11:44:47.86	0	0.1s	[+1]	3 °	42 °
35	Tmp	86	1.060	11:45:47.81	11:45:35.08	0	12.7s	-127	36 °	42 °
36	Tmp	89	1.767	11:46:55.10	11:46:30.93	0	24.2s	-242	39 °	42 °
37	Tmp	91	2.431	11:48:09.29	11:47:35.79	0	33.5s	-335	40 °	42 °
38	Tmp	97	0.504	12:17:34.28	12:17:06.72	0	27.6s	-276	47 °	42 °
39	Tmp	98	0.944	12:18:13.46	12:17:42.34	0	31.1s	-311	49 °	42 °
40	Tmp	103	1.729	12:19:36.02	12:18:51.85	0	44.2s	-442	52 °	42 °
41	Tmp	106	2.281	12:20:43.81	12:19:48.17	0	55.6s	-556	53 °	41 °
42	Tmp	108	2.928	12:22:02.88	12:21:17.63	0	45.3s	-453	50 °	41 °
43	Tmp	110	3.450	12:23:00.65	12:22:20.00	0	40.7s	-407	50 °	41 °
44	Tmp	111	4.246	12:24:31.19	12:23:45.74	0	45.5s	-455	49 °	41 °
45	Tmp	113	4.745	12:25:29.50	12:24:50.79	0	38.7s	-387	49 °	41 °
46	Tmp	114	5.077	12:26:07.58	12:25:35.37	0	32.2s	-322	48 °	41 °
47	Tmp	120	6.194	12:28:39.21	12:28:07.67	0	31.5s	-315	45 °	41 °
48	Tmp	129	0.670	12:36:12.69	12:35:16.77	0	55.9s	-559	47 °	41 °
49	Tmp	131	0.964	12:36:59.39	12:35:58.72	0	1m00s	-607	49 °	40 °
50	Tmp	132	1.781	12:38:50.42	12:37:33.01	0	1m17s	-774	52 °	39 °
51	Tmp	138	2.760	12:40:36.81	12:39:04.71	0	1m32s	-921	53 °	38 °
52	Tmp	142	4.160	12:43:03.75	12:41:39.47	0	1m24s	-843	53 °	38 °

PC	Tp	Trc	DistPC	Ideal	Passagem	Pen	Erro	Pontos	NoPC	AtePC
53	Tmp	147	6.124	12:46:14.29	12:44:39.79	0	1m34s	-945	53 °	39 °
54	Tmp	155	0.280	13:01:06.27	12:58:31.61	0	2m34s	-1547	58 °	39 °
55	Tmp	157	0.713	13:02:22.63	12:59:46.79	0	2m35s	-1558	58 °	40 °
56	Tmp	159	1.193	13:03:40.78	13:01:03.51	0	2m37s	-1573	58 °	40 °
57	Tmp	162	2.759	13:08:04.10	13:04:07.96	0	3m56s	-2361	59 °	40 °
58	Tmp	168	4.019	13:10:16.79	13:06:14.09	0	4m02s	-2427	59 °	40 °
59	Tmp	175	0.401	13:14:27.69	13:09:46.20	0	4m41s	-2815	60 °	40 °
60	Tmp	180	1.618	13:18:13.60	13:12:43.45	0	5m30s	-3302	60 °	40 °
61	Tmp	187	3.172	13:21:33.40	13:15:54.39	0	5m39s	-3390	60 °	43 °
62	Tmp	198	5.213	13:26:11.12	13:20:22.68	0	5m48s	-3484	60 °	44 °

Num	75	Pen	0	PCZ	0	Total PP	52423	Col. Final	44°
-----	----	-----	---	-----	---	----------	-------	------------	-----







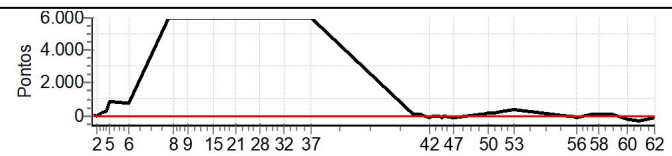
## PETROPOLIS - RJ - Mitsubishi MotorSports 2021

### Performance Individual

PC	Tp	Trc	DistPC	Ideal	Passagem	Pen	Erro	Pontos	NoPC	AtePC
<b>N</b> <b>u</b> <b>m</b>	<b>76</b>	76 / Flavio Pfeiffer / Luci Carvalho Bittencourt								
		Cat / NL / Largada		TURISMO LIGHT / 76 / 10:16:00						
		Petropolis-RJ				L200 TRITON OUTDOOR GLS 2.4 D 4				
PC	Tp	Trc	DistPC	Ideal	Passagem	Pen	Erro	Pontos	NoPC	AtePC
1	Tmp	3	0.297	10:46:42.93	10:46:45.49	0	2.6s	<b>+26</b>	21 °	18 °
2	Tmp	3	0.918	10:48:05.73	10:48:05.22	0	0.5s	<b>[-5]</b>	8 °	10 °
3	Tmp	6	1.552	10:49:25.76	10:49:37.03	0	11.3s	<b>+113</b>	37 °	13 °
4	Tmp	7	1.954	10:50:38.23	10:51:04.00	0	25.8s	<b>+258</b>	40 °	20 °
5	Tmp	7	2.301	10:51:47.63	10:53:08.58	0	1m21s	<b>[+810]</b>	56 °	29 °
6	Tmp	12	3.974	10:57:07.43	10:58:24.97	0	1m17s	<b>[+775]</b>	50 °	43 °
7	Tmp	20	0.385	11:08:43.03	11:22:23.39	0	13m40s	<b>+6000</b>	67 °	58 °
8	Tmp	23	1.159	11:10:08.18	11:23:48.23	0	13m40s	<b>+6000</b>	67 °	59 °
9	Tmp	27	2.528	11:13:51.25	11:26:57.72	0	13m06s	<b>+6000</b>	67 °	59 °
10	Tmp	30	3.226	11:15:21.74	11:28:39.61	0	13m17s	<b>+6000</b>	67 °	59 °
11	Tmp	34	3.936	11:17:05.02	11:30:48.71	0	13m43s	<b>+6000</b>	67 °	62 °
12	Tmp	35	4.393	11:18:13.22	11:32:09.57	0	13m56s	<b>+6000</b>	67 °	62 °
13	Tmp	35	4.740	11:18:54.86	11:32:54.35	0	13m59s	<b>+6000</b>	67 °	62 °
14	Tmp	37	5.112	11:19:38.48	11:33:44.78	0	14m06s	<b>+6000</b>	67 °	63 °
15	Tmp	38	5.745	11:21:20.97	11:35:41.91	0	14m20s	<b>+6000</b>	67 °	65 °
16	Tmp	38	5.969	11:21:59.37	11:36:10.16	0	14m10s	<b>+6000</b>	67 °	65 °
17	Tmp	39	6.738	11:23:43.08	11:37:35.64	0	13m52s	<b>+6000</b>	67 °	65 °
18	Tmp	40	7.019	11:24:24.08	11:38:18.99	0	13m54s	<b>+6000</b>	67 °	65 °
19	Tmp	41	7.316	11:25:11.98	11:38:59.55	0	13m47s	<b>+6000</b>	67 °	65 °
20	Tmp	45	7.708	11:26:06.68	11:39:55.05	0	13m48s	<b>+6000</b>	67 °	65 °
21	Tmp	47	8.262	11:27:33.97	11:41:22.23	0	13m48s	<b>+6000</b>	68 °	66 °
22	Tmp	50	0.251	11:29:27.18	11:42:32.44	0	13m05s	<b>+6000</b>	68 °	66 °
23	Tmp	53	0.635	11:30:17.59	11:43:22.63	0	13m05s	<b>+6000</b>	68 °	66 °
24	Tmp	54	0.950	11:30:57.86	11:43:57.91	0	13m00s	<b>+6000</b>	68 °	66 °
25	Tmp	56	1.423	11:31:45.60	11:44:42.55	0	12m57s	<b>+6000</b>	68 °	66 °
26	Tmp	58	1.904	11:32:34.36	11:45:33.19	0	12m58s	<b>+6000</b>	68 °	66 °
27	Tmp	60	2.274	11:33:16.68	11:46:10.92	0	12m54s	<b>+6000</b>	68 °	66 °
28	Tmp	62	3.041	11:34:41.79	11:47:26.87	0	12m45s	<b>+6000</b>	68 °	66 °
29	Tmp	64	3.435	11:35:29.65	11:48:10.39	0	12m40s	<b>+6000</b>	68 °	66 °
30	Tmp	68	4.405	11:37:20.44	11:50:01.97	0	12m41s	<b>+6000</b>	68 °	66 °
31	Tmp	73	5.421	11:39:47.41	11:52:15.84	0	12m28s	<b>+6000</b>	68 °	66 °
32	Tmp	77	6.113	11:41:31.55	11:53:44.21	0	12m12s	<b>+6000</b>	68 °	66 °
33	Tmp	83	0.208	11:45:14.39	11:57:30.65	0	12m16s	<b>+6000</b>	68 °	66 °
34	Tmp	84	0.575	11:45:47.73	11:58:06.59	0	12m18s	<b>+6000</b>	68 °	66 °
35	Tmp	86	1.060	11:46:47.81	11:59:03.57	0	12m15s	<b>+6000</b>	67 °	66 °
36	Tmp	89	1.767	11:47:55.10	12:00:19.21	0	12m24s	<b>+6000</b>	67 °	66 °
37	Tmp	91	2.431	11:49:09.29	12:01:40.63	0	12m31s	<b>+6000</b>	66 °	66 °
38	Tmp	97	0.504	12:18:34.28	12:18:36.46	0	2.2s	<b>+22</b>	20 °	66 °
39	Tmp	98	0.944	12:19:13.46	12:19:18.57	0	5.1s	<b>+51</b>	32 °	66 °
40	Tmp	103	1.729	12:20:36.02	12:20:40.75	0	4.7s	<b>+47</b>	33 °	66 °
41	Tmp	106	2.281	12:21:43.81	12:21:42.87	0	0.9s	<b>[-9]</b>	12 °	66 °
42	Tmp	108	2.928	12:23:02.88	12:22:53.51	0	9.4s	<b>-94</b>	40 °	66 °
43	Tmp	110	3.450	12:24:00.65	12:23:54.23	0	6.4s	<b>-64</b>	37 °	66 °
44	Tmp	111	4.246	12:25:31.19	12:25:23.97	0	7.2s	<b>-72</b>	35 °	66 °
45	Tmp	113	4.745	12:26:29.50	12:26:18.08	0	11.4s	<b>-114</b>	37 °	66 °
46	Tmp	114	5.077	12:27:07.58	12:27:00.24	0	7.3s	<b>-73</b>	34 °	65 °
47	Tmp	120	6.194	12:29:39.21	12:29:27.12	0	12.1s	<b>-121</b>	38 °	64 °
48	Tmp	129	0.670	12:37:12.69	12:37:18.64	0	6.0s	<b>+60</b>	24 °	64 °
49	Tmp	131	0.964	12:37:59.39	12:38:07.03	0	7.6s	<b>+76</b>	33 °	64 °
50	Tmp	132	1.781	12:39:50.42	12:40:03.49	0	13.1s	<b>+131</b>	36 °	64 °
51	Tmp	138	2.760	12:41:36.81	12:41:56.54	0	19.7s	<b>+197</b>	38 °	64 °
52	Tmp	142	4.160	12:44:03.75	12:44:28.96	0	25.2s	<b>+252</b>	44 °	64 °

PC	Tp	Trc	DistPC	Ideal	Passagem	Pen	Erro	Pontos	NoPC	AtePC
53	Tmp	147	6.124	12:47:14.29	12:47:54.13	0	39.8s	<b>+398</b>	45 °	64 °
54	Tmp	155	0.280	13:02:06.27	13:02:02.79	0	3.5s	<b>-35</b>	25 °	64 °
55	Tmp	157	0.713	13:03:22.63	13:03:13.57	0	9.1s	<b>-91</b>	36 °	64 °
56	Tmp	159	1.193	13:04:40.78	13:04:29.99	0	10.8s	<b>-108</b>	37 °	64 °
57	Tmp	162	2.759	13:09:04.10	13:09:08.01	0	3.9s	<b>+39</b>	30 °	65 °
58	Tmp	168	4.019	13:11:16.79	13:11:24.00	0	7.2s	<b>+72</b>	36 °	65 °
59	Tmp	175	0.401	13:15:27.69	13:15:37.92	0	10.2s	<b>+102</b>	37 °	64 °
60	Tmp	180	1.618	13:19:13.60	13:18:53.62	0	20.0s	<b>-200</b>	37 °	64 °
61	Tmp	187	3.172	13:22:33.40	13:21:59.43	0	34.0s	<b>-340</b>	44 °	64 °
62	Tmp	198	5.213	13:27:11.12	13:26:55.02	0	16.1s	<b>-161</b>	38 °	64 °

Num	<b>76</b>	Pen	<b>0</b>	PCZ	<b>0</b>	Total PP	<b>189317</b>	Col. Final	<b>NC</b>
-----	-----------	-----	----------	-----	----------	----------	---------------	------------	-----------





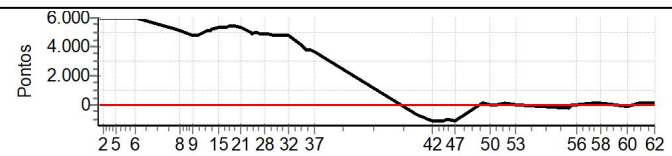
## PETROPOLIS - RJ - Mitsubishi MotorSports 2021

### Performance Individual

PC	Tp	Trc	DistPC	Ideal	Passagem	Pen	Erro	Pontos	NoPC	AtePC
<b>N</b> <b>u</b> <b>m</b>	<b>77</b>	77 / Lazaro Cezar Mesquita Santana / Claudiella de Oliveira								
		Cat / NL / Largada		TURISMO LIGHT / 77 / 10:17:00						
		Rio de Janeiro-RJ				OUTLANDER 2.2 D / DIESEL TOP				
PC	Tp	Trc	DistPC	Ideal	Passagem	Pen	Erro	Pontos	NoPC	AtePC
1	Tmp	3	0.297	10:47:42.93	10:59:15.01	0	11m32s	<b>+6000</b>	65°	65°
2	Tmp	3	0.918	10:49:05.73	11:01:01.92	0	11m56s	<b>+6000</b>	65°	65°
3	Tmp	6	1.552	10:50:25.76	11:02:22.33	0	11m56s	<b>+6000</b>	65°	65°
4	Tmp	7	1.954	10:51:38.23	11:03:48.33	0	12m10s	<b>+6000</b>	65°	65°
5	Tmp	7	2.301	10:52:47.63	11:04:54.88	0	12m07s	<b>+6000</b>	65°	65°
6	Tmp	12	3.974	10:58:07.43	11:09:46.99	0	11m39s	<b>+6000</b>	65°	65°
7	Tmp	20	0.385	11:09:43.03	11:18:23.83	0	8m40s	<b>+5208</b>	64°	66°
8	Tmp	23	1.159	11:11:08.18	11:19:40.66	0	8m32s	<b>+5125</b>	64°	66°
9	Tmp	27	2.528	11:14:51.25	11:22:45.73	0	7m54s	<b>+4745</b>	62°	66°
10	Tmp	30	3.226	11:16:21.74	11:24:18.12	0	7m56s	<b>+4764</b>	63°	65°
11	Tmp	34	3.936	11:18:05.02	11:26:27.83	0	8m22s	<b>+5028</b>	63°	65°
12	Tmp	35	4.393	11:19:13.22	11:27:43.85	0	8m30s	<b>+5106</b>	63°	65°
13	Tmp	35	4.740	11:19:54.86	11:28:30.60	0	8m35s	<b>+5157</b>	63°	65°
14	Tmp	37	5.112	11:20:38.48	11:29:17.85	0	8m39s	<b>+5194</b>	63°	65°
15	Tmp	38	5.745	11:22:20.97	11:31:19.40	0	8m58s	<b>+5384</b>	64°	64°
16	Tmp	38	5.969	11:22:59.37	11:31:52.75	0	8m53s	<b>+5334</b>	64°	64°
17	Tmp	39	6.738	11:24:43.08	11:33:34.50	0	8m51s	<b>+5314</b>	64°	63°
18	Tmp	40	7.019	11:25:24.08	11:34:30.45	0	9m06s	<b>+5464</b>	64°	63°
19	Tmp	41	7.316	11:26:11.98	11:35:12.74	0	9m00s	<b>+5408</b>	64°	63°
20	Tmp	45	7.708	11:27:06.68	11:36:11.69	0	9m05s	<b>+5450</b>	64°	63°
21	Tmp	47	8.262	11:28:33.97	11:37:25.30	0	8m51s	<b>+5313</b>	64°	63°
22	Tmp	50	0.251	11:30:27.18	11:38:53.78	0	8m26s	<b>+5066</b>	61°	63°
23	Tmp	53	0.635	11:31:17.59	11:39:37.71	0	8m20s	<b>+5001</b>	61°	63°
24	Tmp	54	0.950	11:31:57.86	11:40:11.31	0	8m13s	<b>+4935</b>	61°	63°
25	Tmp	56	1.423	11:32:45.60	11:40:59.80	0	8m14s	<b>+4942</b>	61°	63°
26	Tmp	58	1.904	11:33:34.36	11:41:49.63	0	8m15s	<b>+4953</b>	61°	63°
27	Tmp	60	2.274	11:34:16.68	11:42:26.04	0	8m09s	<b>+4894</b>	60°	63°
28	Tmp	62	3.041	11:35:41.79	11:43:47.14	0	8m05s	<b>+4854</b>	60°	63°
29	Tmp	64	3.435	11:36:29.65	11:44:36.50	0	8m06s	<b>+4869</b>	59°	63°
30	Tmp	68	4.405	11:38:20.44	11:46:16.22	0	7m55s	<b>+4758</b>	59°	63°
31	Tmp	73	5.421	11:40:47.41	11:48:42.73	0	7m55s	<b>+4753</b>	58°	63°
32	Tmp	77	6.113	11:42:31.55	11:50:23.09	0	7m51s	<b>+4715</b>	58°	63°
33	Tmp	83	0.208	11:46:14.39	11:53:07.90	0	6m53s	<b>+4135</b>	58°	63°
34	Tmp	84	0.575	11:46:47.73	11:53:28.93	0	6m41s	<b>+4012</b>	57°	63°
35	Tmp	86	1.060	11:47:47.81	11:54:08.22	0	6m20s	<b>+3804</b>	57°	63°
36	Tmp	89	1.767	11:48:55.10	11:55:07.49	0	6m12s	<b>+3724</b>	57°	63°
37	Tmp	91	2.431	11:50:09.29	11:56:13.08	0	6m03s	<b>+3638</b>	57°	63°
38	Tmp	97	0.504	12:19:34.28	12:18:21.07	0	1m13s	<b>-732</b>	56°	63°
39	Tmp	98	0.944	12:20:13.46	12:18:55.08	0	1m18s	<b>-784</b>	56°	63°
40	Tmp	103	1.729	12:21:36.02	12:20:01.93	0	1m34s	<b>-941</b>	57°	62°
41	Tmp	106	2.281	12:22:43.81	12:20:54.49	0	1m49s	<b>-1093</b>	59°	62°
42	Tmp	108	2.928	12:24:02.88	12:22:07.40	0	1m55s	<b>-1155</b>	60°	62°
43	Tmp	110	3.450	12:25:00.65	12:23:09.62	0	1m51s	<b>-1110</b>	60°	62°
44	Tmp	111	4.246	12:26:31.19	12:24:40.07	0	1m51s	<b>-1111</b>	60°	62°
45	Tmp	113	4.745	12:27:29.50	12:25:36.51	0	1m53s	<b>-1130</b>	60°	62°
46	Tmp	114	5.077	12:28:07.58	12:26:19.41	0	1m48s	<b>-1082</b>	59°	62°
47	Tmp	120	6.194	12:30:39.21	12:28:48.20	0	1m51s	<b>-1110</b>	59°	62°
48	Tmp	129	0.670	12:38:12.69	12:38:17.42	0	4.7s	<b>+47</b>	21°	62°
49	Tmp	131	0.964	12:38:59.39	12:39:02.33	0	2.9s	<b>+29</b>	21°	62°
50	Tmp	132	1.781	12:40:50.42	12:40:48.43	0	2.0s	<b>-20</b>	18°	62°
51	Tmp	138	2.760	12:42:36.81	12:42:36.76	0	0.1s	<b>[-1]</b>	3°	62°
52	Tmp	142	4.160	12:45:03.75	12:45:10.33	0	6.6s	<b>[+66]</b>	30°	61°

PC	Tp	Trc	DistPC	Ideal	Passagem	Pen	Erro	Pontos	NoPC	AtePC
53	Tmp	147	6.124	12:48:14.29	12:48:14.65	0	0.4s	<b>[+4]</b>	8°	61°
54	Tmp	155	0.280	13:03:06.27	13:02:36.60	0	29.7s	<b>-297</b>	46°	61°
55	Tmp	157	0.713	13:04:22.63	13:04:16.49	0	6.1s	<b>-61</b>	33°	61°
56	Tmp	159	1.193	13:05:40.78	13:05:37.11	0	3.7s	<b>-37</b>	29°	61°
57	Tmp	162	2.759	13:10:04.10	13:10:06.56	0	2.5s	<b>+25</b>	26°	61°
58	Tmp	168	4.019	13:12:16.79	13:12:21.22	0	4.4s	<b>+44</b>	26°	60°
59	Tmp	175	0.401	13:16:27.69	13:16:21.98	0	5.7s	<b>-57</b>	30°	60°
60	Tmp	180	1.618	13:20:13.60	13:19:59.18	0	14.4s	<b>-144</b>	34°	60°
61	Tmp	187	3.172	13:23:33.40	13:23:37.24	0	3.8s	<b>+38</b>	23°	60°
62	Tmp	198	5.213	13:28:11.12	13:28:19.90	0	8.8s	<b>[+88]</b>	33°	60°

Num	77	Pen	0	PCZ	0	Total PP	198094	Col. Final	60°
-----	----	-----	---	-----	---	----------	--------	------------	-----





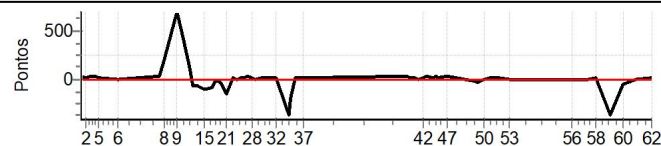
## PETROPOLIS - RJ - Mitsubishi MotorSports 2021

### Performance Individual

PC	Tp	Trc	DistPC	Ideal	Passagem	Pen	Erro	Pontos	NoPC	AtePC
<b>N</b> <b>u</b> <b>m</b>	<b>78</b>	78 / Affonso Zampirolli Faria / Angela Maria de Freitas Faria								
		Cat / NL / Largada		TURISMO LIGHT / 78 / 10:18:00						
		Ponte Nova-MG			L200 TRITON 3.2 DIESEL A/T					
PC	Tp	Trc	DistPC	Ideal	Passagem	Pen	Erro	Pontos	NoPC	AtePC
1	Tmp	3	0.297	10:48:42.93	10:48:46.49	0	3.6s	+36	27 °	23 °
2	Tmp	3	0.918	10:50:05.73	10:50:08.17	0	2.4s	+24	25 °	22 °
3	Tmp	6	1.552	10:51:25.76	10:51:29.70	0	3.9s	+39	21 °	21 °
4	Tmp	7	1.954	10:52:38.23	10:52:41.90	0	3.7s	+37	13 °	18 °
5	Tmp	7	2.301	10:53:47.63	10:53:50.22	0	2.6s	+26	10 °	14 °
6	Tmp	12	3.974	10:59:07.43	10:59:08.16	0	0.7s	+7	2 °	12 °
7	Tmp	20	0.385	11:10:43.03	11:10:46.12	0	3.1s	+31	18 °	11 °
8	Tmp	23	1.159	11:12:08.18	11:12:29.20	0	21.0s	+210	34 °	13 °
9	Tmp	27	2.528	11:15:51.25	11:17:01.31	0	1m10s	[+701]	47 °	15 °
10	Tmp	30	3.226	11:17:21.74	11:18:03.42	0	41.7s	[+417]	40 °	20 °
11	Tmp	34	3.936	11:19:05.02	11:19:17.28	0	12.3s	+123	20 °	21 °
12	Tmp	35	4.393	11:20:13.22	11:20:06.26	0	7.0s	-70	17 °	20 °
13	Tmp	35	4.740	11:20:54.86	11:20:48.97	0	5.9s	-59	19 °	20 °
14	Tmp	37	5.112	11:21:38.48	11:21:32.22	0	6.3s	-63	20 °	19 °
15	Tmp	38	5.745	11:23:20.97	11:23:11.19	0	9.8s	-98	22 °	19 °
16	Tmp	38	5.969	11:23:59.37	11:23:49.13	0	10.2s	-102	25 °	20 °
17	Tmp	39	6.738	11:25:43.08	11:25:34.77	0	8.3s	-83	21 °	20 °
18	Tmp	40	7.019	11:26:24.08	11:26:23.06	0	1.0s	[-10]	7 °	19 °
19	Tmp	41	7.316	11:27:11.98	11:27:10.27	0	1.7s	-17	12 °	18 °
20	Tmp	45	7.708	11:28:06.68	11:28:01.48	0	5.2s	-52	18 °	18 °
21	Tmp	47	8.262	11:29:33.97	11:29:20.01	0	14.0s	-140	28 °	18 °
22	Tmp	50	0.251	11:31:27.18	11:31:29.27	0	2.1s	+21	16 °	18 °
23	Tmp	53	0.635	11:32:17.59	11:32:17.92	0	0.3s	+3	6 °	18 °
24	Tmp	54	0.950	11:32:57.86	11:32:58.18	0	0.3s	+3	6 °	18 °
25	Tmp	56	1.423	11:33:45.60	11:33:47.13	0	1.5s	+15	16 °	18 °
26	Tmp	58	1.904	11:34:34.36	11:34:35.96	0	1.6s	+16	15 °	18 °
27	Tmp	60	2.274	11:35:16.68	11:35:20.00	0	3.3s	+33	16 °	18 °
28	Tmp	62	3.041	11:36:41.79	11:36:43.52	0	1.7s	+17	11 °	17 °
29	Tmp	64	3.435	11:37:29.65	11:37:30.75	0	1.1s	+11	13 °	16 °
30	Tmp	68	4.405	11:39:20.44	11:39:23.04	0	2.6s	+26	16 °	16 °
31	Tmp	73	5.421	11:41:47.41	11:41:49.65	0	2.2s	+22	8 °	16 °
32	Tmp	77	6.113	11:43:31.55	11:43:33.52	0	2.0s	+20	14 °	16 °
33	Tmp	83	0.208	11:47:14.39	11:46:38.26	0	36.1s	-361	41 °	17 °
34	Tmp	84	0.575	11:47:47.73	11:47:28.80	0	18.9s	-189	36 °	17 °
35	Tmp	86	1.060	11:48:47.81	11:48:49.84	0	2.0s	+20	15 °	17 °
36	Tmp	89	1.767	11:49:55.10	11:49:57.31	0	2.2s	+22	16 °	16 °
37	Tmp	91	2.431	11:51:09.29	11:51:11.37	0	2.1s	+21	20 °	16 °
38	Tmp	97	0.504	12:20:34.28	12:20:37.58	0	3.3s	+33	24 °	16 °
39	Tmp	98	0.944	12:21:13.46	12:21:15.39	0	1.9s	+19	23 °	16 °
40	Tmp	103	1.729	12:22:36.02	12:22:37.71	0	1.7s	+17	21 °	16 °
41	Tmp	106	2.281	12:23:43.81	12:23:44.80	0	1.0s	[+10]	13 °	16 °
42	Tmp	108	2.928	12:25:02.88	12:25:04.90	0	2.0s	+20	20 °	16 °
43	Tmp	110	3.450	12:26:00.65	12:26:03.70	0	3.1s	+31	20 °	16 °
44	Tmp	111	4.246	12:27:31.19	12:27:33.91	0	2.7s	+27	19 °	16 °
45	Tmp	113	4.745	12:28:29.50	12:28:32.38	0	2.9s	+29	21 °	16 °
46	Tmp	114	5.077	12:29:07.58	12:29:10.26	0	2.7s	+27	12 °	16 °
47	Tmp	120	6.194	12:31:39.21	12:31:42.45	0	3.2s	+32	17 °	16 °
48	Tmp	129	0.670	12:39:12.69	12:39:11.30	0	1.4s	-14	15 °	16 °
49	Tmp	131	0.964	12:39:59.39	12:39:56.69	0	2.7s	-27	19 °	16 °
50	Tmp	132	1.781	12:41:50.42	12:41:50.09	0	0.3s	-3	4 °	16 °
51	Tmp	138	2.760	12:43:36.81	12:43:38.73	0	1.9s	+19	25 °	16 °
52	Tmp	142	4.160	12:46:03.75	12:46:05.53	0	1.8s	+18	19 °	16 °

PC	Tp	Trc	DistPC	Ideal	Passagem	Pen	Erro	Pontos	NoPC	AtePC
53	Tmp	147	6.124	12:49:14.29	12:49:15.08	0	0.8s	+8	15 °	16 °
54	Tmp	155	0.280	13:04:06.27	13:04:06.71	0	0.4s	+4	8 °	16 °
55	Tmp	157	0.713	13:05:22.63	13:05:23.46	0	0.8s	+8	11 °	16 °
56	Tmp	159	1.193	13:06:40.78	13:06:41.70	0	0.9s	+9	13 °	15 °
57	Tmp	162	2.759	13:11:04.10	13:11:04.95	0	0.9s	+9	12 °	15 °
58	Tmp	168	4.019	13:13:16.79	13:13:18.12	0	1.3s	+13	11 °	15 °
59	Tmp	175	0.401	13:17:27.69	13:16:52.37	0	35.3s	-353	48 °	17 °
60	Tmp	180	1.618	13:21:13.60	13:21:09.31	0	4.3s	-43	25 °	17 °
61	Tmp	187	3.172	13:24:33.40	13:24:33.92	0	0.5s	+5	4 °	16 °
62	Tmp	198	5.213	13:29:11.12	13:29:13.17	0	2.1s	+21	17 °	16 °

Num	78	Pen	0	PCZ	0	Total PP	2806	Col. Final	16°
-----	----	-----	---	-----	---	----------	------	------------	-----





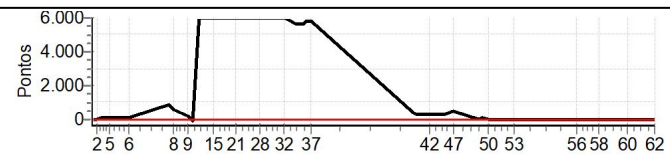
## PETROPOLIS - RJ - Mitsubishi MotorSports 2021

### Performance Individual

PC	Tp	Trc	DistPC	Ideal	Passagem	Pen	Erro	Pontos	NoPC	AtePC
<b>N</b> <b>u</b> <b>m</b>	<b>79</b>	79 / Chandler Bonicenha Aride / Alessandra Faria Aride								
		Cat / NL / Largada		TURISMO LIGHT / 79 / 10:19:00						
		Vargem Alta-es		PAJERO TR4 FLEX 2.0 4X4 MT 5P						
PC	Tp	Trc	DistPC	Ideal	Passagem	Pen	Erro	Pontos	NoPC	AtePC
1	Tmp	3	0.297	10:49:42.93	10:49:43.68	0	0.8s	[+8]	7°	7°
2	Tmp	3	0.918	10:51:05.73	10:51:07.26	0	1.5s	+15	21°	9°
3	Tmp	6	1.552	10:52:25.76	10:52:28.53	0	2.8s	+28	13°	9°
4	Tmp	7	1.954	10:53:38.23	10:53:40.92	0	2.7s	+27	8°	8°
5	Tmp	7	2.301	10:54:47.63	10:54:52.01	0	4.4s	+44	16°	9°
6	Tmp	12	3.974	11:00:07.43	11:00:14.28	0	6.9s	+69	22°	9°
7	Tmp	20	0.385	11:11:43.03	11:13:02.96	0	1m19s	[+799]	47°	14°
8	Tmp	23	1.159	11:13:08.18	11:14:05.99	0	57.8s	[+578]	43°	24°
9	Tmp	27	2.528	11:16:51.25	11:17:03.21	0	12.0s	+120	28°	25°
10	Tmp	30	3.226	11:18:21.74	11:18:09.77	0	12.0s	-120	29°	27°
11	Tmp	34	3.936	11:20:05.02	--:--:--	0		+6000	66°	49°
12	Tmp	35	4.393	11:21:13.22	--:--:--	0		+6000	66°	53°
13	Tmp	35	4.740	11:21:54.86	--:--:--	0		+6000	66°	55°
14	Tmp	37	5.112	11:22:38.48	--:--:--	0		+6000	66°	56°
15	Tmp	38	5.745	11:24:20.97	--:--:--	0		+6000	66°	57°
16	Tmp	38	5.969	11:24:59.37	--:--:--	0		+6000	66°	57°
17	Tmp	39	6.738	11:26:43.08	--:--:--	0		+6000	66°	64°
18	Tmp	40	7.019	11:27:24.08	--:--:--	0		+6000	66°	64°
19	Tmp	41	7.316	11:28:11.98	--:--:--	0		+6000	66°	64°
20	Tmp	45	7.708	11:29:06.68	--:--:--	0		+6000	66°	64°
21	Tmp	47	8.262	11:30:33.97	--:--:--	0		+6000	67°	65°
22	Tmp	50	0.251	11:32:27.18	11:42:58.29	0	10m31s	+6000	67°	65°
23	Tmp	53	0.635	11:33:17.59	11:43:36.80	0	10m19s	+6000	67°	65°
24	Tmp	54	0.950	11:33:57.86	11:44:07.90	0	10m10s	+6000	67°	65°
25	Tmp	56	1.423	11:34:45.60	11:45:01.45	0	10m15s	+6000	67°	65°
26	Tmp	58	1.904	11:35:34.36	11:46:06.77	0	10m32s	+6000	67°	65°
27	Tmp	60	2.274	11:36:16.68	11:48:01.61	0	11m44s	+6000	67°	65°
28	Tmp	62	3.041	11:37:41.79	11:49:43.05	0	12m01s	+6000	67°	65°
29	Tmp	64	3.435	11:38:29.65	11:50:15.90	0	11m46s	+6000	67°	65°
30	Tmp	68	4.405	11:40:20.44	11:51:43.60	0	11m23s	+6000	67°	65°
31	Tmp	73	5.421	11:42:47.41	11:54:08.82	0	11m21s	+6000	67°	65°
32	Tmp	77	6.113	11:44:31.55	11:55:09.43	0	10m37s	+6000	67°	65°
33	Tmp	83	0.208	11:48:14.39	11:57:37.91	0	9m23s	+5635	63°	65°
34	Tmp	84	0.575	11:48:47.73	11:58:07.96	0	9m20s	+5602	63°	65°
35	Tmp	86	1.060	11:49:47.81	11:59:10.63	0	9m22s	+5628	63°	65°
36	Tmp	89	1.767	11:50:55.10	12:00:33.23	0	9m38s	+5781	62°	65°
37	Tmp	91	2.431	11:52:09.29	12:01:48.29	0	9m39s	+5790	62°	65°
38	Tmp	97	0.504	12:21:34.28	12:22:06.51	0	32.2s	+322	49°	65°
39	Tmp	98	0.944	12:22:13.46	12:22:35.08	0	21.6s	+216	44°	65°
40	Tmp	103	1.729	12:23:36.02	12:23:59.07	0	23.1s	+231	44°	65°
41	Tmp	106	2.281	12:24:43.81	12:25:12.12	0	28.3s	+283	47°	65°
42	Tmp	108	2.928	12:26:02.88	12:26:26.09	0	23.2s	+232	45°	65°
43	Tmp	110	3.450	12:27:00.65	12:27:26.86	0	26.2s	+262	47°	65°
44	Tmp	111	4.246	12:28:31.19	12:28:55.97	0	24.8s	+248	42°	65°
45	Tmp	113	4.745	12:29:29.50	12:29:54.07	0	24.6s	+246	45°	65°
46	Tmp	114	5.077	12:30:07.58	12:30:35.72	0	28.1s	+281	46°	64°
47	Tmp	120	6.194	12:32:39.21	12:33:22.73	0	43.5s	+435	48°	63°
48	Tmp	129	0.670	12:40:12.69	12:40:13.52	0	0.8s	+8	7°	63°
49	Tmp	131	0.964	12:40:59.39	12:41:04.43	0	5.0s	+50	26°	63°
50	Tmp	132	1.781	12:42:50.42	12:42:52.38	0	2.0s	+20	17°	63°
51	Tmp	138	2.760	12:44:36.81	12:44:36.59	0	0.2s	-2	6°	63°
52	Tmp	142	4.160	12:47:03.75	12:47:05.31	0	1.6s	+16	14°	63°

PC	Tp	Trc	DistPC	Ideal	Passagem	Pen	Erro	Pontos	NoPC	AtePC
53	Tmp	147	6.124	12:50:14.29	12:50:14.24	0	0.1s	-1	4°	63°
54	Tmp	155	0.280	13:05:06.27	13:05:06.77	0	0.5s	+5	9°	63°
55	Tmp	157	0.713	13:06:22.63	13:06:23.11	0	0.5s	+5	9°	63°
56	Tmp	159	1.193	13:07:40.78	13:07:41.36	0	0.6s	+6	11°	63°
57	Tmp	162	2.759	13:12:04.10	13:12:05.89	0	1.8s	+18	18°	64°
58	Tmp	168	4.019	13:14:16.79	13:14:19.12	0	2.3s	+23	17°	63°
59	Tmp	175	0.401	13:18:27.69	13:18:26.40	0	1.3s	-13	18°	63°
60	Tmp	180	1.618	13:22:13.60	13:22:13.62	0	0.0s	0	4°	63°
61	Tmp	187	3.172	13:25:33.40	13:25:35.40	0	2.0s	+20	15°	63°
62	Tmp	198	5.213	13:30:11.12	13:30:12.05	0	0.9s	[+9]	8°	63°

Num	79	Pen	0	PCZ	1	Total PP	163802	Col. Final	NC
-----	----	-----	---	-----	---	----------	--------	------------	----





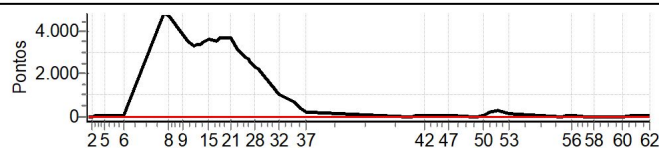
## PETROPOLIS - RJ - Mitsubishi MotorSports 2021

### Performance Individual

PC	Tp	Trc	DistPC	Ideal	Passagem	Pen	Erro	Pontos	NoPC	AtePC
<b>N</b> <b>u</b> <b>m</b>	<b>80</b>	80 / Francisco da Silva Junior / Caio Henrique da Silva Barbosa								
		Cat / NL / Largada TURISMO LIGHT / 80 / 10:20:00								
		Rio de Janeiro-RJ L200 TRITON SAVANA 3.2 DIESEL M								
PC	Tp	Trc	DistPC	Ideal	Passagem	Pen	Erro	Pontos	NoPC	AtePC
1	Tmp	3	0.297	10:50:42.93	10:50:41.66	0	1.3s	-13	12°	50°
2	Tmp	3	0.918	10:52:05.73	10:52:07.26	0	1.5s	+15	20°	16°
3	Tmp	6	1.552	10:53:25.76	10:53:32.04	0	6.3s	+63	28°	14°
4	Tmp	7	1.954	10:54:38.23	10:54:47.74	0	9.5s	+95	24°	16°
5	Tmp	7	2.301	10:55:47.63	10:55:52.57	0	4.9s	+49	19°	17°
6	Tmp	12	3.974	11:01:07.43	11:01:10.26	0	2.8s	+28	12°	16°
7	Tmp	20	0.385	11:12:43.03	11:20:47.61	0	8m04s	+4846	62°	55°
8	Tmp	23	1.159	11:14:08.18	11:22:02.12	0	7m53s	+4739	62°	57°
9	Tmp	27	2.528	11:17:51.25	11:24:13.52	0	6m22s	+3823	60°	58°
10	Tmp	30	3.226	11:19:21.74	11:25:13.76	0	5m52s	+3520	59°	58°
11	Tmp	34	3.936	11:21:05.02	11:26:40.39	0	5m35s	+3354	57°	58°
12	Tmp	35	4.393	11:22:13.22	11:27:50.58	0	5m37s	+3374	57°	58°
13	Tmp	35	4.740	11:22:54.86	11:28:37.27	0	5m42s	+3424	57°	58°
14	Tmp	37	5.112	11:23:38.48	11:29:24.82	0	5m46s	+3463	57°	58°
15	Tmp	38	5.745	11:25:20.97	11:31:27.00	0	6m06s	+3660	57°	58°
16	Tmp	38	5.969	11:25:59.37	11:32:03.20	0	6m03s	+3638	57°	58°
17	Tmp	39	6.738	11:27:43.08	11:33:40.53	0	5m57s	+3575	59°	57°
18	Tmp	40	7.019	11:28:24.08	11:34:37.65	0	6m13s	+3736	60°	57°
19	Tmp	41	7.316	11:29:11.98	11:35:20.35	0	6m08s	+3684	60°	57°
20	Tmp	45	7.708	11:30:06.68	11:36:18.68	0	6m12s	+3720	59°	57°
21	Tmp	47	8.262	11:31:33.97	11:37:45.69	0	6m11s	+3717	59°	58°
22	Tmp	50	0.251	11:33:27.18	11:38:45.78	0	5m18s	+3186	57°	58°
23	Tmp	53	0.635	11:34:17.59	11:39:23.14	0	5m05s	+3056	56°	58°
24	Tmp	54	0.950	11:34:57.86	11:39:56.26	0	4m58s	+2984	56°	58°
25	Tmp	56	1.423	11:35:45.60	11:40:28.29	0	4m42s	+2827	55°	58°
26	Tmp	58	1.904	11:36:34.36	11:41:05.92	0	4m31s	+2716	55°	58°
27	Tmp	60	2.274	11:37:16.68	11:41:33.41	0	4m16s	+2567	54°	58°
28	Tmp	62	3.041	11:38:41.79	11:42:37.18	0	3m55s	+2354	54°	58°
29	Tmp	64	3.435	11:39:29.65	11:43:15.12	0	3m45s	+2255	54°	58°
30	Tmp	68	4.405	11:41:20.44	11:44:27.52	0	3m07s	+1871	52°	58°
31	Tmp	73	5.421	11:43:47.41	11:46:06.38	0	2m19s	+1390	48°	56°
32	Tmp	77	6.113	11:45:31.55	11:47:15.42	0	1m43s	+1039	47°	56°
33	Tmp	83	0.208	11:49:14.39	11:50:31.02	0	1m16s	+766	46°	55°
34	Tmp	84	0.575	11:49:47.73	11:50:54.36	0	1m06s	+666	46°	55°
35	Tmp	86	1.060	11:50:47.81	11:51:40.59	0	52.8s	+528	44°	54°
36	Tmp	89	1.767	11:51:55.10	11:52:34.79	0	39.7s	+397	44°	54°
37	Tmp	91	2.431	11:53:09.29	11:53:31.42	0	22.1s	+221	39°	54°
38	Tmp	97	0.504	12:22:34.28	12:22:36.00	0	1.7s	+17	15°	54°
39	Tmp	98	0.944	12:23:13.46	12:23:14.88	0	1.4s	+14	18°	54°
40	Tmp	103	1.729	12:24:36.02	12:24:38.18	0	2.2s	+22	24°	54°
41	Tmp	106	2.281	12:25:43.81	12:25:45.96	0	2.2s	+22	20°	53°
42	Tmp	108	2.928	12:27:02.88	12:27:06.04	0	3.2s	+32	28°	53°
43	Tmp	110	3.450	12:28:00.65	12:28:06.47	0	5.8s	+58	34°	53°
44	Tmp	111	4.246	12:29:31.19	12:29:35.81	0	4.6s	+46	33°	53°
45	Tmp	113	4.745	12:30:29.50	12:30:36.14	0	6.6s	+66	34°	53°
46	Tmp	114	5.077	12:31:07.58	12:31:14.71	0	7.1s	+71	33°	52°
47	Tmp	120	6.194	12:33:39.21	12:33:47.71	0	8.5s	+85	32°	52°
48	Tmp	129	0.670	12:41:12.69	12:41:13.38	0	0.7s	+7	6°	52°
49	Tmp	131	0.964	12:41:59.39	12:41:58.60	0	0.8s	-8	10°	52°
50	Tmp	132	1.781	12:43:50.42	12:43:57.04	0	6.6s	+66	30°	52°
51	Tmp	138	2.760	12:45:36.81	12:45:58.70	0	21.9s	+219	41°	52°
52	Tmp	142	4.160	12:48:03.75	12:48:30.33	0	26.6s	+266	45°	51°

PC	Tp	Trc	DistPC	Ideal	Passagem	Pen	Erro	Pontos	NoPC	AtePC
53	Tmp	147	6.124	12:51:14.29	12:51:30.26	0	16.0s	+160	41°	50°
54	Tmp	155	0.280	13:06:06.27	13:06:04.72	0	1.6s	-16	16°	50°
55	Tmp	157	0.713	13:07:22.63	13:07:25.57	0	2.9s	+29	24°	50°
56	Tmp	159	1.193	13:08:40.78	13:08:43.32	0	2.5s	+25	24°	50°
57	Tmp	162	2.759	13:13:04.10	13:13:05.63	0	1.5s	+15	16°	50°
58	Tmp	168	4.019	13:15:16.79	13:15:17.13	0	0.3s	+3	3°	48°
59	Tmp	175	0.401	13:19:27.69	13:19:27.83	0	0.1s	+1	5°	48°
60	Tmp	180	1.618	13:23:13.60	13:23:12.65	0	1.0s	-10	9°	48°
61	Tmp	187	3.172	13:26:33.40	13:26:39.30	0	5.9s	+59	30°	48°
62	Tmp	198	5.213	13:31:11.12	13:31:20.20	0	9.1s	+91	35°	48°

Num	80	Pen	0	PCZ	0	Total PP	84320	Col. Final	48°
-----	----	-----	---	-----	---	----------	-------	------------	-----





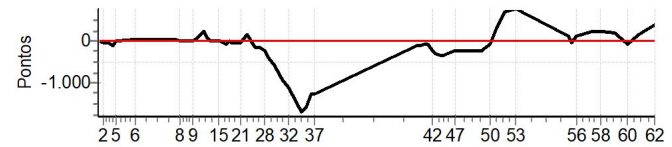
## PETROPOLIS - RJ - Mitsubishi MotorSports 2021

### Performance Individual

PC	Tp	Trc	DistPC	Ideal	Passagem	Pen	Erro	Pontos	NoPC	AtePC
<b>N</b> <b>u</b> <b>m</b>	<b>81</b>	81 / Jorge Caliman / Maria Inez V Caliman								
		Cat / NL / Largada		TURISMO LIGHT / 81 / 10:21:00						
		Niteroi-RJ			PAJERO TR4 FLEX 2.0 4X4 MT 5P					
PC	Tp	Trc	DistPC	Ideal	Passagem	Pen	Erro	Pontos	NoPC	AtePC
1	Tmp	3	0.297	10:51:42.93	10:51:46.11	0	3.2s	+32	26 °	22 °
2	Tmp	3	0.918	10:53:05.73	10:53:01.90	0	3.8s	-38	28 °	28 °
3	Tmp	6	1.552	10:54:25.76	10:54:22.17	0	3.6s	-36	20 °	28 °
4	Tmp	7	1.954	10:55:38.23	10:55:27.67	0	10.6s	-106	25 °	28 °
5	Tmp	7	2.301	10:56:47.63	10:56:47.33	0	0.3s	[-3]	3 °	20 °
6	Tmp	12	3.974	11:02:07.43	11:02:13.36	0	5.9s	+59	21 °	17 °
7	Tmp	20	0.385	11:13:43.03	11:13:48.76	0	5.7s	+57	21 °	17 °
8	Tmp	23	1.159	11:15:08.18	11:15:11.37	0	3.2s	+32	18 °	15 °
9	Tmp	27	2.528	11:18:51.25	11:18:52.85	0	1.6s	+16	12 °	14 °
10	Tmp	30	3.226	11:20:21.74	11:20:29.56	0	7.8s	+78	23 °	13 °
11	Tmp	34	3.936	11:22:05.02	11:22:31.23	0	26.2s	+262	29 °	13 °
12	Tmp	35	4.393	11:23:13.22	11:23:23.65	0	10.4s	+104	21 °	13 °
13	Tmp	35	4.740	11:23:54.86	11:23:57.20	0	2.3s	+23	13 °	13 °
14	Tmp	37	5.112	11:24:38.48	11:24:39.33	0	0.9s	[+9]	6 °	13 °
15	Tmp	38	5.745	11:26:20.97	11:26:23.28	0	2.3s	+23	9 °	13 °
16	Tmp	38	5.969	11:26:59.37	11:27:01.69	0	2.3s	+23	12 °	13 °
17	Tmp	39	6.738	11:28:43.08	11:28:35.13	0	8.0s	-80	20 °	13 °
18	Tmp	40	7.019	11:29:24.08	11:29:24.18	0	0.1s	+1	3 °	12 °
19	Tmp	41	7.316	11:30:11.98	11:30:08.09	0	3.9s	-39	18 °	13 °
20	Tmp	45	7.708	11:31:06.68	11:31:03.52	0	3.2s	-32	10 °	12 °
21	Tmp	47	8.262	11:32:33.97	11:32:30.39	0	3.6s	-36	16 °	13 °
22	Tmp	50	0.251	11:34:27.18	11:34:45.79	0	18.6s	+186	33 °	14 °
23	Tmp	53	0.635	11:35:17.59	11:35:24.33	0	6.7s	+67	26 °	14 °
24	Tmp	54	0.950	11:35:57.86	11:35:54.53	0	3.3s	-33	25 °	14 °
25	Tmp	56	1.423	11:36:45.60	11:36:30.28	0	15.3s	-153	34 °	14 °
26	Tmp	58	1.904	11:37:34.36	11:37:19.48	0	14.9s	-149	35 °	15 °
27	Tmp	60	2.274	11:38:16.68	11:38:03.07	0	13.6s	-136	32 °	15 °
28	Tmp	62	3.041	11:39:41.79	11:39:17.88	0	23.9s	-239	37 °	18 °
29	Tmp	64	3.435	11:40:29.65	11:39:53.34	0	36.3s	-363	40 °	19 °
30	Tmp	68	4.405	11:42:20.44	11:41:20.36	0	1m00s	-601	42 °	20 °
31	Tmp	73	5.421	11:44:47.41	11:43:13.30	0	1m34s	-941	46 °	21 °
32	Tmp	77	6.113	11:46:31.55	11:44:39.42	0	1m52s	-1121	48 °	23 °
33	Tmp	83	0.208	11:50:14.39	11:47:20.81	0	2m53s	-1736	51 °	28 °
34	Tmp	84	0.575	11:50:47.73	11:47:57.39	0	2m50s	-1703	51 °	32 °
35	Tmp	86	1.060	11:51:47.81	11:49:05.71	0	2m42s	-1621	51 °	33 °
36	Tmp	89	1.767	11:52:55.10	11:50:43.36	0	2m11s	-1317	50 °	35 °
37	Tmp	91	2.431	11:54:09.29	11:51:57.97	0	2m11s	-1313	50 °	36 °
38	Tmp	97	0.504	12:23:34.28	12:23:24.49	0	9.8s	-98	39 °	36 °
39	Tmp	98	0.944	12:24:13.46	12:24:05.10	0	8.4s	-84	37 °	35 °
40	Tmp	103	1.729	12:25:36.02	12:25:28.12	0	7.9s	-79	38 °	35 °
41	Tmp	106	2.281	12:26:43.81	12:26:36.47	0	7.3s	-73	37 °	35 °
42	Tmp	108	2.928	12:28:02.88	12:27:38.70	0	24.2s	-242	46 °	35 °
43	Tmp	110	3.450	12:29:00.65	12:28:30.85	0	29.8s	-298	48 °	35 °
44	Tmp	111	4.246	12:30:31.19	12:29:56.12	0	35.1s	-351	47 °	35 °
45	Tmp	113	4.745	12:31:29.50	12:30:53.47	0	36.0s	-360	48 °	35 °
46	Tmp	114	5.077	12:32:07.58	12:31:35.47	0	32.1s	-321	47 °	36 °
47	Tmp	120	6.194	12:34:39.21	12:34:16.29	0	22.9s	-229	42 °	36 °
48	Tmp	129	0.670	12:42:12.69	12:41:50.22	0	22.5s	-225	36 °	34 °
49	Tmp	131	0.964	12:42:59.39	12:42:41.38	0	18.0s	-180	39 °	33 °
50	Tmp	132	1.781	12:44:50.42	12:44:45.07	0	5.4s	-54	28 °	33 °
51	Tmp	138	2.760	12:46:36.81	12:47:09.67	0	32.9s	+329	46 °	33 °
52	Tmp	142	4.160	12:49:03.75	12:50:17.56	0	1m13s	[+738]	52 °	32 °

PC	Tp	Trc	DistPC	Ideal	Passagem	Pen	Erro	Pontos	NoPC	AtePC
53	Tmp	147	6.124	12:52:14.29	12:53:35.53	0	1m21s	[+812]	52 °	32 °
54	Tmp	155	0.280	13:07:06.27	13:07:19.40	0	13.1s	+131	39 °	32 °
55	Tmp	157	0.713	13:08:22.63	13:08:21.57	0	1.1s	-11	16 °	32 °
56	Tmp	159	1.193	13:09:40.78	13:09:52.88	0	12.1s	+121	40 °	32 °
57	Tmp	162	2.759	13:14:04.10	13:14:28.67	0	24.6s	+246	46 °	32 °
58	Tmp	168	4.019	13:16:16.79	13:16:41.83	0	25.0s	+250	48 °	32 °
59	Tmp	175	0.401	13:20:27.69	13:20:50.56	0	22.9s	+229	39 °	32 °
60	Tmp	180	1.618	13:24:13.60	13:24:05.74	0	7.9s	-79	30 °	32 °
61	Tmp	187	3.172	13:27:33.40	13:27:51.73	0	18.3s	+183	39 °	32 °
62	Tmp	198	5.213	13:32:11.12	13:32:51.42	0	40.3s	+403	47 °	32 °

Num	81	Pen	0	PCZ	0	Total PP	17332	Col. Final	32°
-----	----	-----	---	-----	---	----------	-------	------------	-----





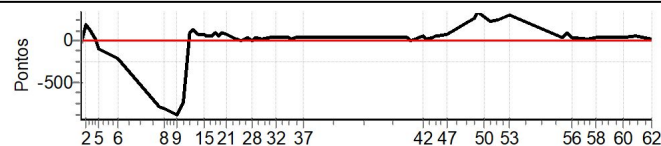
## PETROPOLIS - RJ - Mitsubishi MotorSports 2021

### Performance Individual

PC	Tp	Trc	DistPC	Ideal	Passagem	Pen	Erro	Pontos	NoPC	AtePC
<b>N</b> <b>u</b> <b>m</b>	<b>82</b>	82 / Robson Pereira Conforte / Vanildo Moreira Junior								
		Cat / NL / Largada		TURISMO LIGHT / 82 / 10:22:00						
		Petropolis-RJ				L200 TRITON 3.2 DIESEL MT/GLS				
PC	Tp	Trc	DistPC	Ideal	Passagem	Pen	Erro	Pontos	NoPC	AtePC
1	Tmp	3	0.297	10:52:42.93	10:52:38.91	0	4.0s	-40	28 °	54 °
2	Tmp	3	0.918	10:54:05.73	10:54:22.73	0	17.0s	+170	40 °	31 °
3	Tmp	6	1.552	10:55:25.76	10:55:36.51	0	10.8s	+108	36 °	33 °
4	Tmp	7	1.954	10:56:38.23	10:56:39.87	0	1.6s	+16	5 °	24 °
5	Tmp	7	2.301	10:57:47.63	10:57:36.62	0	11.0s	-110	23 °	23 °
6	Tmp	12	3.974	11:03:07.43	11:02:46.70	0	20.7s	-207	29 °	23 °
7	Tmp	20	0.385	11:14:43.03	11:13:26.97	0	1m16s	-761	46 °	37 °
8	Tmp	23	1.159	11:16:08.18	11:14:49.09	0	1m19s	-791	47 °	40 °
9	Tmp	27	2.528	11:19:51.25	11:18:25.07	0	1m26s	-862	49 °	43 °
10	Tmp	30	3.226	11:21:21.74	11:20:10.88	0	1m10s	-709	49 °	43 °
11	Tmp	34	3.936	11:23:05.02	11:23:14.24	0	9.2s	+92	17 °	41 °
12	Tmp	35	4.393	11:24:13.22	11:24:25.53	0	12.3s	+123	23 °	39 °
13	Tmp	35	4.740	11:24:54.86	11:25:02.51	0	7.7s	+77	21 °	37 °
14	Tmp	37	5.112	11:25:38.48	11:25:44.56	0	6.1s	+61	18 °	36 °
15	Tmp	38	5.745	11:27:20.97	11:27:27.12	0	6.2s	+62	20 °	34 °
16	Tmp	38	5.969	11:27:59.37	11:28:04.38	0	5.0s	+50	19 °	31 °
17	Tmp	39	6.738	11:29:43.08	11:29:48.62	0	5.5s	+55	18 °	30 °
18	Tmp	40	7.019	11:30:24.08	11:30:31.72	0	7.6s	+76	16 °	30 °
19	Tmp	41	7.316	11:31:11.98	11:31:16.90	0	4.9s	+49	19 °	30 °
20	Tmp	45	7.708	11:32:06.68	11:32:15.30	0	8.6s	+86	20 °	29 °
21	Tmp	47	8.262	11:33:33.97	11:33:40.58	0	6.6s	+66	21 °	28 °
22	Tmp	50	0.251	11:35:27.18	11:35:29.90	0	2.7s	+27	19 °	25 °
23	Tmp	53	0.635	11:36:17.59	11:36:18.81	0	1.2s	+12	15 °	24 °
24	Tmp	54	0.950	11:36:57.86	11:36:58.02	0	0.2s	+2	5 °	23 °
25	Tmp	56	1.423	11:37:45.60	11:37:45.15	0	0.5s	-5	7 °	23 °
26	Tmp	58	1.904	11:38:34.36	11:38:35.57	0	1.2s	+12	14 °	23 °
27	Tmp	60	2.274	11:39:16.68	11:39:20.19	0	3.5s	+35	18 °	23 °
28	Tmp	62	3.041	11:40:41.79	11:40:41.78	0	0.0s	0	1 °	23 °
29	Tmp	64	3.435	11:41:29.65	11:41:33.27	0	3.6s	+36	23 °	23 °
30	Tmp	68	4.405	11:43:20.44	11:43:22.00	0	1.6s	+16	12 °	23 °
31	Tmp	73	5.421	11:45:47.41	11:45:50.24	0	2.8s	+28	18 °	23 °
32	Tmp	77	6.113	11:47:31.55	11:47:33.99	0	2.4s	+24	16 °	22 °
33	Tmp	83	0.208	11:51:14.39	11:51:16.64	0	2.3s	+23	12 °	22 °
34	Tmp	84	0.575	11:51:47.73	11:51:49.19	0	1.5s	+15	14 °	22 °
35	Tmp	86	1.060	11:52:47.81	11:52:50.11	0	2.3s	+23	18 °	22 °
36	Tmp	89	1.767	11:53:55.10	11:53:57.32	0	2.2s	+22	15 °	22 °
37	Tmp	91	2.431	11:55:09.29	11:55:11.31	0	2.0s	+20	19 °	22 °
38	Tmp	97	0.504	12:24:34.28	12:24:36.32	0	2.0s	+20	17 °	22 °
39	Tmp	98	0.944	12:25:13.46	12:25:12.12	0	1.3s	-13	17 °	22 °
40	Tmp	103	1.729	12:26:36.02	12:26:37.02	0	1.0s	[+10]	15 °	22 °
41	Tmp	106	2.281	12:27:43.81	12:27:46.42	0	2.6s	+26	22 °	22 °
42	Tmp	108	2.928	12:29:02.88	12:29:06.90	0	4.0s	+40	33 °	22 °
43	Tmp	110	3.450	12:30:00.65	12:30:02.04	0	1.4s	+14	12 °	22 °
44	Tmp	111	4.246	12:31:31.19	12:31:33.73	0	2.5s	+25	17 °	22 °
45	Tmp	113	4.745	12:32:29.50	12:32:34.02	0	4.5s	+45	26 °	22 °
46	Tmp	114	5.077	12:33:07.58	12:33:12.37	0	4.8s	+48	22 °	22 °
47	Tmp	120	6.194	12:35:39.21	12:35:45.35	0	6.1s	+61	29 °	22 °
48	Tmp	129	0.670	12:43:12.69	12:43:38.35	0	25.7s	+257	40 °	22 °
49	Tmp	131	0.964	12:43:59.39	12:44:31.99	0	32.6s	[+326]	44 °	22 °
50	Tmp	132	1.781	12:45:50.42	12:46:18.14	0	27.7s	+277	42 °	22 °
51	Tmp	138	2.760	12:47:36.81	12:47:57.64	0	20.8s	+208	40 °	22 °
52	Tmp	142	4.160	12:50:03.75	12:50:27.69	0	23.9s	+239	43 °	22 °

PC	Tp	Trc	DistPC	Ideal	Passagem	Pen	Erro	Pontos	NoPC	AtePC
53	Tmp	147	6.124	12:53:14.29	12:53:44.13	0	29.8s	[+298]	44 °	22 °
54	Tmp	155	0.280	13:08:06.27	13:08:08.66	0	2.4s	+24	21 °	22 °
55	Tmp	157	0.713	13:09:22.63	13:09:31.46	0	8.8s	+88	35 °	22 °
56	Tmp	159	1.193	13:10:40.78	13:10:44.60	0	3.8s	+38	30 °	22 °
57	Tmp	162	2.759	13:15:04.10	13:15:04.90	0	0.8s	[+8]	9 °	22 °
58	Tmp	168	4.019	13:17:16.79	13:17:19.82	0	3.0s	+30	21 °	22 °
59	Tmp	175	0.401	13:21:27.69	13:21:30.52	0	2.8s	+28	29 °	22 °
60	Tmp	180	1.618	13:25:13.60	13:25:16.28	0	2.7s	+27	18 °	22 °
61	Tmp	187	3.172	13:28:33.40	13:28:37.73	0	4.3s	+43	25 °	22 °
62	Tmp	198	5.213	13:33:11.12	13:33:13.04	0	1.9s	+19	14 °	22 °

Num	82	Pen	0	PCZ	1	Total PP	6441	Col. Final	22°
-----	----	-----	---	-----	---	----------	------	------------	-----





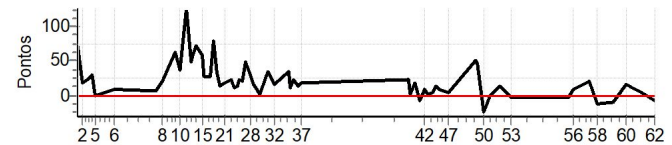
## PETROPOLIS - RJ - Mitsubishi MotorSports 2021

### Performance Individual

PC	Tp	Trc	DistPC	Ideal	Passagem	Pen	Erro	Pontos	NoPC	AtePC
<b>N</b> <b>u</b> <b>m</b>	<b>83</b>	83 / Paulo de Almeida Aguiar / Bruno Diogo								
		Cat / NL / Largada		TURISMO LIGHT / 83 / 10:23:00						
		Petropolis-RJ				PAJERO HPE 3.8 G 5P 4X4 AT-S				
PC	Tp	Trc	DistPC	Ideal	Passagem	Pen	Erro	Pontos	NoPC	AtePC
1	Tmp	3	0.297	10:53:42.93	10:53:50.19	0	7.3s	+73	31°	26°
2	Tmp	3	0.918	10:55:05.73	10:55:07.56	0	1.8s	+18	23°	20°
3	Tmp	6	1.552	10:56:25.76	10:56:28.09	0	2.3s	+23	10°	18°
4	Tmp	7	1.954	10:57:38.23	10:57:41.13	0	2.9s	+29	10°	12°
5	Tmp	7	2.301	10:58:47.63	10:58:47.60	0	0.0s	0	2°	10°
6	Tmp	12	3.974	11:04:07.43	11:04:08.34	0	0.9s	[+9]	4°	4°
7	Tmp	20	0.385	11:15:43.03	11:15:43.60	0	0.6s	+6	8°	4°
8	Tmp	23	1.159	11:17:08.18	11:17:10.21	0	2.0s	+20	15°	4°
9	Tmp	27	2.528	11:20:51.25	11:20:57.46	0	6.2s	+62	23°	8°
10	Tmp	30	3.226	11:22:21.74	11:22:25.37	0	3.6s	+36	17°	10°
11	Tmp	34	3.936	11:24:05.02	11:24:17.64	0	12.6s	[+126]	21°	10°
12	Tmp	35	4.393	11:25:13.22	11:25:18.12	0	4.9s	+49	14°	11°
13	Tmp	35	4.740	11:25:54.86	11:26:00.54	0	5.7s	+57	18°	12°
14	Tmp	37	5.112	11:26:38.48	11:26:45.81	0	7.3s	+73	21°	12°
15	Tmp	38	5.745	11:28:20.97	11:28:26.67	0	5.7s	+57	18°	12°
16	Tmp	38	5.969	11:28:59.37	11:29:02.09	0	2.7s	+27	14°	12°
17	Tmp	39	6.738	11:30:43.08	11:30:45.74	0	2.7s	+27	14°	12°
18	Tmp	40	7.019	11:31:24.08	11:31:31.90	0	7.8s	[+78]	17°	11°
19	Tmp	41	7.316	11:32:11.98	11:32:15.37	0	3.4s	+34	17°	11°
20	Tmp	45	7.708	11:33:06.68	11:33:07.96	0	1.3s	+13	7°	11°
21	Tmp	47	8.262	11:34:33.97	11:34:35.80	0	1.8s	+18	14°	11°
22	Tmp	50	0.251	11:36:27.18	11:36:29.56	0	2.4s	+24	17°	11°
23	Tmp	53	0.635	11:37:17.59	11:37:18.74	0	1.2s	+12	14°	11°
24	Tmp	54	0.950	11:37:57.86	11:37:59.20	0	1.3s	+13	18°	11°
25	Tmp	56	1.423	11:38:45.60	11:38:47.80	0	2.2s	+22	22°	11°
26	Tmp	58	1.904	11:39:34.36	11:39:36.40	0	2.0s	+20	16°	11°
27	Tmp	60	2.274	11:40:16.68	11:40:21.48	0	4.8s	+48	24°	11°
28	Tmp	62	3.041	11:41:41.79	11:41:44.70	0	2.9s	+29	19°	11°
29	Tmp	64	3.435	11:42:29.65	11:42:31.28	0	1.6s	+16	18°	12°
30	Tmp	68	4.405	11:44:20.44	11:44:20.55	0	0.1s	+1	3°	12°
31	Tmp	73	5.421	11:46:47.41	11:46:50.79	0	3.4s	+34	19°	12°
32	Tmp	77	6.113	11:48:31.55	11:48:33.16	0	1.6s	+16	9°	12°
33	Tmp	83	0.208	11:52:14.39	11:52:17.88	0	3.5s	+35	17°	12°
34	Tmp	84	0.575	11:52:47.73	11:52:48.95	0	1.2s	+12	12°	12°
35	Tmp	86	1.060	11:53:47.81	11:53:50.00	0	2.2s	+22	16°	12°
36	Tmp	89	1.767	11:54:55.10	11:54:56.38	0	1.3s	+13	11°	10°
37	Tmp	91	2.431	11:56:09.29	11:56:11.20	0	1.9s	+19	18°	10°
38	Tmp	97	0.504	12:25:34.28	12:25:36.51	0	2.2s	+22	19°	10°
39	Tmp	98	0.944	12:26:13.46	12:26:13.57	0	0.1s	+1	3°	10°
40	Tmp	103	1.729	12:27:36.02	12:27:37.78	0	1.8s	+18	23°	9°
41	Tmp	106	2.281	12:28:43.81	12:28:42.99	0	0.8s	-8	9°	9°
42	Tmp	108	2.928	12:30:02.88	12:30:03.81	0	0.9s	+9	11°	9°
43	Tmp	110	3.450	12:31:00.65	12:31:00.82	0	0.2s	+2	6°	9°
44	Tmp	111	4.246	12:32:31.19	12:32:31.63	0	0.4s	+4	5°	9°
45	Tmp	113	4.745	12:33:29.50	12:33:30.90	0	1.4s	+14	11°	9°
46	Tmp	114	5.077	12:34:07.58	12:34:08.34	0	0.8s	+8	9°	9°
47	Tmp	120	6.194	12:36:39.21	12:36:39.53	0	0.3s	+3	3°	9°
48	Tmp	129	0.670	12:44:12.69	12:44:17.77	0	5.1s	+51	22°	9°
49	Tmp	131	0.964	12:44:59.39	12:45:04.07	0	4.7s	+47	25°	9°
50	Tmp	132	1.781	12:46:50.42	12:46:48.05	0	2.4s	-24	21°	9°
51	Tmp	138	2.760	12:48:36.81	12:48:36.84	0	0.0s	0	2°	9°
52	Tmp	142	4.160	12:51:03.75	12:51:05.07	0	1.3s	+13	11°	9°

PC	Tp	Trc	DistPC	Ideal	Passagem	Pen	Erro	Pontos	NoPC	AtePC
53	Tmp	147	6.124	12:54:14.29	12:54:13.91	0	0.4s	-4	7°	9°
54	Tmp	155	0.280	13:09:06.27	13:09:06.02	0	0.3s	-3	6°	9°
55	Tmp	157	0.713	13:10:22.63	13:10:22.32	0	0.3s	-3	6°	9°
56	Tmp	159	1.193	13:11:40.78	13:11:41.72	0	0.9s	+9	12°	9°
57	Tmp	162	2.759	13:16:04.10	13:16:06.15	0	2.1s	+21	23°	9°
58	Tmp	168	4.019	13:18:16.79	13:18:15.59	0	1.2s	-12	10°	9°
59	Tmp	175	0.401	13:22:27.69	13:22:26.68	0	1.0s	[-10]	16°	8°
60	Tmp	180	1.618	13:26:13.60	13:26:15.07	0	1.5s	+15	13°	9°
61	Tmp	187	3.172	13:29:33.40	13:29:33.99	0	0.6s	+6	5°	9°
62	Tmp	198	5.213	13:34:11.12	13:34:10.33	0	0.8s	-8	7°	7°

Num	83	Pen	0	PCZ	2	Total PP	1263	Col. Final	7°
-----	----	-----	---	-----	---	----------	------	------------	----







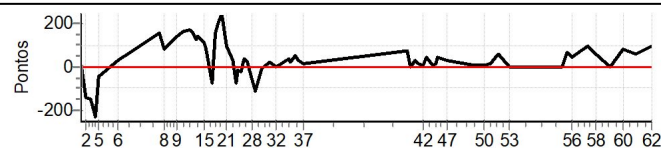
## PETROPOLIS - RJ - Mitsubishi MotorSports 2021

### Performance Individual

PC	Tp	Trc	DistPC	Ideal	Passagem	Pen	Erro	Pontos	NoPC	AtePC
<b>N</b> <b>u</b> <b>m</b>	<b>84</b>	84 / Vitor Luiz Machado Burlamaqui / Ana Carolina Esteves de Araujo								
		Cat / NL / Largada		TURISMO LIGHT / 84 / 10:24:00						
		Petropolis-RJ				PAJERO GLS 3.8 G 5P AT-S				
PC	Tp	Trc	DistPC	Ideal	Passagem	Pen	Erro	Pontos	NoPC	AtePC
1	Tmp	3	0.297	10:54:42.93	10:54:44.53	0	1.6s	+16	15°	14°
2	Tmp	3	0.918	10:56:05.73	10:55:51.31	0	14.4s	-144	39°	40°
3	Tmp	6	1.552	10:57:25.76	10:57:11.02	0	14.7s	-147	41°	41°
4	Tmp	7	1.954	10:58:38.23	10:58:15.04	0	23.2s	-232	39°	42°
5	Tmp	7	2.301	10:59:47.63	10:59:43.36	0	4.3s	-43	15°	37°
6	Tmp	12	3.974	11:05:07.43	11:05:10.39	0	3.0s	+30	13°	25°
7	Tmp	20	0.385	11:16:43.03	11:16:58.87	0	15.8s	+158	32°	22°
8	Tmp	23	1.159	11:18:08.18	11:18:16.79	0	8.6s	+86	24°	21°
9	Tmp	27	2.528	11:21:51.25	11:22:05.65	0	14.4s	+144	31°	23°
10	Tmp	30	3.226	11:23:21.74	11:23:38.20	0	16.5s	+165	31°	26°
11	Tmp	34	3.936	11:25:05.02	11:25:21.98	0	17.0s	+170	24°	26°
12	Tmp	35	4.393	11:26:13.22	11:26:28.90	0	15.7s	+157	26°	23°
13	Tmp	35	4.740	11:26:54.86	11:27:07.76	0	12.9s	+129	27°	23°
14	Tmp	37	5.112	11:27:38.48	11:27:52.54	0	14.1s	+141	25°	23°
15	Tmp	38	5.745	11:29:20.97	11:29:32.25	0	11.3s	+113	24°	23°
16	Tmp	38	5.969	11:29:59.37	11:30:08.11	0	8.7s	+87	22°	22°
17	Tmp	39	6.738	11:31:43.08	11:31:35.34	0	7.7s	-77	19°	22°
18	Tmp	40	7.019	11:32:24.08	11:32:40.14	0	16.1s	+161	22°	22°
19	Tmp	41	7.316	11:33:11.98	11:33:33.05	0	21.1s	[+211]	27°	22°
20	Tmp	45	7.708	11:34:06.68	11:34:31.52	0	24.8s	[+248]	29°	22°
21	Tmp	47	8.262	11:35:33.97	11:35:43.61	0	9.6s	+96	27°	22°
22	Tmp	50	0.251	11:37:27.18	11:37:30.17	0	3.0s	+30	21°	21°
23	Tmp	53	0.635	11:38:17.59	11:38:10.10	0	7.5s	-75	29°	21°
24	Tmp	54	0.950	11:38:57.86	11:38:56.72	0	1.1s	-11	17°	21°
25	Tmp	56	1.423	11:39:45.60	11:39:43.54	0	2.1s	-21	21°	21°
26	Tmp	58	1.904	11:40:34.36	11:40:37.83	0	3.5s	+35	21°	21°
27	Tmp	60	2.274	11:41:16.68	11:41:18.92	0	2.2s	+22	13°	21°
28	Tmp	62	3.041	11:42:41.79	11:42:35.71	0	6.1s	-61	27°	21°
29	Tmp	64	3.435	11:43:29.65	11:43:18.45	0	11.2s	-112	33°	21°
30	Tmp	68	4.405	11:45:20.44	11:45:19.40	0	1.0s	[-10]	9°	21°
31	Tmp	73	5.421	11:47:47.41	11:47:50.03	0	2.6s	+26	14°	20°
32	Tmp	77	6.113	11:49:31.55	11:49:31.43	0	0.1s	-1	2°	20°
33	Tmp	83	0.208	11:53:14.39	11:53:18.03	0	3.6s	+36	18°	20°
34	Tmp	84	0.575	11:53:47.73	11:53:49.77	0	2.0s	+20	15°	20°
35	Tmp	86	1.060	11:54:47.81	11:54:53.29	0	5.5s	+55	28°	20°
36	Tmp	89	1.767	11:55:55.10	11:55:57.98	0	2.9s	+29	19°	20°
37	Tmp	91	2.431	11:57:09.29	11:57:11.15	0	1.9s	+19	17°	19°
38	Tmp	97	0.504	12:26:34.28	12:26:41.67	0	7.4s	+74	36°	19°
39	Tmp	98	0.944	12:27:13.46	12:27:13.71	0	0.3s	+3	10°	19°
40	Tmp	103	1.729	12:28:36.02	12:28:39.10	0	3.1s	+31	28°	19°
41	Tmp	106	2.281	12:29:43.81	12:29:45.60	0	1.8s	+18	18°	19°
42	Tmp	108	2.928	12:31:02.88	12:31:03.57	0	0.7s	+7	8°	19°
43	Tmp	110	3.450	12:32:00.65	12:32:05.13	0	4.5s	+45	29°	19°
44	Tmp	111	4.246	12:33:31.19	12:33:32.26	0	1.1s	+11	9°	19°
45	Tmp	113	4.745	12:34:29.50	12:34:30.85	0	1.4s	+14	10°	19°
46	Tmp	114	5.077	12:35:07.58	12:35:12.51	0	4.9s	+49	23°	19°
47	Tmp	120	6.194	12:37:39.21	12:37:42.56	0	3.4s	+34	20°	19°
48	Tmp	129	0.670	12:45:12.69	12:45:13.76	0	1.1s	+11	12°	19°
49	Tmp	131	0.964	12:45:59.39	12:46:00.23	0	0.8s	[+8]	9°	19°
50	Tmp	132	1.781	12:47:50.42	12:47:51.01	0	0.6s	+6	8°	19°
51	Tmp	138	2.760	12:49:36.81	12:49:38.74	0	1.9s	+19	24°	19°
52	Tmp	142	4.160	12:52:03.75	12:52:09.61	0	5.9s	+59	26°	19°

PC	Tp	Trc	DistPC	Ideal	Passagem	Pen	Erro	Pontos	NoPC	AtePC
53	Tmp	147	6.124	12:55:14.29	12:55:14.30	0	0.0s	0	1°	19°
54	Tmp	155	0.280	13:10:06.27	13:10:06.14	0	0.1s	-1	1°	19°
55	Tmp	157	0.713	13:11:22.63	13:11:29.54	0	6.9s	+69	34°	19°
56	Tmp	159	1.193	13:12:40.78	13:12:45.33	0	4.6s	+46	31°	19°
57	Tmp	162	2.759	13:17:04.10	13:17:14.19	0	10.1s	+101	41°	19°
58	Tmp	168	4.019	13:19:16.79	13:19:22.86	0	6.1s	+61	33°	19°
59	Tmp	175	0.401	13:23:27.69	13:23:27.55	0	0.1s	-1	4°	19°
60	Tmp	180	1.618	13:27:13.60	13:27:21.84	0	8.2s	+82	31°	19°
61	Tmp	187	3.172	13:30:33.40	13:30:39.64	0	6.2s	+62	31°	19°
62	Tmp	198	5.213	13:35:11.12	13:35:20.64	0	9.5s	+95	36°	19°

Num	84	Pen	0	PCZ	1	Total PP	3748	Col. Final	19°
-----	----	-----	---	-----	---	----------	------	------------	-----





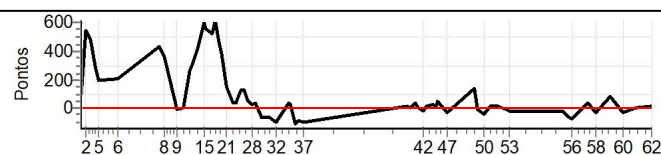
## PETROPOLIS - RJ - Mitsubishi MotorSports 2021

### Performance Individual

PC	Tp	Trc	DistPC	Ideal	Passagem	Pen	Erro	Pontos	NoPC	AtePC
<b>N</b> <b>u</b> <b>m</b>	<b>85</b>	85 / Stéfano Inácio Prata Oliveira / Gabrielle Moreira de Oliveira								
		Cat / NL / Largada		TURISMO LIGHT / 85 / 10:25:00						
		Petropolis-RJ				ECLIPSE CROSS HPE-S 1.5T S-AWC				
PC	Tp	Trc	DistPC	Ideal	Passagem	Pen	Erro	Pontos	NoPC	AtePC
1	Tmp	3	0.297	10:55:42.93	10:55:50.82	0	7.9s	+79	33°	28°
2	Tmp	3	0.918	10:57:05.73	10:57:59.81	0	54.1s	+541	52°	36°
3	Tmp	6	1.552	10:58:25.76	10:59:13.39	0	47.6s	+476	50°	47°
4	Tmp	7	1.954	10:59:38.23	11:00:07.14	0	28.9s	+289	43°	46°
5	Tmp	7	2.301	11:00:47.63	11:01:07.68	0	20.1s	+201	30°	45°
6	Tmp	12	3.974	11:06:07.43	11:06:27.62	0	20.2s	+202	27°	44°
7	Tmp	20	0.385	11:17:43.03	11:18:26.71	0	43.7s	+437	40°	40°
8	Tmp	23	1.159	11:19:08.18	11:19:45.04	0	36.9s	+369	39°	41°
9	Tmp	27	2.528	11:22:51.25	11:22:50.16	0	1.1s	-11	8°	38°
10	Tmp	30	3.226	11:24:21.74	11:24:22.62	0	0.9s	[+9]	8°	33°
11	Tmp	34	3.936	11:26:05.02	11:26:31.69	0	26.7s	+267	30°	32°
12	Tmp	35	4.393	11:27:13.22	11:27:45.68	0	32.5s	+325	33°	32°
13	Tmp	35	4.740	11:27:54.86	11:28:33.19	0	38.3s	+383	34°	33°
14	Tmp	37	5.112	11:28:38.48	11:29:20.05	0	41.6s	+416	35°	33°
15	Tmp	38	5.745	11:30:20.97	11:31:21.14	0	1m00s	[+602]	36°	33°
16	Tmp	38	5.969	11:30:59.37	11:31:54.71	0	55.3s	+553	35°	32°
17	Tmp	39	6.738	11:32:43.08	11:33:35.53	0	52.5s	+525	35°	33°
18	Tmp	40	7.019	11:33:24.08	11:34:25.32	0	1m01s	[+612]	36°	33°
19	Tmp	41	7.316	11:34:11.98	11:34:59.65	0	47.7s	+477	33°	35°
20	Tmp	45	7.708	11:35:06.68	11:35:44.38	0	37.7s	+377	31°	35°
21	Tmp	47	8.262	11:36:33.97	11:36:49.19	0	15.2s	+152	29°	33°
22	Tmp	50	0.251	11:38:27.18	11:38:30.99	0	3.8s	+38	23°	32°
23	Tmp	53	0.635	11:39:17.59	11:39:21.88	0	4.3s	+43	24°	32°
24	Tmp	54	0.950	11:39:57.86	11:40:05.64	0	7.8s	+78	32°	32°
25	Tmp	56	1.423	11:40:45.60	11:40:58.24	0	12.6s	+126	32°	31°
26	Tmp	58	1.904	11:41:34.36	11:41:46.93	0	12.6s	+126	33°	30°
27	Tmp	60	2.274	11:42:16.68	11:42:22.70	0	6.0s	+60	27°	30°
28	Tmp	62	3.041	11:43:41.79	11:43:44.49	0	2.7s	+27	16°	30°
29	Tmp	64	3.435	11:44:29.65	11:44:33.63	0	4.0s	+40	25°	30°
30	Tmp	68	4.405	11:46:20.44	11:46:14.40	0	6.0s	-60	29°	29°
31	Tmp	73	5.421	11:48:47.41	11:48:41.16	0	6.3s	-63	30°	29°
32	Tmp	77	6.113	11:50:31.55	11:50:21.47	0	10.1s	-101	27°	29°
33	Tmp	83	0.208	11:54:14.39	11:54:17.81	0	3.4s	+34	16°	29°
34	Tmp	84	0.575	11:54:47.73	11:54:50.76	0	3.0s	+30	18°	28°
35	Tmp	86	1.060	11:55:47.81	11:55:37.08	0	10.7s	-107	35°	28°
36	Tmp	89	1.767	11:56:55.10	11:56:46.32	0	8.8s	-88	26°	28°
37	Tmp	91	2.431	11:58:09.29	11:58:00.10	0	9.2s	-92	30°	28°
38	Tmp	97	0.504	12:27:34.28	12:27:36.48	0	2.2s	+22	18°	27°
39	Tmp	98	0.944	12:28:13.46	12:28:13.50	0	0.0s	0	2°	27°
40	Tmp	103	1.729	12:29:36.02	12:29:40.31	0	4.3s	+43	32°	27°
41	Tmp	106	2.281	12:30:43.81	12:30:43.98	0	0.2s	+2	5°	27°
42	Tmp	108	2.928	12:32:02.88	12:32:00.91	0	2.0s	-20	19°	27°
43	Tmp	110	3.450	12:33:00.65	12:33:01.97	0	1.3s	+13	10°	27°
44	Tmp	111	4.246	12:34:31.19	12:34:33.93	0	2.7s	+27	18°	27°
45	Tmp	113	4.745	12:35:29.50	12:35:31.44	0	1.9s	+19	14°	27°
46	Tmp	114	5.077	12:36:07.58	12:36:12.61	0	5.0s	+50	25°	27°
47	Tmp	120	6.194	12:38:39.21	12:38:35.91	0	3.3s	-33	18°	26°
48	Tmp	129	0.670	12:46:12.69	12:46:26.32	0	13.6s	+136	32°	26°
49	Tmp	131	0.964	12:46:59.39	12:46:58.80	0	0.6s	[-6]	6°	26°
50	Tmp	132	1.781	12:48:50.42	12:48:47.04	0	3.4s	-34	25°	25°
51	Tmp	138	2.760	12:50:36.81	12:50:38.52	0	1.7s	+17	22°	25°
52	Tmp	142	4.160	12:53:03.75	12:53:05.35	0	1.6s	+16	13°	25°

PC	Tp	Trc	DistPC	Ideal	Passagem	Pen	Erro	Pontos	NoPC	AtePC
53	Tmp	147	6.124	12:56:14.29	12:56:12.84	0	1.5s	-15	21°	25°
54	Tmp	155	0.280	13:11:06.27	13:11:04.31	0	2.0s	-20	18°	25°
55	Tmp	157	0.713	13:12:22.63	13:12:17.57	0	5.1s	-51	31°	25°
56	Tmp	159	1.193	13:13:40.78	13:13:33.44	0	7.3s	-73	36°	24°
57	Tmp	162	2.759	13:18:04.10	13:18:08.41	0	4.3s	+43	33°	24°
58	Tmp	168	4.019	13:20:16.79	13:20:13.86	0	2.9s	-29	18°	24°
59	Tmp	175	0.401	13:24:27.69	13:24:35.66	0	8.0s	+80	33°	24°
60	Tmp	180	1.618	13:28:13.60	13:28:10.80	0	2.8s	-28	19°	24°
61	Tmp	187	3.172	13:31:33.40	13:31:33.37	0	0.0s	0	1°	24°
62	Tmp	198	5.213	13:36:11.12	13:36:12.31	0	1.2s	+12	11°	24°

Num	85	Pen	0	PCZ	2	Total PP	7976	Col. Final	24°
-----	----	-----	---	-----	---	----------	------	------------	-----





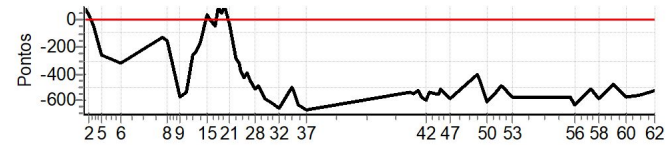
## PETROPOLIS - RJ - Mitsubishi MotorSports 2021

### Performance Individual

PC	Tp	Trc	DistPC	Ideal	Passagem	Pen	Erro	Pontos	NoPC	AtePC
<b>N</b> <b>u</b> <b>m</b>	<b>86</b>	86 / Carlos Santos de Oliveira / Monica Oliveira								
		Cat / NL / Largada TURISMO LIGHT / 86 / 10:26:00								
		Rio de Janeiro-RJ								
PC	Tp	Trc	DistPC	Ideal	Passagem	Pen	Erro	Pontos	NoPC	AtePC
1	Tmp	3	0.297	10:56:42.93	10:56:52.35	0	9.4s	<b>+94</b>	36 °	30 °
2	Tmp	3	0.918	10:58:05.73	10:58:09.63	0	3.9s	<b>+39</b>	29 °	29 °
3	Tmp	6	1.552	10:59:25.76	10:59:20.80	0	5.0s	<b>-50</b>	22 °	30 °
4	Tmp	7	1.954	11:00:38.23	11:00:20.41	0	17.8s	<b>-178</b>	37 °	34 °
5	Tmp	7	2.301	11:01:47.63	11:01:21.97	0	25.7s	<b>-257</b>	38 °	34 °
6	Tmp	12	3.974	11:07:07.43	11:06:35.24	0	32.2s	<b>-322</b>	39 °	36 °
7	Tmp	20	0.385	11:18:43.03	11:18:29.92	0	13.1s	<b>-131</b>	30 °	33 °
8	Tmp	23	1.159	11:20:08.18	11:19:52.60	0	15.6s	<b>-156</b>	30 °	31 °
9	Tmp	27	2.528	11:23:51.25	11:22:53.76	0	57.5s	<b>-575</b>	44 °	32 °
10	Tmp	30	3.226	11:25:21.74	11:24:27.65	0	54.1s	<b>-541</b>	44 °	35 °
11	Tmp	34	3.936	11:27:05.02	11:26:39.39	0	25.6s	<b>-256</b>	28 °	35 °
12	Tmp	35	4.393	11:28:13.22	11:27:49.29	0	23.9s	<b>-239</b>	30 °	34 °
13	Tmp	35	4.740	11:28:54.86	11:28:36.33	0	18.5s	<b>-185</b>	30 °	32 °
14	Tmp	37	5.112	11:29:38.48	11:29:22.78	0	15.7s	<b>-157</b>	27 °	30 °
15	Tmp	38	5.745	11:31:20.97	11:31:24.80	0	3.8s	<b>+38</b>	14 °	30 °
16	Tmp	38	5.969	11:31:59.37	11:32:01.00	0	1.6s	<b>+16</b>	9 °	29 °
17	Tmp	39	6.738	11:33:43.08	11:33:38.53	0	4.6s	<b>-46</b>	16 °	29 °
18	Tmp	40	7.019	11:34:24.08	11:34:34.03	0	10.0s	<b>[+100]</b>	20 °	27 °
19	Tmp	41	7.316	11:35:11.98	11:35:17.51	0	5.5s	<b>+55</b>	21 °	26 °
20	Tmp	45	7.708	11:36:06.68	11:36:16.52	0	9.8s	<b>[+98]</b>	21 °	24 °
21	Tmp	47	8.262	11:37:33.97	11:37:30.16	0	3.8s	<b>-38</b>	17 °	24 °
22	Tmp	50	0.251	11:39:27.18	11:38:58.83	0	28.4s	<b>-284</b>	37 °	23 °
23	Tmp	53	0.635	11:40:17.59	11:39:45.16	0	32.4s	<b>-324</b>	39 °	23 °
24	Tmp	54	0.950	11:40:57.86	11:40:19.74	0	38.1s	<b>-381</b>	40 °	24 °
25	Tmp	56	1.423	11:41:45.60	11:41:02.26	0	43.3s	<b>-433</b>	40 °	25 °
26	Tmp	58	1.904	11:42:34.36	11:41:54.83	0	39.5s	<b>-395</b>	39 °	25 °
27	Tmp	60	2.274	11:43:16.68	11:42:31.83	0	44.9s	<b>-449</b>	41 °	28 °
28	Tmp	62	3.041	11:44:41.79	11:43:50.86	0	50.9s	<b>-509</b>	42 °	29 °
29	Tmp	64	3.435	11:45:29.65	11:44:40.80	0	48.9s	<b>-489</b>	42 °	29 °
30	Tmp	68	4.405	11:47:20.44	11:46:21.43	0	59.0s	<b>-590</b>	41 °	30 °
31	Tmp	73	5.421	11:49:47.41	11:48:44.96	0	1m02s	<b>-625</b>	44 °	31 °
32	Tmp	77	6.113	11:51:31.55	11:50:26.02	0	1m05s	<b>-655</b>	44 °	33 °
33	Tmp	83	0.208	11:55:14.39	11:54:24.73	0	49.7s	<b>-497</b>	44 °	34 °
34	Tmp	84	0.575	11:55:47.73	11:54:55.35	0	52.4s	<b>-524</b>	44 °	34 °
35	Tmp	86	1.060	11:56:47.81	11:55:44.37	0	1m03s	<b>-634</b>	45 °	34 °
36	Tmp	89	1.767	11:57:55.10	11:56:50.74	0	1m04s	<b>-644</b>	46 °	34 °
37	Tmp	91	2.431	11:59:09.29	11:58:02.40	0	1m06s	<b>-669</b>	46 °	35 °
38	Tmp	97	0.504	12:28:34.28	12:27:41.18	0	53.1s	<b>-531</b>	53 °	35 °
39	Tmp	98	0.944	12:29:13.46	12:28:18.47	0	55.0s	<b>-550</b>	52 °	36 °
40	Tmp	103	1.729	12:30:36.02	12:29:43.44	0	52.6s	<b>-526</b>	53 °	36 °
41	Tmp	106	2.281	12:31:43.81	12:30:46.00	0	57.8s	<b>-578</b>	54 °	36 °
42	Tmp	108	2.928	12:33:02.88	12:32:03.65	0	59.2s	<b>-592</b>	54 °	38 °
43	Tmp	110	3.450	12:34:00.65	12:33:06.53	0	54.1s	<b>-541</b>	53 °	38 °
44	Tmp	111	4.246	12:35:31.19	12:34:36.59	0	54.6s	<b>-546</b>	53 °	38 °
45	Tmp	113	4.745	12:36:29.50	12:35:35.20	0	54.3s	<b>-543</b>	53 °	38 °
46	Tmp	114	5.077	12:37:07.58	12:36:16.61	0	51.0s	<b>-510</b>	52 °	38 °
47	Tmp	120	6.194	12:39:39.21	12:38:40.52	0	58.7s	<b>-587</b>	54 °	38 °
48	Tmp	129	0.670	12:47:12.69	12:46:32.37	0	40.3s	<b>-403</b>	44 °	35 °
49	Tmp	131	0.964	12:47:59.39	12:47:12.74	0	46.7s	<b>-467</b>	46 °	35 °
50	Tmp	132	1.781	12:49:50.42	12:48:50.01	0	1m00s	<b>-604</b>	50 °	35 °
51	Tmp	138	2.760	12:51:36.81	12:50:40.59	0	56.2s	<b>-562</b>	49 °	36 °
52	Tmp	142	4.160	12:54:03.75	12:53:15.48	0	48.3s	<b>-483</b>	48 °	36 °

PC	Tp	Trc	DistPC	Ideal	Passagem	Pen	Erro	Pontos	NoPC	AtePC
53	Tmp	147	6.124	12:57:14.29	12:56:17.62	0	56.7s	<b>-567</b>	48 °	36 °
54	Tmp	155	0.280	13:12:06.27	13:11:09.33	0	56.9s	<b>-569</b>	53 °	36 °
55	Tmp	157	0.713	13:13:22.63	13:12:25.73	0	56.9s	<b>-569</b>	52 °	36 °
56	Tmp	159	1.193	13:14:40.78	13:13:37.97	0	1m02s	<b>-628</b>	52 °	36 °
57	Tmp	162	2.759	13:19:04.10	13:18:13.03	0	51.1s	<b>-511</b>	50 °	36 °
58	Tmp	168	4.019	13:21:16.79	13:20:18.86	0	57.9s	<b>-579</b>	51 °	36 °
59	Tmp	175	0.401	13:25:27.69	13:24:39.72	0	48.0s	<b>-480</b>	53 °	36 °
60	Tmp	180	1.618	13:29:13.60	13:28:15.81	0	57.8s	<b>-578</b>	53 °	36 °
61	Tmp	187	3.172	13:32:33.40	13:31:37.11	0	56.3s	<b>-563</b>	53 °	36 °
62	Tmp	198	5.213	13:37:11.12	13:36:18.32	0	52.8s	<b>-528</b>	49 °	36 °

Num	86	Pen	0	PCZ	0	Total PP	25070	Col. Final	36°
-----	----	-----	---	-----	---	----------	-------	------------	-----





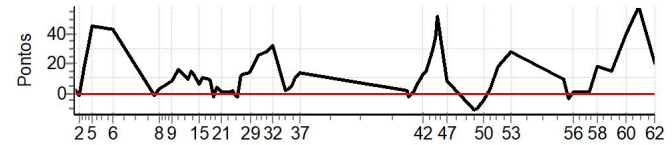
## PETROPOLIS - RJ - Mitsubishi MotorSports 2021

### Performance Individual

PC	Tp	Trc	DistPC	Ideal	Passagem	Pen	Erro	Pontos	NoPC	AtePC
<b>N</b> <b>u</b> <b>m</b>	<b>87</b>	87 / Alessandro Vieira de Paula / Paulo Fernandes da Silva Filho								
		Cat / NL / Largada		TURISMO LIGHT / 87 / 10:27:00						
		Petropolis-RJ				PAJERO TR4 FLEX 2.0 4X4 AT 5P				
PC	Tp	Trc	DistPC	Ideal	Passagem	Pen	Erro	Pontos	NoPC	AtePC
1	Tmp	3	0.297	10:57:42.93	10:57:43.24	0	0.3s	+3	4°	4°
2	Tmp	3	0.918	10:59:05.73	10:59:05.60	0	0.1s	-1	2°	1°
3	Tmp	6	1.552	11:00:25.76	11:00:27.46	0	1.7s	+17	6°	1°
4	Tmp	7	1.954	11:01:38.23	11:01:41.50	0	3.3s	+33	12°	3°
5	Tmp	7	2.301	11:02:47.63	11:02:52.12	0	4.5s	+45	17°	4°
6	Tmp	12	3.974	11:08:07.43	11:08:11.76	0	4.3s	+43	19°	6°
7	Tmp	20	0.385	11:19:43.03	11:19:42.98	0	0.1s	-1	3°	5°
8	Tmp	23	1.159	11:21:08.18	11:21:08.52	0	0.3s	+3	5°	5°
9	Tmp	27	2.528	11:24:51.25	11:24:52.01	0	0.8s	+8	7°	3°
10	Tmp	30	3.226	11:26:21.74	11:26:23.36	0	1.6s	+16	11°	4°
11	Tmp	34	3.936	11:28:05.02	11:28:06.25	0	1.2s	+12	6°	3°
12	Tmp	35	4.393	11:29:13.22	11:29:14.25	0	1.0s	[+10]	4°	3°
13	Tmp	35	4.740	11:29:54.86	11:29:56.37	0	1.5s	+15	5°	3°
14	Tmp	37	5.112	11:30:38.48	11:30:39.83	0	1.4s	+14	8°	3°
15	Tmp	38	5.745	11:32:20.97	11:32:21.58	0	0.6s	+6	3°	3°
16	Tmp	38	5.969	11:32:59.37	11:33:00.49	0	1.1s	+11	7°	3°
17	Tmp	39	6.738	11:34:43.08	11:34:44.12	0	1.0s	[+10]	7°	3°
18	Tmp	40	7.019	11:35:24.08	11:35:24.89	0	0.8s	+8	5°	3°
19	Tmp	41	7.316	11:36:11.98	11:36:11.76	0	0.2s	-2	6°	3°
20	Tmp	45	7.708	11:37:06.68	11:37:07.10	0	0.4s	+4	2°	3°
21	Tmp	47	8.262	11:38:33.97	11:38:34.08	0	0.1s	+1	2°	3°
22	Tmp	50	0.251	11:40:27.18	11:40:27.30	0	0.1s	+1	1°	3°
23	Tmp	53	0.635	11:41:17.59	11:41:17.79	0	0.2s	+2	4°	3°
24	Tmp	54	0.950	11:41:57.86	11:41:57.88	0	0.0s	0	3°	3°
25	Tmp	56	1.423	11:42:45.60	11:42:45.45	0	0.2s	-2	3°	3°
26	Tmp	58	1.904	11:43:34.36	11:43:35.59	0	1.2s	+12	13°	3°
27	Tmp	60	2.274	11:44:16.68	11:44:18.00	0	1.3s	+13	7°	3°
28	Tmp	62	3.041	11:45:41.79	11:45:43.15	0	1.4s	+14	10°	3°
29	Tmp	64	3.435	11:46:29.65	11:46:31.17	0	1.5s	+15	16°	3°
30	Tmp	68	4.405	11:48:20.44	11:48:23.08	0	2.6s	+26	15°	3°
31	Tmp	73	5.421	11:50:47.41	11:50:50.25	0	2.8s	+28	17°	3°
32	Tmp	77	6.113	11:52:31.55	11:52:34.78	0	3.2s	+32	19°	3°
33	Tmp	83	0.208	11:56:14.39	11:56:14.61	0	0.2s	+2	1°	3°
34	Tmp	84	0.575	11:56:47.73	11:56:48.04	0	0.3s	+3	4°	3°
35	Tmp	86	1.060	11:57:47.81	11:57:48.34	0	0.5s	+5	8°	3°
36	Tmp	89	1.767	11:58:55.10	11:58:56.22	0	1.1s	+11	10°	2°
37	Tmp	91	2.431	12:00:09.29	12:00:10.66	0	1.4s	+14	13°	2°
38	Tmp	97	0.504	12:29:34.28	12:29:34.50	0	0.2s	+2	3°	2°
39	Tmp	98	0.944	12:30:13.46	12:30:13.22	0	0.2s	-2	7°	2°
40	Tmp	103	1.729	12:31:36.02	12:31:36.15	0	0.1s	+1	4°	2°
41	Tmp	106	2.281	12:32:43.81	12:32:44.54	0	0.7s	+7	8°	2°
42	Tmp	108	2.928	12:34:02.88	12:34:04.18	0	1.3s	+13	13°	2°
43	Tmp	110	3.450	12:35:00.65	12:35:02.18	0	1.5s	+15	13°	2°
44	Tmp	111	4.246	12:36:31.19	12:36:34.09	0	2.9s	+29	22°	2°
45	Tmp	113	4.745	12:37:29.50	12:37:33.36	0	3.9s	+39	25°	3°
46	Tmp	114	5.077	12:38:07.58	12:38:12.64	0	5.1s	[+51]	26°	3°
47	Tmp	120	6.194	12:40:39.21	12:40:40.00	0	0.8s	+8	8°	3°
48	Tmp	129	0.670	12:48:12.69	12:48:11.58	0	1.1s	-11	11°	3°
49	Tmp	131	0.964	12:48:59.39	12:48:58.40	0	1.0s	-10	11°	3°
50	Tmp	132	1.781	12:50:50.42	12:50:49.94	0	0.5s	-5	6°	4°
51	Tmp	138	2.760	12:52:36.81	12:52:37.10	0	0.3s	+3	9°	4°
52	Tmp	142	4.160	12:55:03.75	12:55:05.51	0	1.8s	+18	18°	4°

PC	Tp	Trc	DistPC	Ideal	Passagem	Pen	Erro	Pontos	NoPC	AtePC
53	Tmp	147	6.124	12:58:14.29	12:58:17.09	0	2.8s	+28	27°	4°
54	Tmp	155	0.280	13:13:06.27	13:13:07.21	0	0.9s	+9	11°	4°
55	Tmp	157	0.713	13:14:22.63	13:14:22.31	0	0.3s	-3	5°	4°
56	Tmp	159	1.193	13:15:40.78	13:15:40.92	0	0.1s	+1	2°	4°
57	Tmp	162	2.759	13:20:04.10	13:20:04.23	0	0.1s	+1	2°	4°
58	Tmp	168	4.019	13:22:16.79	13:22:18.58	0	1.8s	+18	14°	4°
59	Tmp	175	0.401	13:26:27.69	13:26:29.20	0	1.5s	+15	20°	4°
60	Tmp	180	1.618	13:30:13.60	13:30:17.64	0	4.0s	+40	23°	4°
61	Tmp	187	3.172	13:33:33.40	13:33:39.18	0	5.8s	[+58]	29°	4°
62	Tmp	198	5.213	13:38:11.12	13:38:13.11	0	2.0s	+20	15°	4°

Num **87** Pen **0** PCZ **1** Total PP **721** Col. Final **4°**





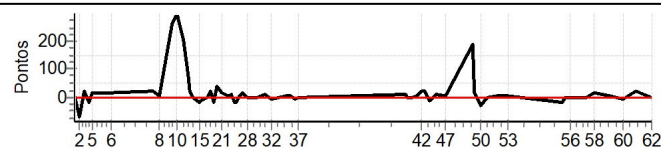
## PETROPOLIS - RJ - Mitsubishi MotorSports 2021

### Performance Individual

PC	Tp	Trc	DistPC	Ideal	Passagem	Pen	Erro	Pontos	NoPC	AtePC
<b>N</b> <b>u</b> <b>m</b>	<b>88</b>	88 / Walter Luiz Lavinias Barbosa / Marco Aurelio Moreno Paim								
		Cat / NL / Largada		TURISMO LIGHT / 88 / 10:28:00						
		Volta Redonda-RJ			L200 TRITON 3.2 DIESEL MT/GLS					
PC	Tp	Trc	DistPC	Ideal	Passagem	Pen	Erro	Pontos	NoPC	AtePC
1	Tmp	3	0.297	10:58:42.93	10:58:42.99	0	0.1s	+1	1°	1°
2	Tmp	3	0.918	11:00:05.73	10:59:58.50	0	7.2s	-72	33°	34°
3	Tmp	6	1.552	11:01:25.76	11:01:27.67	0	1.9s	+19	7°	25°
4	Tmp	7	1.954	11:02:38.23	11:02:36.53	0	1.7s	-17	6°	15°
5	Tmp	7	2.301	11:03:47.63	11:03:49.06	0	1.4s	+14	5°	11°
6	Tmp	12	3.974	11:09:07.43	11:09:09.03	0	1.6s	+16	6°	11°
7	Tmp	20	0.385	11:20:43.03	11:20:45.01	0	2.0s	+20	16°	10°
8	Tmp	23	1.159	11:22:08.18	11:22:08.54	0	0.4s	+4	6°	9°
9	Tmp	27	2.528	11:25:51.25	11:26:17.83	0	26.6s	[+266]	36°	9°
10	Tmp	30	3.226	11:27:21.74	11:27:51.59	0	29.9s	[+299]	36°	14°
11	Tmp	34	3.936	11:29:05.02	11:29:25.66	0	20.6s	+206	27°	14°
12	Tmp	35	4.393	11:30:13.22	11:30:21.11	0	7.9s	+79	19°	14°
13	Tmp	35	4.740	11:30:54.86	11:30:57.13	0	2.3s	+23	12°	14°
14	Tmp	37	5.112	11:31:38.48	11:31:38.34	0	0.1s	-1	2°	14°
15	Tmp	38	5.745	11:33:20.97	11:33:19.23	0	1.7s	-17	8°	14°
16	Tmp	38	5.969	11:33:59.37	11:33:57.85	0	1.5s	-15	8°	14°
17	Tmp	39	6.738	11:35:43.08	11:35:42.64	0	0.4s	-4	3°	14°
18	Tmp	40	7.019	11:36:24.08	11:36:26.32	0	2.2s	+22	12°	14°
19	Tmp	41	7.316	11:37:11.98	11:37:09.88	0	2.1s	-21	13°	14°
20	Tmp	45	7.708	11:38:06.68	11:38:10.71	0	4.0s	+40	12°	14°
21	Tmp	47	8.262	11:39:33.97	11:39:35.67	0	1.7s	+17	13°	14°
22	Tmp	50	0.251	11:41:27.18	11:41:27.70	0	0.5s	+5	2°	13°
23	Tmp	53	0.635	11:42:17.59	11:42:18.79	0	1.2s	+12	13°	13°
24	Tmp	54	0.950	11:42:57.86	11:42:55.74	0	2.1s	-21	23°	13°
25	Tmp	56	1.423	11:43:45.60	11:43:43.94	0	1.7s	-17	18°	13°
26	Tmp	58	1.904	11:44:34.36	11:44:34.92	0	0.6s	+6	8°	13°
27	Tmp	60	2.274	11:45:16.68	11:45:18.28	0	1.6s	+16	8°	13°
28	Tmp	62	3.041	11:46:41.79	11:46:41.73	0	0.1s	-1	3°	13°
29	Tmp	64	3.435	11:47:29.65	11:47:29.34	0	0.3s	-3	2°	13°
30	Tmp	68	4.405	11:49:20.44	11:49:20.28	0	0.2s	-2	5°	13°
31	Tmp	73	5.421	11:51:47.41	11:51:48.15	0	0.7s	+7	6°	13°
32	Tmp	77	6.113	11:53:31.55	11:53:30.52	0	1.0s	[-10]	5°	13°
33	Tmp	83	0.208	11:57:14.39	11:57:14.92	0	0.5s	+5	3°	11°
34	Tmp	84	0.575	11:57:47.73	11:57:48.26	0	0.5s	+5	5°	10°
35	Tmp	86	1.060	11:58:47.81	11:58:48.28	0	0.5s	+5	7°	8°
36	Tmp	89	1.767	11:59:55.10	11:59:54.24	0	0.9s	-9	8°	8°
37	Tmp	91	2.431	12:01:09.29	12:01:08.81	0	0.5s	-5	5°	8°
38	Tmp	97	0.504	12:30:34.28	12:30:35.28	0	1.0s	[+10]	8°	8°
39	Tmp	98	0.944	12:31:13.46	12:31:13.30	0	0.2s	-2	6°	7°
40	Tmp	103	1.729	12:32:36.02	12:32:35.98	0	0.0s	0	3°	7°
41	Tmp	106	2.281	12:33:43.81	12:33:44.30	0	0.5s	+5	7°	7°
42	Tmp	108	2.928	12:35:02.88	12:35:05.15	0	2.3s	+23	21°	7°
43	Tmp	110	3.450	12:36:00.65	12:36:02.76	0	2.1s	+21	15°	7°
44	Tmp	111	4.246	12:37:31.19	12:37:29.84	0	1.4s	-14	12°	7°
45	Tmp	113	4.745	12:38:29.50	12:38:29.02	0	0.5s	-5	4°	7°
46	Tmp	114	5.077	12:39:07.58	12:39:08.42	0	0.8s	+8	8°	6°
47	Tmp	120	6.194	12:41:39.21	12:41:39.71	0	0.5s	+5	5°	6°
48	Tmp	129	0.670	12:49:12.69	12:49:31.55	0	18.9s	+189	35°	7°
49	Tmp	131	0.964	12:49:59.39	12:50:00.88	0	1.5s	+15	14°	8°
50	Tmp	132	1.781	12:51:50.42	12:51:47.44	0	3.0s	-30	23°	8°
51	Tmp	138	2.760	12:53:36.81	12:53:36.36	0	0.5s	-5	13°	8°
52	Tmp	142	4.160	12:56:03.75	12:56:03.84	0	0.1s	+1	3°	7°

PC	Tp	Trc	DistPC	Ideal	Passagem	Pen	Erro	Pontos	NoPC	AtePC
53	Tmp	147	6.124	12:59:14.29	12:59:14.88	0	0.6s	+6	13°	7°
54	Tmp	155	0.280	13:14:06.27	13:14:04.11	0	2.2s	-22	19°	7°
55	Tmp	157	0.713	13:15:22.63	13:15:22.13	0	0.5s	-5	8°	7°
56	Tmp	159	1.193	13:16:40.78	13:16:40.48	0	0.3s	-3	7°	7°
57	Tmp	162	2.759	13:21:04.10	13:21:03.95	0	0.2s	-2	5°	7°
58	Tmp	168	4.019	13:23:16.79	13:23:18.40	0	1.6s	+16	13°	7°
59	Tmp	175	0.401	13:27:27.69	13:27:27.75	0	0.1s	+1	3°	6°
60	Tmp	180	1.618	13:31:13.60	13:31:12.55	0	1.1s	-11	10°	6°
61	Tmp	187	3.172	13:34:33.40	13:34:35.20	0	1.8s	+18	14°	6°
62	Tmp	198	5.213	13:39:11.12	13:39:10.71	0	0.4s	-4	4°	6°

Num	88	Pen	0	PCZ	1	Total PP	1138	Col. Final	6°
-----	----	-----	---	-----	---	----------	------	------------	----





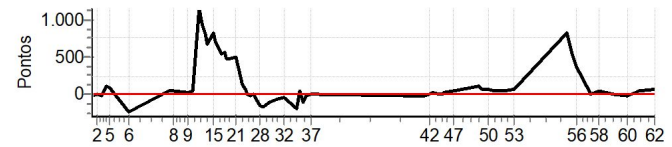
## PETROPOLIS - RJ - Mitsubishi MotorSports 2021

### Performance Individual

PC	Tp	Trc	DistPC	Ideal	Passagem	Pen	Erro	Pontos	NoPC	AtePC
<b>N</b> <b>u</b> <b>m</b>	<b>89</b>	89 / Antonio Cesar Cardao Bilheri / Cesar Leal Bilheri								
		Cat / NL / Largada		TURISMO LIGHT / 89 / 10:29:00						
		Juiz de Fora-MG				TRITON SPORT HPE TOP AT 2.4 DIE				
PC	Tp	Trc	DistPC	Ideal	Passagem	Pen	Erro	Pontos	NoPC	AtePC
1	Tmp	3	0.297	10:59:42.93	10:59:41.95	0	1.0s	[-10]	10°	10°
2	Tmp	3	0.918	11:01:05.73	11:01:06.90	0	1.2s	+12	15°	7°
3	Tmp	6	1.552	11:02:25.76	11:02:25.50	0	0.3s	-3	3°	5°
4	Tmp	7	1.954	11:03:38.23	11:03:49.27	0	11.0s	+110	27°	2°
5	Tmp	7	2.301	11:04:47.63	11:04:56.69	0	9.1s	+91	22°	12°
6	Tmp	12	3.974	11:10:07.43	11:09:44.33	0	23.1s	-231	33°	21°
7	Tmp	20	0.385	11:21:43.03	11:21:49.14	0	6.1s	+61	22°	20°
8	Tmp	23	1.159	11:23:08.18	11:23:14.32	0	6.1s	+61	22°	19°
9	Tmp	27	2.528	11:26:51.25	11:26:54.61	0	3.4s	+34	19°	16°
10	Tmp	30	3.226	11:28:21.74	11:28:26.55	0	4.8s	+48	20°	15°
11	Tmp	34	3.936	11:30:05.02	11:32:01.35	0	1m56s	[+1163]	46°	15°
12	Tmp	35	4.393	11:31:13.22	11:32:47.04	0	1m33s	[+938]	46°	26°
13	Tmp	35	4.740	11:31:54.86	11:33:17.05	0	1m22s	+822	44°	28°
14	Tmp	37	5.112	11:32:38.48	11:33:47.26	0	1m08s	+688	41°	31°
15	Tmp	38	5.745	11:34:20.97	11:35:44.22	0	1m23s	+833	41°	32°
16	Tmp	38	5.969	11:34:59.37	11:36:11.87	0	1m12s	+725	41°	34°
17	Tmp	39	6.738	11:36:43.08	11:37:37.70	0	54.6s	+546	36°	34°
18	Tmp	40	7.019	11:37:24.08	11:38:20.99	0	56.9s	+569	35°	35°
19	Tmp	41	7.316	11:38:11.98	11:39:01.05	0	49.1s	+491	34°	36°
20	Tmp	45	7.708	11:39:06.68	11:39:56.42	0	49.7s	+497	35°	36°
21	Tmp	47	8.262	11:40:33.97	11:41:24.76	0	50.8s	+508	37°	36°
22	Tmp	50	0.251	11:42:27.18	11:42:40.27	0	13.1s	+131	31°	34°
23	Tmp	53	0.635	11:43:17.59	11:43:24.37	0	6.8s	+68	27°	35°
24	Tmp	54	0.950	11:43:57.86	11:43:59.49	0	1.6s	+16	21°	34°
25	Tmp	56	1.423	11:44:45.60	11:44:44.31	0	1.3s	-13	15°	33°
26	Tmp	58	1.904	11:45:34.36	11:45:34.68	0	0.3s	+3	4°	33°
27	Tmp	60	2.274	11:46:16.68	11:46:13.27	0	3.4s	-34	17°	33°
28	Tmp	62	3.041	11:47:41.79	11:47:28.49	0	13.3s	-133	34°	32°
29	Tmp	64	3.435	11:48:29.65	11:48:12.27	0	17.4s	-174	37°	33°
30	Tmp	68	4.405	11:50:20.44	11:50:10.03	0	10.4s	-104	34°	32°
31	Tmp	73	5.421	11:52:47.41	11:52:42.75	0	4.7s	-47	26°	32°
32	Tmp	77	6.113	11:54:31.55	11:54:28.05	0	3.5s	-35	20°	31°
33	Tmp	83	0.208	11:58:14.39	11:57:55.20	0	19.2s	-192	34°	31°
34	Tmp	84	0.575	11:58:47.73	11:58:52.61	0	4.9s	+49	22°	30°
35	Tmp	86	1.060	11:59:47.81	11:59:37.62	0	10.2s	-102	34°	30°
36	Tmp	89	1.767	12:00:55.10	12:00:54.78	0	0.3s	-3	3°	30°
37	Tmp	91	2.431	12:02:09.29	12:02:09.97	0	0.7s	+7	7°	30°
38	Tmp	97	0.504	12:31:34.28	12:31:32.73	0	1.6s	-16	14°	28°
39	Tmp	98	0.944	12:32:13.46	12:32:12.12	0	1.3s	-13	16°	28°
40	Tmp	103	1.729	12:33:36.02	12:33:34.36	0	1.7s	-17	20°	28°
41	Tmp	106	2.281	12:34:43.81	12:34:42.43	0	1.4s	-14	17°	28°
42	Tmp	108	2.928	12:36:02.88	12:36:03.16	0	0.3s	+3	5°	28°
43	Tmp	110	3.450	12:37:00.65	12:37:04.25	0	3.6s	+36	24°	28°
44	Tmp	111	4.246	12:38:31.19	12:38:32.20	0	1.0s	[+10]	6°	28°
45	Tmp	113	4.745	12:39:29.50	12:39:31.41	0	1.9s	+19	13°	28°
46	Tmp	114	5.077	12:40:07.58	12:40:11.45	0	3.9s	+39	15°	28°
47	Tmp	120	6.194	12:42:39.21	12:42:44.05	0	4.8s	+48	25°	27°
48	Tmp	129	0.670	12:50:12.69	12:50:23.96	0	11.3s	+113	30°	27°
49	Tmp	131	0.964	12:50:59.39	12:51:06.32	0	6.9s	+69	31°	27°
50	Tmp	132	1.781	12:52:50.42	12:52:57.18	0	6.8s	+68	31°	26°
51	Tmp	138	2.760	12:54:36.81	12:54:42.19	0	5.4s	+54	30°	26°
52	Tmp	142	4.160	12:57:03.75	12:57:09.28	0	5.5s	+55	25°	26°

PC	Tp	Trc	DistPC	Ideal	Passagem	Pen	Erro	Pontos	NoPC	AtePC
53	Tmp	147	6.124	13:00:14.29	13:00:21.08	0	6.8s	+68	36°	26°
54	Tmp	155	0.280	13:15:06.27	13:16:30.01	0	1m23s	+837	55°	28°
55	Tmp	157	0.713	13:16:22.63	13:17:19.08	0	56.5s	+565	51°	29°
56	Tmp	159	1.193	13:17:40.78	13:18:18.24	0	37.5s	+375	49°	29°
57	Tmp	162	2.759	13:22:04.10	13:22:04.40	0	0.3s	+3	6°	29°
58	Tmp	168	4.019	13:24:16.79	13:24:21.45	0	4.7s	+47	27°	29°
59	Tmp	175	0.401	13:28:27.69	13:28:28.30	0	0.6s	+6	13°	29°
60	Tmp	180	1.618	13:32:13.60	13:32:11.67	0	1.9s	-19	14°	27°
61	Tmp	187	3.172	13:35:33.40	13:35:39.12	0	5.7s	+57	28°	27°
62	Tmp	198	5.213	13:40:11.12	13:40:18.10	0	7.0s	+70	30°	27°

Num	89	Pen	0	PCZ	0	Total PP	10052	Col. Final	27°
-----	----	-----	---	-----	---	----------	-------	------------	-----





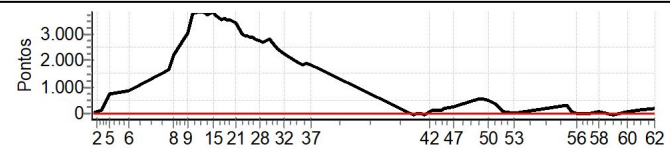
# PETROPOLIS - RJ - Mitsubishi MotorSports 2021

## Performance Individual

PC	Tp	Trc	DistPC	Ideal	Passagem	Pen	Erro	Pontos	NoPC	AtePC
N u m	90	90 / Bruno Nogueira Toth / Mary Jane Nogueira Catelli								
		Cat / NL / Largada		TURISMO LIGHT / 90 / 10:30:00						
		Teresópolis-rj			PAJERO TR4 FLEX 2.0 4X4 AT					
PC	Tp	Trc	DistPC	Ideal	Passagem	Pen	Erro	Pontos	NoPC	AtePC
1	Tmp	3	0.297	11:00:42.93	11:00:40.33	0	2.6s	-26	20°	52°
2	Tmp	3	0.918	11:02:05.73	11:02:06.00	0	0.3s	+3	6°	23°
3	Tmp	6	1.552	11:03:25.76	11:03:33.66	0	7.9s	+79	30°	12°
4	Tmp	7	1.954	11:04:38.23	11:05:23.98	0	45.8s	+458	51°	19°
5	Tmp	7	2.301	11:05:47.63	11:07:01.33	0	1m13s	+737	53°	36°
6	Tmp	12	3.974	11:11:07.43	11:12:28.76	0	1m21s	[+813]	52°	45°
7	Tmp	20	0.385	11:22:43.03	11:25:27.13	0	2m44s	[+1641]	57°	45°
8	Tmp	23	1.159	11:24:08.18	11:27:47.03	0	3m38s	+2189	57°	51°
9	Tmp	27	2.528	11:27:51.25	11:32:57.68	0	5m06s	+3064	58°	55°
10	Tmp	30	3.226	11:29:21.74	11:35:47.68	0	6m25s	+3859	60°	55°
11	Tmp	34	3.936	11:31:05.02	11:37:34.91	0	6m29s	+3899	58°	56°
12	Tmp	35	4.393	11:32:13.22	11:38:41.01	0	6m27s	+3878	59°	57°
13	Tmp	35	4.740	11:32:54.86	11:39:16.83	0	6m22s	+3820	59°	57°
14	Tmp	37	5.112	11:33:38.48	11:39:55.21	0	6m16s	+3767	59°	57°
15	Tmp	38	5.745	11:35:20.97	11:41:49.81	0	6m28s	+3888	60°	56°
16	Tmp	38	5.969	11:35:59.37	11:42:16.75	0	6m17s	+3774	60°	56°
17	Tmp	39	6.738	11:37:43.08	11:43:42.79	0	5m59s	+3597	60°	56°
18	Tmp	40	7.019	11:38:24.08	11:44:29.24	0	6m05s	+3652	59°	56°
19	Tmp	41	7.316	11:39:11.98	11:45:08.55	0	5m56s	+3566	59°	56°
20	Tmp	45	7.708	11:40:06.68	11:46:04.95	0	5m58s	+3583	58°	56°
21	Tmp	47	8.262	11:41:33.97	11:47:18.77	0	5m44s	+3448	58°	56°
22	Tmp	50	0.251	11:43:27.18	11:48:28.83	0	5m01s	+3017	55°	56°
23	Tmp	53	0.635	11:44:17.59	11:49:13.36	0	4m55s	+2958	55°	57°
24	Tmp	54	0.950	11:44:57.86	11:49:51.90	0	4m54s	+2940	55°	57°
25	Tmp	56	1.423	11:45:45.60	11:50:36.26	0	4m50s	+2907	56°	57°
26	Tmp	58	1.904	11:46:34.36	11:51:21.86	0	4m47s	+2875	56°	57°
27	Tmp	60	2.274	11:47:16.68	11:51:59.66	0	4m43s	+2830	56°	57°
28	Tmp	62	3.041	11:48:41.79	11:53:22.11	0	4m40s	+2803	56°	57°
29	Tmp	64	3.435	11:49:29.65	11:54:00.14	0	4m30s	+2705	56°	57°
30	Tmp	68	4.405	11:51:20.44	11:56:01.38	0	4m40s	+2809	56°	57°
31	Tmp	73	5.421	11:53:47.41	11:57:55.17	0	4m07s	+2478	54°	57°
32	Tmp	77	6.113	11:55:31.55	11:59:17.09	0	3m45s	+2255	53°	57°
33	Tmp	83	0.208	11:59:14.39	12:02:32.92	0	3m18s	+1985	52°	56°
34	Tmp	84	0.575	11:59:47.73	12:02:59.44	0	3m11s	+1917	52°	56°
35	Tmp	86	1.060	12:00:47.81	12:03:50.31	0	3m02s	+1825	53°	56°
36	Tmp	89	1.767	12:01:55.10	12:05:03.30	0	3m08s	+1882	53°	56°
37	Tmp	91	2.431	12:03:09.29	12:06:13.48	0	3m04s	+1842	53°	55°
38	Tmp	97	0.504	12:32:34.28	12:32:27.28	0	7.0s	-70	34°	55°
39	Tmp	98	0.944	12:33:13.46	12:33:09.99	0	3.5s	-35	28°	55°
40	Tmp	103	1.729	12:34:36.02	12:34:34.20	0	1.8s	-18	22°	55°
41	Tmp	106	2.281	12:35:43.81	12:35:35.91	0	7.9s	-79	38°	55°
42	Tmp	108	2.928	12:37:02.88	12:37:07.57	0	4.7s	+47	35°	55°
43	Tmp	110	3.450	12:38:00.65	12:38:09.39	0	8.7s	+87	41°	54°
44	Tmp	111	4.246	12:39:31.19	12:39:42.63	0	11.4s	+114	38°	54°
45	Tmp	113	4.745	12:40:29.50	12:40:42.16	0	12.7s	+127	38°	54°
46	Tmp	114	5.077	12:41:07.58	12:41:24.11	0	16.5s	+165	38°	54°
47	Tmp	120	6.194	12:43:39.21	12:44:03.97	0	24.8s	+248	43°	54°
48	Tmp	129	0.670	12:51:12.69	12:52:06.21	0	53.5s	+535	46°	54°
49	Tmp	131	0.964	12:51:59.39	12:52:51.30	0	51.9s	+519	48°	54°
50	Tmp	132	1.781	12:53:50.42	12:54:35.21	0	44.8s	+448	46°	55°
51	Tmp	138	2.760	12:55:36.81	12:56:08.44	0	31.6s	+316	45°	55°
52	Tmp	142	4.160	12:58:03.75	12:58:07.84	0	4.1s	+41	23°	55°

PC	Tp	Trc	DistPC	Ideal	Passagem	Pen	Erro	Pontos	NoPC	AtePC
53	Tmp	147	6.124	13:01:14.29	13:01:10.78	0	3.5s	-35	31°	55°
54	Tmp	155	0.280	13:16:06.27	13:16:35.62	0	29.4s	+294	45°	55°
55	Tmp	157	0.713	13:17:22.63	13:17:26.64	0	4.0s	+40	28°	54°
56	Tmp	159	1.193	13:18:40.78	13:18:40.74	0	0.0s	0	1°	54°
57	Tmp	162	2.759	13:23:04.10	13:23:03.42	0	0.7s	[-7]	7°	54°
58	Tmp	168	4.019	13:25:16.79	13:25:17.82	0	1.0s	[+10]	6°	54°
59	Tmp	175	0.401	13:29:27.69	13:29:18.59	0	9.1s	-91	35°	54°
60	Tmp	180	1.618	13:33:13.60	13:33:16.50	0	2.9s	+29	20°	53°
61	Tmp	187	3.172	13:36:33.40	13:36:41.68	0	8.3s	+83	34°	52°
62	Tmp	198	5.213	13:41:11.12	13:41:27.65	0	16.5s	+165	39°	52°

Num	90	Pen	0	PCZ	1	Total PP	94901	Col. Final	52°
-----	----	-----	---	-----	---	----------	-------	------------	-----





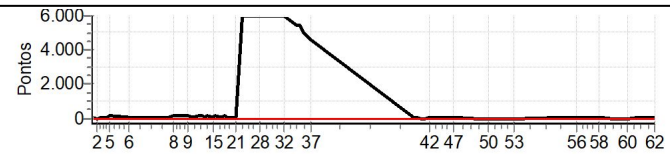
## PETROPOLIS - RJ - Mitsubishi MotorSports 2021

### Performance Individual

PC	Tp	Trc	DistPC	Ideal	Passagem	Pen	Erro	Pontos	NoPC	AtePC
<b>N</b> <b>u</b> <b>m</b>	<b>91</b>	91 / Leonardo Silva Ribeiro / Arthur Silva Ribeiro Paiva								
		Cat / NL / Largada		TURISMO LIGHT / 91 / 10:31:00						
		Petropolis-RJ				L200 TRITON SPORT GLS 2.4 D 4X4				
PC	Tp	Trc	DistPC	Ideal	Passagem	Pen	Erro	Pontos	NoPC	AtePC
1	Tmp	3	0.297	11:01:42.93	11:01:45.27	0	2.3s	+23	18 °	17 °
2	Tmp	3	0.918	11:03:05.73	11:03:06.62	0	0.9s	+9	13 °	11 °
3	Tmp	6	1.552	11:04:25.76	11:04:28.17	0	2.4s	+24	11 °	10 °
4	Tmp	7	1.954	11:05:38.23	11:05:46.96	0	8.7s	+87	20 °	10 °
5	Tmp	7	2.301	11:06:47.63	11:07:04.14	0	16.5s	[+165]	26 °	16 °
6	Tmp	12	3.974	11:12:07.43	11:12:16.32	0	8.9s	+89	24 °	19 °
7	Tmp	20	0.385	11:23:43.03	11:23:53.28	0	10.3s	+103	26 °	19 °
8	Tmp	23	1.159	11:25:08.18	11:25:20.34	0	12.2s	+122	28 °	18 °
9	Tmp	27	2.528	11:28:51.25	11:29:02.86	0	11.6s	+116	27 °	18 °
10	Tmp	30	3.226	11:30:21.74	11:30:32.13	0	10.4s	+104	26 °	17 °
11	Tmp	34	3.936	11:32:05.02	11:32:21.11	0	16.1s	+161	23 °	18 °
12	Tmp	35	4.393	11:33:13.22	11:33:24.11	0	10.9s	+109	22 °	17 °
13	Tmp	35	4.740	11:33:54.86	11:34:03.70	0	8.8s	+88	22 °	18 °
14	Tmp	37	5.112	11:34:38.48	11:34:51.57	0	13.1s	+131	24 °	20 °
15	Tmp	38	5.745	11:36:20.97	11:36:30.83	0	9.9s	+99	23 °	21 °
16	Tmp	38	5.969	11:36:59.37	11:37:10.19	0	10.8s	+108	26 °	21 °
17	Tmp	39	6.738	11:38:43.08	11:38:52.50	0	9.4s	+94	24 °	21 °
18	Tmp	40	7.019	11:39:24.08	11:39:40.67	0	16.6s	[+166]	23 °	21 °
19	Tmp	41	7.316	11:40:11.98	11:40:19.58	0	7.6s	+76	22 °	21 °
20	Tmp	45	7.708	11:41:06.68	11:41:16.83	0	10.2s	+102	22 °	21 °
21	Tmp	47	8.262	11:42:33.97	11:42:41.60	0	7.6s	+76	25 °	21 °
22	Tmp	50	0.251	11:44:27.18	11:58:42.00	0	14m14s	+6000	66 °	36 °
23	Tmp	53	0.635	11:45:17.59	11:59:23.02	0	14m05s	+6000	66 °	43 °
24	Tmp	54	0.950	11:45:57.86	11:59:50.97	0	13m53s	+6000	66 °	46 °
25	Tmp	56	1.423	11:46:45.60	12:00:23.46	0	13m37s	+6000	66 °	49 °
26	Tmp	58	1.904	11:47:34.36	12:01:03.89	0	13m29s	+6000	66 °	50 °
27	Tmp	60	2.274	11:48:16.68	12:01:57.27	0	13m40s	+6000	66 °	51 °
28	Tmp	62	3.041	11:49:41.79	12:02:52.12	0	13m10s	+6000	66 °	52 °
29	Tmp	64	3.435	11:50:29.65	12:03:22.72	0	12m53s	+6000	66 °	52 °
30	Tmp	68	4.405	11:52:20.44	12:04:31.48	0	12m11s	+6000	66 °	52 °
31	Tmp	73	5.421	11:54:47.41	12:06:16.56	0	11m29s	+6000	66 °	53 °
32	Tmp	77	6.113	11:56:31.55	12:07:26.67	0	10m55s	+6000	66 °	53 °
33	Tmp	83	0.208	12:00:14.39	12:09:22.13	0	9m07s	+5477	61 °	54 °
34	Tmp	84	0.575	12:00:47.73	12:09:47.17	0	8m59s	+5394	61 °	54 °
35	Tmp	86	1.060	12:01:47.81	12:10:17.58	0	8m29s	+5098	61 °	55 °
36	Tmp	89	1.767	12:02:55.10	12:11:02.74	0	8m07s	+4876	59 °	55 °
37	Tmp	91	2.431	12:04:09.29	12:11:52.40	0	7m43s	+4631	59 °	56 °
38	Tmp	97	0.504	12:33:34.28	12:33:41.00	0	6.7s	+67	32 °	56 °
39	Tmp	98	0.944	12:34:13.46	12:34:15.12	0	1.7s	+17	22 °	56 °
40	Tmp	103	1.729	12:35:36.02	12:35:37.00	0	1.0s	[+10]	14 °	56 °
41	Tmp	106	2.281	12:36:43.81	12:36:43.81	0	0.0s	0	1 °	56 °
42	Tmp	108	2.928	12:38:02.88	12:38:04.31	0	1.4s	+14	15 °	56 °
43	Tmp	110	3.450	12:39:00.65	12:39:03.99	0	3.3s	+33	21 °	55 °
44	Tmp	111	4.246	12:40:31.19	12:40:34.63	0	3.4s	+34	24 °	55 °
45	Tmp	113	4.745	12:41:29.50	12:41:32.12	0	2.6s	+26	18 °	55 °
46	Tmp	114	5.077	12:42:07.58	12:42:12.99	0	5.4s	+54	27 °	55 °
47	Tmp	120	6.194	12:44:39.21	12:44:42.63	0	3.4s	+34	19 °	55 °
48	Tmp	129	0.670	12:52:12.69	12:52:10.54	0	2.2s	-22	18 °	55 °
49	Tmp	131	0.964	12:52:59.39	12:52:55.94	0	3.5s	-35	23 °	55 °
50	Tmp	132	1.781	12:54:50.42	12:54:49.37	0	1.1s	-11	10 °	54 °
51	Tmp	138	2.760	12:56:36.81	12:56:37.25	0	0.4s	+4	10 °	54 °
52	Tmp	142	4.160	12:59:03.75	12:59:04.63	0	0.9s	+9	8 °	54 °

PC	Tp	Trc	DistPC	Ideal	Passagem	Pen	Erro	Pontos	NoPC	AtePC
53	Tmp	147	6.124	13:02:14.29	13:02:14.38	0	0.1s	+1	3 °	54 °
54	Tmp	155	0.280	13:17:06.27	13:17:10.16	0	3.9s	+39	27 °	54 °
55	Tmp	157	0.713	13:18:22.63	13:18:25.40	0	2.8s	+28	23 °	53 °
56	Tmp	159	1.193	13:19:40.78	13:19:42.58	0	1.8s	+18	19 °	53 °
57	Tmp	162	2.759	13:24:04.10	13:24:08.08	0	4.0s	+40	31 °	53 °
58	Tmp	168	4.019	13:26:16.79	13:26:22.38	0	5.6s	+56	28 °	53 °
59	Tmp	175	0.401	13:30:27.69	13:30:26.60	0	1.1s	-11	17 °	53 °
60	Tmp	180	1.618	13:34:13.60	13:34:14.62	0	1.0s	[+10]	8 °	51 °
61	Tmp	187	3.172	13:37:33.40	13:37:36.15	0	2.8s	+28	17 °	50 °
62	Tmp	198	5.213	13:42:11.12	13:42:15.55	0	4.4s	+44	26 °	50 °

Num	91	Pen	0	PCZ	1	Total PP	93822	Col. Final	50°
-----	----	-----	---	-----	---	----------	-------	------------	-----







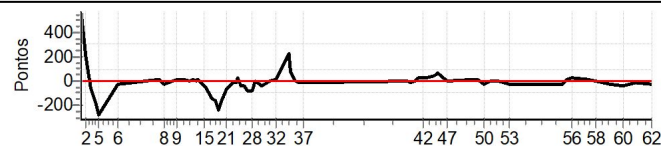
## PETROPOLIS - RJ - Mitsubishi MotorSports 2021

### Performance Individual

PC	Tp	Trc	DistPC	Ideal	Passagem	Pen	Erro	Pontos	NoPC	AtePC
<b>N</b> <b>u</b> <b>m</b>	<b>92</b>	92 / Leo de Oliveira Franco / Victor Luis Lassance Cunha								
		Cat / NL / Largada		TURISMO LIGHT / 92 / 10:32:00						
		Petropolis-RJ				PAJERO SPORT FLEX				
PC	Tp	Trc	DistPC	Ideal	Passagem	Pen	Erro	Pontos	NoPC	AtePC
1	Tmp	3	0.297	11:02:42.93	11:03:40.84	0	57.9s	[+579]	53 °	44 °
2	Tmp	3	0.918	11:04:05.73	11:04:25.65	0	19.9s	+199	43 °	39 °
3	Tmp	6	1.552	11:05:25.76	11:05:20.13	0	5.6s	-56	25 °	39 °
4	Tmp	7	1.954	11:06:38.23	11:06:20.92	0	17.3s	-173	35 °	39 °
5	Tmp	7	2.301	11:07:47.63	11:07:19.88	0	27.8s	-278	41 °	41 °
6	Tmp	12	3.974	11:13:07.43	11:13:04.93	0	2.5s	-25	9 °	32 °
7	Tmp	20	0.385	11:24:43.03	11:24:44.57	0	1.5s	+15	13 °	26 °
8	Tmp	23	1.159	11:26:08.18	11:26:05.80	0	2.4s	-24	16 °	25 °
9	Tmp	27	2.528	11:29:51.25	11:29:52.75	0	1.5s	+15	10 °	22 °
10	Tmp	30	3.226	11:31:21.74	11:31:24.08	0	2.3s	+23	14 °	18 °
11	Tmp	34	3.936	11:33:05.02	11:33:04.76	0	0.3s	-3	2 °	17 °
12	Tmp	35	4.393	11:34:13.22	11:34:15.30	0	2.1s	+21	8 °	15 °
13	Tmp	35	4.740	11:34:54.86	11:34:55.63	0	0.8s	+8	3 °	15 °
14	Tmp	37	5.112	11:35:38.48	11:35:39.63	0	1.2s	+12	7 °	15 °
15	Tmp	38	5.745	11:37:20.97	11:37:17.51	0	3.5s	-35	13 °	15 °
16	Tmp	38	5.969	11:37:59.37	11:37:54.27	0	5.1s	-51	20 °	15 °
17	Tmp	39	6.738	11:39:43.08	11:39:29.06	0	14.0s	-140	28 °	15 °
18	Tmp	40	7.019	11:40:24.08	11:40:08.05	0	16.0s	-160	21 °	16 °
19	Tmp	41	7.316	11:41:11.98	11:40:48.29	0	23.7s	-237	29 °	19 °
20	Tmp	45	7.708	11:42:06.68	11:41:50.87	0	15.8s	-158	26 °	19 °
21	Tmp	47	8.262	11:43:33.97	11:43:26.97	0	7.0s	-70	24 °	19 °
22	Tmp	50	0.251	11:45:27.18	11:45:26.24	0	0.9s	-9	9 °	19 °
23	Tmp	53	0.635	11:46:17.59	11:46:16.42	0	1.2s	-12	12 °	19 °
24	Tmp	54	0.950	11:46:57.86	11:47:00.57	0	2.7s	+27	24 °	19 °
25	Tmp	56	1.423	11:47:45.60	11:47:42.41	0	3.2s	-32	23 °	19 °
26	Tmp	58	1.904	11:48:34.36	11:48:30.81	0	3.6s	-36	23 °	19 °
27	Tmp	60	2.274	11:49:16.68	11:49:09.26	0	7.4s	-74	28 °	19 °
28	Tmp	62	3.041	11:50:41.79	11:50:33.94	0	7.9s	-79	32 °	19 °
29	Tmp	64	3.435	11:51:29.65	11:51:29.76	0	0.1s	+1	1 °	18 °
30	Tmp	68	4.405	11:53:20.44	11:53:17.14	0	3.3s	-33	20 °	18 °
31	Tmp	73	5.421	11:55:47.41	11:55:47.23	0	0.2s	-2	4 °	18 °
32	Tmp	77	6.113	11:57:31.55	11:57:32.90	0	1.4s	+14	8 °	17 °
33	Tmp	83	0.208	12:01:14.39	12:01:37.88	0	23.5s	[+235]	37 °	18 °
34	Tmp	84	0.575	12:01:47.73	12:01:56.61	0	8.9s	+89	30 °	18 °
35	Tmp	86	1.060	12:02:47.81	12:02:48.34	0	0.5s	+5	6 °	18 °
36	Tmp	89	1.767	12:03:55.10	12:03:54.11	0	1.0s	[-10]	9 °	18 °
37	Tmp	91	2.431	12:05:09.29	12:05:08.06	0	1.2s	-12	12 °	18 °
38	Tmp	97	0.504	12:34:34.28	12:34:34.78	0	0.5s	+5	5 °	18 °
39	Tmp	98	0.944	12:35:13.46	12:35:12.36	0	1.1s	-11	15 °	18 °
40	Tmp	103	1.729	12:36:36.02	12:36:36.64	0	0.6s	+6	11 °	17 °
41	Tmp	106	2.281	12:37:43.81	12:37:46.57	0	2.8s	+28	25 °	17 °
42	Tmp	108	2.928	12:39:02.88	12:39:05.74	0	2.9s	+29	27 °	17 °
43	Tmp	110	3.450	12:40:00.65	12:40:03.77	0	3.1s	+31	19 °	17 °
44	Tmp	111	4.246	12:41:31.19	12:41:35.24	0	4.1s	+41	28 °	17 °
45	Tmp	113	4.745	12:42:29.50	12:42:34.94	0	5.4s	+54	30 °	17 °
46	Tmp	114	5.077	12:43:07.58	12:43:14.40	0	6.8s	+68	31 °	17 °
47	Tmp	120	6.194	12:45:39.21	12:45:39.62	0	0.4s	+4	4 °	17 °
48	Tmp	129	0.670	12:53:12.69	12:53:14.28	0	1.6s	+16	16 °	17 °
49	Tmp	131	0.964	12:53:59.39	12:54:00.95	0	1.6s	+16	16 °	17 °
50	Tmp	132	1.781	12:55:50.42	12:55:48.13	0	2.3s	-23	19 °	17 °
51	Tmp	138	2.760	12:57:36.81	12:57:36.83	0	0.0s	0	1 °	17 °
52	Tmp	142	4.160	13:00:03.75	13:00:03.68	0	0.1s	-1	2 °	17 °

PC	Tp	Trc	DistPC	Ideal	Passagem	Pen	Erro	Pontos	NoPC	AtePC
53	Tmp	147	6.124	13:03:14.29	13:03:11.76	0	2.5s	-25	26 °	17 °
54	Tmp	155	0.280	13:18:06.27	13:18:04.01	0	2.3s	-23	20 °	17 °
55	Tmp	157	0.713	13:19:22.63	13:19:23.60	0	1.0s	[+10]	15 °	17 °
56	Tmp	159	1.193	13:20:40.78	13:20:43.70	0	2.9s	+29	25 °	17 °
57	Tmp	162	2.759	13:25:04.10	13:25:05.40	0	1.3s	+13	14 °	17 °
58	Tmp	168	4.019	13:27:16.79	13:27:17.10	0	0.3s	+3	2 °	17 °
59	Tmp	175	0.401	13:31:27.69	13:31:25.95	0	1.7s	-17	22 °	16 °
60	Tmp	180	1.618	13:35:13.60	13:35:09.35	0	4.3s	-43	24 °	15 °
61	Tmp	187	3.172	13:38:33.40	13:38:32.12	0	1.3s	-13	9 °	15 °
62	Tmp	198	5.213	13:43:11.12	13:43:09.02	0	2.1s	-21	16 °	15 °

Num	92	Pen	0	PCZ	1	Total PP	2648	Col. Final	15°
-----	----	-----	---	-----	---	----------	------	------------	-----





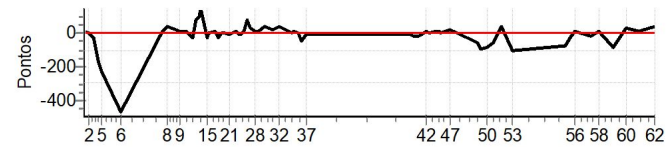
# PETROPOLIS - RJ - Mitsubishi MotorSports 2021

## Performance Individual

PC	Tp	Trc	DistPC	Ideal	Passagem	Pen	Erro	Pontos	NoPC	AtePC
<b>N</b> <b>u</b> <b>m</b>	<b>93</b>	93 / Gilberto Pereira Gonzalez / Victor Florenzano								
		Cat / NL / Largada		TURISMO LIGHT / 93 / 10:33:00						
		Petropolis-RJ				TRITON OUTDOOR GLS				
PC	Tp	Trc	DistPC	Ideal	Passagem	Pen	Erro	Pontos	NoPC	AtePC
1	Tmp	3	0.297	11:03:42.93	11:03:44.57	0	1.6s	+16	14°	13°
2	Tmp	3	0.918	11:05:05.73	11:05:06.07	0	0.3s	+3	5°	6°
3	Tmp	6	1.552	11:06:25.76	11:06:22.86	0	2.9s	-29	15°	15°
4	Tmp	7	1.954	11:07:38.23	11:07:20.95	0	17.3s	-173	34°	30°
5	Tmp	7	2.301	11:08:47.63	11:08:25.01	0	22.6s	-226	34°	30°
6	Tmp	12	3.974	11:14:07.43	11:13:20.60	0	46.8s	-468	45°	37°
7	Tmp	20	0.385	11:25:43.03	11:25:44.66	0	1.6s	+16	14°	31°
8	Tmp	23	1.159	11:27:08.18	11:27:12.04	0	3.9s	+39	20°	29°
9	Tmp	27	2.528	11:30:51.25	11:30:52.45	0	1.2s	+12	9°	27°
10	Tmp	30	3.226	11:32:21.74	11:32:23.37	0	1.6s	+16	10°	24°
11	Tmp	34	3.936	11:34:05.02	11:34:02.21	0	2.8s	-28	7°	22°
12	Tmp	35	4.393	11:35:13.22	11:35:20.85	0	7.6s	+76	18°	22°
13	Tmp	35	4.740	11:35:54.86	11:36:04.76	0	9.9s	[+99]	25°	22°
14	Tmp	37	5.112	11:36:38.48	11:36:53.12	0	14.6s	[+146]	26°	21°
15	Tmp	38	5.745	11:38:20.97	11:38:18.58	0	2.4s	-24	10°	18°
16	Tmp	38	5.969	11:38:59.37	11:38:59.68	0	0.3s	+3	4°	18°
17	Tmp	39	6.738	11:40:43.08	11:40:44.20	0	1.1s	+11	9°	18°
18	Tmp	40	7.019	11:41:24.08	11:41:21.84	0	2.2s	-22	11°	17°
19	Tmp	41	7.316	11:42:11.98	11:42:11.91	0	0.1s	-1	5°	16°
20	Tmp	45	7.708	11:43:06.68	11:43:06.56	0	0.1s	-1	1°	16°
21	Tmp	47	8.262	11:44:33.97	11:44:33.11	0	0.9s	[-9]	7°	15°
22	Tmp	50	0.251	11:46:27.18	11:46:28.01	0	0.8s	+8	7°	15°
23	Tmp	53	0.635	11:47:17.59	11:47:16.70	0	0.9s	[-9]	9°	15°
24	Tmp	54	0.950	11:47:57.86	11:47:57.07	0	0.8s	-8	15°	15°
25	Tmp	56	1.423	11:48:45.60	11:48:46.93	0	1.3s	+13	14°	15°
26	Tmp	58	1.904	11:49:34.36	11:49:42.51	0	8.2s	+82	29°	14°
27	Tmp	60	2.274	11:50:16.68	11:50:19.52	0	2.8s	+28	14°	14°
28	Tmp	62	3.041	11:51:41.79	11:51:42.46	0	0.7s	+7	5°	14°
29	Tmp	64	3.435	11:52:29.65	11:52:30.55	0	0.9s	+9	11°	14°
30	Tmp	68	4.405	11:54:20.44	11:54:24.70	0	4.3s	+43	24°	14°
31	Tmp	73	5.421	11:56:47.41	11:56:49.92	0	2.5s	+25	12°	14°
32	Tmp	77	6.113	11:58:31.55	11:58:35.19	0	3.6s	+36	21°	14°
33	Tmp	83	0.208	12:02:14.39	12:02:14.96	0	0.6s	+6	4°	14°
34	Tmp	84	0.575	12:02:47.73	12:02:48.45	0	0.7s	+7	9°	14°
35	Tmp	86	1.060	12:03:47.81	12:03:48.15	0	0.3s	+3	4°	14°
36	Tmp	89	1.767	12:04:55.10	12:04:50.85	0	4.3s	-43	22°	14°
37	Tmp	91	2.431	12:06:09.29	12:06:08.48	0	0.8s	-8	9°	14°
38	Tmp	97	0.504	12:35:34.28	12:35:33.63	0	0.7s	-7	7°	14°
39	Tmp	98	0.944	12:36:13.46	12:36:11.76	0	1.7s	-17	21°	14°
40	Tmp	103	1.729	12:37:36.02	12:37:34.55	0	1.5s	-15	18°	14°
41	Tmp	106	2.281	12:38:43.81	12:38:42.74	0	1.1s	-11	14°	14°
42	Tmp	108	2.928	12:40:02.88	12:40:04.33	0	1.5s	+15	16°	14°
43	Tmp	110	3.450	12:41:00.65	12:41:00.70	0	0.1s	+1	2°	14°
44	Tmp	111	4.246	12:42:31.19	12:42:32.33	0	1.1s	+11	8°	14°
45	Tmp	113	4.745	12:43:29.50	12:43:30.63	0	1.1s	+11	9°	14°
46	Tmp	114	5.077	12:44:07.58	12:44:07.93	0	0.4s	+4	5°	14°
47	Tmp	120	6.194	12:46:39.21	12:46:41.25	0	2.0s	+20	11°	14°
48	Tmp	129	0.670	12:54:12.69	12:54:06.79	0	5.9s	-59	23°	13°
49	Tmp	131	0.964	12:54:59.39	12:54:50.04	0	9.4s	-94	35°	13°
50	Tmp	132	1.781	12:56:50.42	12:56:42.24	0	8.2s	-82	32°	13°
51	Tmp	138	2.760	12:58:36.81	12:58:31.28	0	5.5s	-55	31°	13°
52	Tmp	142	4.160	13:01:03.75	13:01:07.60	0	3.9s	+39	21°	13°

PC	Tp	Trc	DistPC	Ideal	Passagem	Pen	Erro	Pontos	NoPC	AtePC
53	Tmp	147	6.124	13:04:14.29	13:04:04.04	0	10.3s	-103	39°	13°
54	Tmp	155	0.280	13:19:06.27	13:18:58.75	0	7.5s	-75	31°	14°
55	Tmp	157	0.713	13:20:22.63	13:20:19.52	0	3.1s	-31	25°	14°
56	Tmp	159	1.193	13:21:40.78	13:21:41.97	0	1.2s	+12	16°	13°
57	Tmp	162	2.759	13:26:04.10	13:26:02.73	0	1.4s	-14	15°	13°
58	Tmp	168	4.019	13:28:16.79	13:28:17.90	0	1.1s	+11	7°	13°
59	Tmp	175	0.401	13:32:27.69	13:32:18.97	0	8.7s	-87	34°	13°
60	Tmp	180	1.618	13:36:13.60	13:36:16.76	0	3.2s	+32	21°	13°
61	Tmp	187	3.172	13:39:33.40	13:39:34.49	0	1.1s	+11	8°	13°
62	Tmp	198	5.213	13:44:11.12	13:44:15.22	0	4.1s	+41	24°	13°

Num	93	Pen	0	PCZ	0	Total PP	2348	Col. Final	13°
-----	----	-----	---	-----	---	----------	------	------------	-----





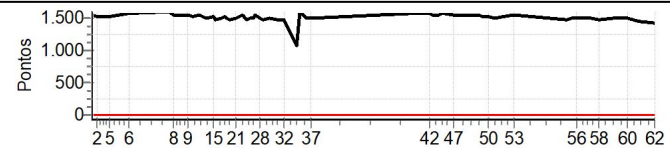
## PETROPOLIS - RJ - Mitsubishi MotorSports 2021

### Performance Individual

PC	Tp	Trc	DistPC	Ideal	Passagem	Pen	Erro	Pontos	NoPC	AtePC
<b>N</b> <b>u</b> <b>m</b>	<b>94</b>	94 / Glauccio da Costa Correa / Rodrigo de Gouvea Gomes								
		Cat / NL / Largada		TURISMO LIGHT / 94 / 10:34:00						
		Petropolis-RJ				PAJERO TR4 FLEX 2.0 4X4 MT 5P				
PC	Tp	Trc	DistPC	Ideal	Passagem	Pen	Erro	Pontos	NoPC	AtePC
1	Tmp	3	0.297	11:04:42.93	11:07:18.03	0	2m35s	<b>+1551</b>	59°	49°
2	Tmp	3	0.918	11:06:05.73	11:08:38.56	0	2m32s	<b>+1528</b>	59°	59°
3	Tmp	6	1.552	11:07:25.76	11:09:58.52	0	2m32s	<b>+1528</b>	59°	59°
4	Tmp	7	1.954	11:08:38.23	11:11:10.47	0	2m32s	<b>+1522</b>	59°	59°
5	Tmp	7	2.301	11:09:47.63	11:12:21.92	0	2m34s	<b>+1543</b>	59°	59°
6	Tmp	12	3.974	11:15:07.43	11:17:45.31	0	2m37s	<b>+1579</b>	59°	59°
7	Tmp	20	0.385	11:26:43.03	11:29:23.61	0	2m40s	<b>[+1606]</b>	56°	59°
8	Tmp	23	1.159	11:28:08.18	11:30:43.70	0	2m35s	<b>+1555</b>	55°	58°
9	Tmp	27	2.528	11:31:51.25	11:34:26.04	0	2m34s	<b>+1548</b>	55°	57°
10	Tmp	30	3.226	11:33:21.74	11:35:55.50	0	2m33s	<b>+1538</b>	55°	57°
11	Tmp	34	3.936	11:35:05.02	11:37:41.85	0	2m36s	<b>+1568</b>	50°	57°
12	Tmp	35	4.393	11:36:13.22	11:38:46.75	0	2m33s	<b>+1535</b>	50°	55°
13	Tmp	35	4.740	11:36:54.86	11:39:24.65	0	2m29s	<b>+1498</b>	50°	54°
14	Tmp	37	5.112	11:37:38.48	11:40:09.14	0	2m30s	<b>+1507</b>	50°	53°
15	Tmp	38	5.745	11:39:20.97	11:41:52.89	0	2m31s	<b>+1519</b>	51°	53°
16	Tmp	38	5.969	11:39:59.37	11:42:28.60	0	2m29s	<b>+1492</b>	51°	53°
17	Tmp	39	6.738	11:41:43.08	11:44:13.80	0	2m30s	<b>+1507</b>	53°	53°
18	Tmp	40	7.019	11:42:24.08	11:44:56.47	0	2m32s	<b>+1524</b>	53°	52°
19	Tmp	41	7.316	11:43:11.98	11:45:43.31	0	2m31s	<b>+1513</b>	53°	53°
20	Tmp	45	7.708	11:44:06.68	11:46:35.73	0	2m29s	<b>+1491</b>	52°	52°
21	Tmp	47	8.262	11:45:33.97	11:48:04.91	0	2m30s	<b>+1509</b>	53°	52°
22	Tmp	50	0.251	11:47:27.18	11:50:02.17	0	2m35s	<b>+1550</b>	51°	52°
23	Tmp	53	0.635	11:48:17.59	11:50:48.98	0	2m31s	<b>+1514</b>	49°	52°
24	Tmp	54	0.950	11:48:57.86	11:51:26.11	0	2m28s	<b>+1483</b>	49°	52°
25	Tmp	56	1.423	11:49:45.60	11:52:16.64	0	2m31s	<b>+1510</b>	50°	52°
26	Tmp	58	1.904	11:50:34.36	11:53:04.79	0	2m30s	<b>+1504</b>	51°	52°
27	Tmp	60	2.274	11:51:16.68	11:53:51.60	0	2m34s	<b>+1549</b>	51°	52°
28	Tmp	62	3.041	11:52:41.79	11:55:11.72	0	2m29s	<b>+1499</b>	52°	51°
29	Tmp	64	3.435	11:53:29.65	11:55:58.99	0	2m29s	<b>+1493</b>	52°	51°
30	Tmp	68	4.405	11:55:20.44	11:57:50.38	0	2m29s	<b>+1499</b>	50°	51°
31	Tmp	73	5.421	11:57:47.41	12:00:16.63	0	2m29s	<b>+1492</b>	50°	50°
32	Tmp	77	6.113	11:59:31.55	12:02:00.82	0	2m29s	<b>+1493</b>	50°	50°
33	Tmp	83	0.208	12:03:14.39	12:05:02.78	0	1m48s	<b>+1084</b>	49°	50°
34	Tmp	84	0.575	12:03:47.73	12:06:27.86	0	2m40s	<b>[+1601]</b>	50°	50°
35	Tmp	86	1.060	12:04:47.81	12:07:24.47	0	2m36s	<b>+1567</b>	50°	49°
36	Tmp	89	1.767	12:05:55.10	12:08:24.48	0	2m29s	<b>+1494</b>	51°	49°
37	Tmp	91	2.431	12:07:09.29	12:09:39.55	0	2m30s	<b>+1503</b>	52°	49°
38	Tmp	97	0.504	12:36:34.28	12:39:11.35	0	2m37s	<b>+1571</b>	60°	50°
39	Tmp	98	0.944	12:37:13.46	12:39:51.40	0	2m37s	<b>+1579</b>	60°	50°
40	Tmp	103	1.729	12:38:36.02	12:41:13.67	0	2m37s	<b>+1577</b>	61°	50°
41	Tmp	106	2.281	12:39:43.81	12:42:21.49	0	2m37s	<b>+1577</b>	61°	50°
42	Tmp	108	2.928	12:41:02.88	12:43:41.30	0	2m38s	<b>+1584</b>	61°	49°
43	Tmp	110	3.450	12:42:00.65	12:44:37.49	0	2m36s	<b>+1568</b>	61°	49°
44	Tmp	111	4.246	12:43:31.19	12:46:07.43	0	2m36s	<b>+1562</b>	61°	49°
45	Tmp	113	4.745	12:44:29.50	12:47:06.90	0	2m37s	<b>+1574</b>	61°	49°
46	Tmp	114	5.077	12:45:07.58	12:47:44.71	0	2m37s	<b>+1571</b>	61°	49°
47	Tmp	120	6.194	12:47:39.21	12:50:14.82	0	2m35s	<b>+1556</b>	62°	50°
48	Tmp	129	0.670	12:55:12.69	12:57:47.98	0	2m35s	<b>+1553</b>	55°	50°
49	Tmp	131	0.964	12:55:59.39	12:58:32.50	0	2m33s	<b>+1531</b>	55°	50°
50	Tmp	132	1.781	12:57:50.42	13:00:23.51	0	2m33s	<b>+1531</b>	56°	50°
51	Tmp	138	2.760	12:59:36.81	13:02:07.71	0	2m30s	<b>+1509</b>	56°	49°
52	Tmp	142	4.160	13:02:03.75	13:04:36.62	0	2m32s	<b>+1529</b>	55°	49°

PC	Tp	Trc	DistPC	Ideal	Passagem	Pen	Erro	Pontos	NoPC	AtePC
53	Tmp	147	6.124	13:05:14.29	13:07:49.43	0	2m35s	<b>+1551</b>	56°	49°
54	Tmp	155	0.280	13:20:06.27	13:22:34.64	0	2m28s	<b>+1484</b>	57°	49°
55	Tmp	157	0.713	13:21:22.63	13:23:52.00	0	2m29s	<b>+1494</b>	57°	49°
56	Tmp	159	1.193	13:22:40.78	13:25:11.50	0	2m30s	<b>+1507</b>	57°	49°
57	Tmp	162	2.759	13:27:04.10	13:29:35.38	0	2m31s	<b>+1513</b>	58°	49°
58	Tmp	168	4.019	13:29:16.79	13:31:46.12	0	2m29s	<b>+1493</b>	58°	49°
59	Tmp	175	0.401	13:33:27.69	13:35:58.45	0	2m30s	<b>+1508</b>	56°	49°
60	Tmp	180	1.618	13:37:13.60	13:39:44.03	0	2m30s	<b>+1504</b>	57°	49°
61	Tmp	187	3.172	13:40:33.40	13:42:58.94	0	2m25s	<b>+1455</b>	57°	49°
62	Tmp	198	5.213	13:45:11.12	13:47:34.05	0	2m22s	<b>+1429</b>	56°	49°

Num	94	Pen	0	PCZ	0	Total PP	91099	Col. Final	49°
-----	----	-----	---	-----	---	----------	-------	------------	-----





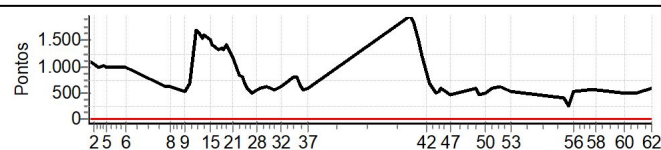
## PETROPOLIS - RJ - Mitsubishi MotorSports 2021

### Performance Individual

PC	Tp	Trc	DistPC	Ideal	Passagem	Pen	Erro	Pontos	NoPC	AtePC
<b>N</b> <b>u</b> <b>m</b>	<b>95</b>	95 / Marcus Carneiro de Freitas / Lucas Sindorf								
		Cat / NL / Largada		TURISMO LIGHT / 95 / 10:35:00						
		Petropolis-RJ				PAJERO DAKAR 3.2L D A/T				
PC	Tp	Trc	DistPC	Ideal	Passagem	Pen	Erro	Pontos	NoPC	AtePC
1	Tmp	3	0.297	11:05:42.93	11:07:32.37	0	1m49s	<b>+1094</b>	58 °	48 °
2	Tmp	3	0.918	11:07:05.73	11:08:50.11	0	1m44s	<b>+1044</b>	58 °	57 °
3	Tmp	6	1.552	11:08:25.76	11:10:05.45	0	1m39s	<b>+997</b>	57 °	58 °
4	Tmp	7	1.954	11:09:38.23	11:11:19.28	0	1m41s	<b>+1011</b>	58 °	58 °
5	Tmp	7	2.301	11:10:47.63	11:12:25.88	0	1m38s	<b>+983</b>	57 °	58 °
6	Tmp	12	3.974	11:16:07.43	11:17:47.11	0	1m39s	<b>+997</b>	55 °	58 °
7	Tmp	20	0.385	11:27:43.03	11:28:44.07	0	1m01s	<b>+610</b>	43 °	57 °
8	Tmp	23	1.159	11:29:08.18	11:30:10.97	0	1m02s	<b>+628</b>	44 °	55 °
9	Tmp	27	2.528	11:32:51.25	11:33:43.00	0	51.8s	<b>+518</b>	43 °	54 °
10	Tmp	30	3.226	11:34:21.74	11:35:29.24	0	1m07s	<b>+675</b>	47 °	54 °
11	Tmp	34	3.936	11:36:05.02	11:38:54.70	0	2m49s	<b>[+1697]</b>	51 °	53 °
12	Tmp	35	4.393	11:37:13.22	11:39:57.95	0	2m44s	<b>[+1647]</b>	51 °	52 °
13	Tmp	35	4.740	11:37:54.86	11:40:30.34	0	2m35s	<b>+1555</b>	51 °	51 °
14	Tmp	37	5.112	11:38:38.48	11:41:17.50	0	2m39s	<b>+1590</b>	51 °	50 °
15	Tmp	38	5.745	11:40:20.97	11:42:52.90	0	2m31s	<b>+1519</b>	50 °	50 °
16	Tmp	38	5.969	11:40:59.37	11:43:21.71	0	2m22s	<b>+1423</b>	50 °	50 °
17	Tmp	39	6.738	11:42:43.08	11:44:56.08	0	2m13s	<b>+1330</b>	51 °	50 °
18	Tmp	40	7.019	11:43:24.08	11:45:39.56	0	2m15s	<b>+1355</b>	51 °	50 °
19	Tmp	41	7.316	11:44:11.98	11:46:25.47	0	2m13s	<b>+1335</b>	51 °	50 °
20	Tmp	45	7.708	11:45:06.68	11:47:27.99	0	2m21s	<b>+1413</b>	51 °	50 °
21	Tmp	47	8.262	11:46:33.97	11:48:29.97	0	1m56s	<b>+1160</b>	50 °	50 °
22	Tmp	50	0.251	11:48:27.18	11:49:51.01	0	1m23s	<b>+838</b>	45 °	50 °
23	Tmp	53	0.635	11:49:17.59	11:50:38.10	0	1m20s	<b>+805</b>	44 °	49 °
24	Tmp	54	0.950	11:49:57.86	11:51:08.00	0	1m10s	<b>+701</b>	43 °	49 °
25	Tmp	56	1.423	11:50:45.60	11:51:43.41	0	57.8s	<b>+578</b>	42 °	48 °
26	Tmp	58	1.904	11:51:34.36	11:52:25.66	0	51.3s	<b>+513</b>	43 °	48 °
27	Tmp	60	2.274	11:52:16.68	11:53:06.08	0	49.4s	<b>+494</b>	43 °	48 °
28	Tmp	62	3.041	11:53:41.79	11:54:36.96	0	55.2s	<b>+552</b>	43 °	47 °
29	Tmp	64	3.435	11:54:29.65	11:55:29.34	0	59.7s	<b>+597</b>	43 °	46 °
30	Tmp	68	4.405	11:56:20.44	11:57:22.37	0	1m01s	<b>+619</b>	44 °	46 °
31	Tmp	73	5.421	11:58:47.41	11:59:44.20	0	56.8s	<b>+568</b>	42 °	46 °
32	Tmp	77	6.113	12:00:31.55	12:01:34.07	0	1m02s	<b>+625</b>	43 °	46 °
33	Tmp	83	0.208	12:04:14.39	12:05:34.57	0	1m20s	<b>+802</b>	47 °	46 °
34	Tmp	84	0.575	12:04:47.73	12:06:07.17	0	1m19s	<b>+794</b>	47 °	47 °
35	Tmp	86	1.060	12:05:47.81	12:06:51.83	0	1m04s	<b>+640</b>	46 °	47 °
36	Tmp	89	1.767	12:06:55.10	12:07:51.11	0	56.0s	<b>+560</b>	45 °	47 °
37	Tmp	91	2.431	12:08:09.29	12:09:07.85	0	58.6s	<b>+586</b>	45 °	47 °
38	Tmp	97	0.504	12:37:34.28	12:40:51.40	0	3m17s	<b>+1971</b>	61 °	46 °
39	Tmp	98	0.944	12:38:13.46	12:41:16.76	0	3m03s	<b>+1833</b>	61 °	46 °
40	Tmp	103	1.729	12:39:36.02	12:42:07.08	0	2m31s	<b>+1511</b>	60 °	46 °
41	Tmp	106	2.281	12:40:43.81	12:42:48.06	0	2m04s	<b>+1243</b>	60 °	45 °
42	Tmp	108	2.928	12:42:02.88	12:43:32.51	0	1m29s	<b>+896</b>	58 °	45 °
43	Tmp	110	3.450	12:43:00.65	12:44:09.39	0	1m08s	<b>+687</b>	55 °	45 °
44	Tmp	111	4.246	12:44:31.19	12:45:21.18	0	50.0s	<b>+500</b>	52 °	45 °
45	Tmp	113	4.745	12:45:29.50	12:46:21.67	0	52.2s	<b>+522</b>	52 °	45 °
46	Tmp	114	5.077	12:46:07.58	12:47:04.78	0	57.2s	<b>+572</b>	53 °	45 °
47	Tmp	120	6.194	12:48:39.21	12:49:25.47	0	46.3s	<b>+463</b>	50 °	45 °
48	Tmp	129	0.670	12:56:12.69	12:57:10.90	0	58.2s	<b>+582</b>	48 °	45 °
49	Tmp	131	0.964	12:56:59.39	12:57:47.06	0	47.7s	<b>+477</b>	47 °	45 °
50	Tmp	132	1.781	12:58:50.42	12:59:39.15	0	48.7s	<b>+487</b>	47 °	45 °
51	Tmp	138	2.760	13:00:36.81	13:01:33.85	0	57.0s	<b>+570</b>	50 °	45 °
52	Tmp	142	4.160	13:03:03.75	13:04:06.38	0	1m02s	<b>+626</b>	50 °	44 °

PC	Tp	Trc	DistPC	Ideal	Passagem	Pen	Erro	Pontos	NoPC	AtePC
53	Tmp	147	6.124	13:06:14.29	13:07:05.70	0	51.4s	<b>+514</b>	46 °	44 °
54	Tmp	155	0.280	13:21:06.27	13:21:46.59	0	40.3s	<b>+403</b>	48 °	44 °
55	Tmp	157	0.713	13:22:22.63	13:22:46.05	0	23.4s	<b>+234</b>	43 °	42 °
56	Tmp	159	1.193	13:23:40.78	13:24:33.56	0	52.8s	<b>+528</b>	50 °	41 °
57	Tmp	162	2.759	13:28:04.10	13:28:58.74	0	54.6s	<b>+546</b>	51 °	43 °
58	Tmp	168	4.019	13:30:16.79	13:31:11.05	0	54.3s	<b>+543</b>	50 °	43 °
59	Tmp	175	0.401	13:34:27.69	13:35:18.57	0	50.9s	<b>+509</b>	54 °	43 °
60	Tmp	180	1.618	13:38:13.60	13:39:02.30	0	48.7s	<b>+487</b>	50 °	43 °
61	Tmp	187	3.172	13:41:33.40	13:42:24.06	0	50.7s	<b>+507</b>	49 °	42 °
62	Tmp	198	5.213	13:46:11.12	13:47:09.94	0	58.8s	<b>+588</b>	52 °	42 °

Num	95	Pen	0	PCZ	0	Total PP	49308	Col. Final	42°
-----	----	-----	---	-----	---	----------	-------	------------	-----





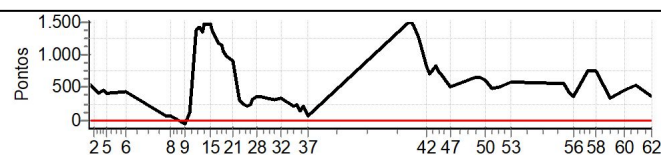
## PETROPOLIS - RJ - Mitsubishi MotorSports 2021

### Performance Individual

PC	Tp	Trc	DistPC	Ideal	Passagem	Pen	Erro	Pontos	NoPC	AtePC
N u m	96	96 / Sergio Pereira Teixeira / Raquel de Souza Teixeira								
		Cat / NL / Largada TURISMO LIGHT / 96 / 10:36:00								
		Rio de Janeiro-RJ TRITON SP OUTD HPE								
PC	Tp	Trc	DistPC	Ideal	Passagem	Pen	Erro	Pontos	NoPC	AtePC
1	Tmp	3	0.297	11:06:42.93	11:07:38.72	0	55.8s	+558	52 °	43 °
2	Tmp	3	0.918	11:08:05.73	11:08:55.32	0	49.6s	+496	51 °	52 °
3	Tmp	6	1.552	11:09:25.76	11:10:07.87	0	42.1s	+421	48 °	51 °
4	Tmp	7	1.954	11:10:38.23	11:11:23.61	0	45.4s	+454	50 °	52 °
5	Tmp	7	2.301	11:11:47.63	11:12:29.93	0	42.3s	+423	44 °	51 °
6	Tmp	12	3.974	11:17:07.43	11:17:50.66	0	43.2s	+432	44 °	50 °
7	Tmp	20	0.385	11:28:43.03	11:28:49.29	0	6.3s	+63	23 °	47 °
8	Tmp	23	1.159	11:30:08.18	11:30:14.73	0	6.6s	+66	23 °	43 °
9	Tmp	27	2.528	11:33:51.25	11:33:46.26	0	5.0s	-50	21 °	40 °
10	Tmp	30	3.226	11:35:21.74	11:35:33.05	0	11.3s	+113	28 °	37 °
11	Tmp	34	3.936	11:37:05.02	11:39:20.84	0	2m15s	+1358	48 °	38 °
12	Tmp	35	4.393	11:38:13.22	11:40:33.91	0	2m20s	+1407	48 °	41 °
13	Tmp	35	4.740	11:38:54.86	11:41:08.60	0	2m13s	+1337	49 °	41 °
14	Tmp	37	5.112	11:39:38.48	11:42:03.95	0	2m25s	+1455	49 °	44 °
15	Tmp	38	5.745	11:41:20.97	11:43:47.55	0	2m26s	[+1466]	49 °	45 °
16	Tmp	38	5.969	11:41:59.37	11:44:15.74	0	2m16s	+1364	48 °	45 °
17	Tmp	39	6.738	11:43:43.08	11:45:39.38	0	1m56s	+1163	46 °	46 °
18	Tmp	40	7.019	11:44:24.08	11:46:18.83	0	1m54s	+1148	46 °	46 °
19	Tmp	41	7.316	11:45:11.98	11:46:56.10	0	1m44s	+1041	44 °	46 °
20	Tmp	45	7.708	11:46:06.68	11:47:43.75	0	1m37s	+971	44 °	46 °
21	Tmp	47	8.262	11:47:33.97	11:49:03.71	0	1m29s	+897	45 °	46 °
22	Tmp	50	0.251	11:49:27.18	11:49:58.04	0	30.9s	+309	38 °	45 °
23	Tmp	53	0.635	11:50:17.59	11:50:44.89	0	27.3s	+273	37 °	45 °
24	Tmp	54	0.950	11:50:57.86	11:51:21.51	0	23.7s	+237	36 °	44 °
25	Tmp	56	1.423	11:51:45.60	11:52:08.63	0	23.0s	+230	36 °	43 °
26	Tmp	58	1.904	11:52:34.36	11:52:59.46	0	25.1s	+251	37 °	43 °
27	Tmp	60	2.274	11:53:16.68	11:53:48.44	0	31.8s	+318	37 °	43 °
28	Tmp	62	3.041	11:54:41.79	11:55:18.74	0	37.0s	+370	40 °	43 °
29	Tmp	64	3.435	11:55:29.65	11:56:05.07	0	35.4s	+354	39 °	43 °
30	Tmp	68	4.405	11:57:20.44	11:57:54.59	0	34.2s	+342	39 °	43 °
31	Tmp	73	5.421	11:59:47.41	12:00:18.17	0	30.8s	+308	40 °	42 °
32	Tmp	77	6.113	12:01:31.55	12:02:04.56	0	33.0s	+330	37 °	41 °
33	Tmp	83	0.208	12:05:14.39	12:05:37.19	0	22.8s	+228	36 °	41 °
34	Tmp	84	0.575	12:05:47.73	12:06:11.94	0	24.2s	+242	40 °	41 °
35	Tmp	86	1.060	12:06:47.81	12:07:01.42	0	13.6s	+136	37 °	41 °
36	Tmp	89	1.767	12:07:55.10	12:08:16.03	0	20.9s	+209	37 °	41 °
37	Tmp	91	2.431	12:09:09.29	12:09:16.90	0	7.6s	+76	28 °	41 °
38	Tmp	97	0.504	12:38:34.28	12:41:05.60	0	2m31s	[+1513]	59 °	41 °
39	Tmp	98	0.944	12:39:13.46	12:41:37.86	0	2m24s	+1444	59 °	41 °
40	Tmp	103	1.729	12:40:36.02	12:42:43.15	0	2m07s	+1271	59 °	41 °
41	Tmp	106	2.281	12:41:43.81	12:43:32.42	0	1m48s	+1086	58 °	42 °
42	Tmp	108	2.928	12:43:02.88	12:44:26.00	0	1m23s	+831	57 °	42 °
43	Tmp	110	3.450	12:44:00.65	12:45:12.49	0	1m11s	+718	57 °	42 °
44	Tmp	111	4.246	12:45:31.19	12:46:53.86	0	1m22s	+827	56 °	42 °
45	Tmp	113	4.745	12:46:29.50	12:47:43.13	0	1m13s	+736	56 °	42 °
46	Tmp	114	5.077	12:47:07.58	12:48:19.31	0	1m11s	+717	54 °	42 °
47	Tmp	120	6.194	12:49:39.21	12:50:31.23	0	52.0s	+520	52 °	42 °
48	Tmp	129	0.670	12:57:12.69	12:58:18.11	0	1m05s	+654	49 °	42 °
49	Tmp	131	0.964	12:57:59.39	12:59:06.24	0	1m06s	+669	51 °	41 °
50	Tmp	132	1.781	12:59:50.42	13:00:51.16	0	1m00s	+607	51 °	41 °
51	Tmp	138	2.760	13:01:36.81	13:02:26.24	0	49.4s	+494	48 °	40 °
52	Tmp	142	4.160	13:04:03.75	13:04:54.83	0	51.1s	+511	49 °	40 °

PC	Tp	Trc	DistPC	Ideal	Passagem	Pen	Erro	Pontos	NoPC	AtePC
53	Tmp	147	6.124	13:07:14.29	13:08:12.09	0	57.8s	+578	49 °	40 °
54	Tmp	155	0.280	13:22:06.27	13:23:02.43	0	56.2s	+562	52 °	40 °
55	Tmp	157	0.713	13:23:22.63	13:24:06.49	0	43.9s	+439	50 °	39 °
56	Tmp	159	1.193	13:24:40.78	13:25:18.20	0	37.4s	+374	48 °	39 °
57	Tmp	162	2.759	13:29:04.10	13:30:20.22	0	1m16s	+761	54 °	39 °
58	Tmp	168	4.019	13:31:16.79	13:32:31.41	0	1m14s	+746	55 °	39 °
59	Tmp	175	0.401	13:35:27.69	13:36:02.93	0	35.2s	+352	47 °	39 °
60	Tmp	180	1.618	13:39:13.60	13:39:59.40	0	45.8s	+458	49 °	39 °
61	Tmp	187	3.172	13:42:33.40	13:43:25.85	0	52.5s	+525	50 °	39 °
62	Tmp	198	5.213	13:47:11.12	13:47:47.53	0	36.4s	+364	45 °	39 °

Num	96	Pen	0	PCZ	0	Total PP	35674	Col. Final	39°
-----	----	-----	---	-----	---	----------	-------	------------	-----





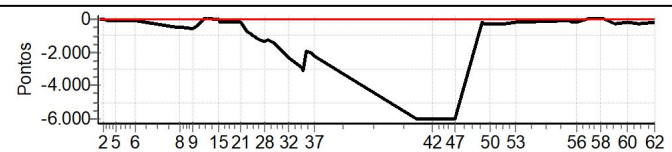
## PETROPOLIS - RJ - Mitsubishi MotorSports 2021

### Performance Individual

PC	Tp	Trc	DistPC	Ideal	Passagem	Pen	Erro	Pontos	NoPC	AtePC
<b>N</b> <b>u</b> <b>m</b>	<b>97</b>	97 / Raphael Souza Andrade C Jorge / Felipe Andrade Corrêa Jorge								
		Cat / NL / Largada		TURISMO LIGHT / 97 / 10:37:00						
		Niteroi-RJ			L200 TRITON SPORT HPE 2.4 D 4X4					
PC	Tp	Trc	DistPC	Ideal	Passagem	Pen	Erro	Pontos	NoPC	AtePC
1	Tmp	3	0.297	11:07:42.93	11:07:44.54	0	1.6s	+16	13°	12°
2	Tmp	3	0.918	11:09:05.73	11:09:01.07	0	4.7s	-47	31°	32°
3	Tmp	6	1.552	11:10:25.76	11:10:12.29	0	13.5s	-135	39°	36°
4	Tmp	7	1.954	11:11:38.23	11:11:29.12	0	9.1s	-91	22°	35°
5	Tmp	7	2.301	11:12:47.63	11:12:39.57	0	8.1s	-81	21°	25°
6	Tmp	12	3.974	11:18:07.43	11:17:54.02	0	13.4s	-134	25°	24°
7	Tmp	20	0.385	11:29:43.03	11:28:51.51	0	51.5s	-515	42°	35°
8	Tmp	23	1.159	11:31:08.18	11:30:17.31	0	50.9s	-509	41°	34°
9	Tmp	27	2.528	11:34:51.25	11:33:48.13	0	1m03s	-631	45°	39°
10	Tmp	30	3.226	11:36:21.74	11:35:38.31	0	43.4s	-434	41°	39°
11	Tmp	34	3.936	11:38:05.02	11:38:04.60	0	0.4s	[-4]	3°	36°
12	Tmp	35	4.393	11:39:13.22	11:39:30.11	0	16.9s	[+169]	27°	31°
13	Tmp	35	4.740	11:39:54.86	11:40:00.07	0	5.2s	+52	17°	31°
14	Tmp	37	5.112	11:40:38.48	11:40:36.81	0	1.7s	-17	10°	29°
15	Tmp	38	5.745	11:42:20.97	11:42:18.30	0	2.7s	-27	11°	28°
16	Tmp	38	5.969	11:42:59.37	11:42:41.60	0	17.8s	-178	29°	28°
17	Tmp	39	6.738	11:44:43.08	11:44:19.85	0	23.2s	-232	31°	28°
18	Tmp	40	7.019	11:45:24.08	11:45:03.65	0	20.4s	-204	27°	29°
19	Tmp	41	7.316	11:46:11.98	11:45:50.08	0	21.9s	-219	28°	27°
20	Tmp	45	7.708	11:47:06.68	11:46:43.88	0	22.8s	-228	28°	27°
21	Tmp	47	8.262	11:48:33.97	11:48:10.32	0	23.7s	-237	30°	25°
22	Tmp	50	0.251	11:50:27.18	11:49:10.25	0	1m16s	-769	44°	28°
23	Tmp	53	0.635	11:51:17.59	11:49:45.89	0	1m31s	-917	47°	30°
24	Tmp	54	0.950	11:51:57.86	11:50:14.41	0	1m43s	-1035	47°	31°
25	Tmp	56	1.423	11:52:45.60	11:50:52.61	0	1m53s	-1130	47°	35°
26	Tmp	58	1.904	11:53:34.36	11:51:32.24	0	2m02s	-1221	47°	35°
27	Tmp	60	2.274	11:54:16.68	11:52:06.24	0	2m10s	-1304	47°	36°
28	Tmp	62	3.041	11:55:41.79	11:53:28.05	0	2m13s	-1337	48°	37°
29	Tmp	64	3.435	11:56:29.65	11:54:19.61	0	2m10s	-1300	48°	39°
30	Tmp	68	4.405	11:58:20.44	11:55:55.32	0	2m25s	-1451	48°	40°
31	Tmp	73	5.421	12:00:47.41	11:57:34.13	0	3m13s	-1933	52°	41°
32	Tmp	77	6.113	12:02:31.55	11:58:41.52	0	3m50s	-2300	54°	42°
33	Tmp	83	0.208	12:06:14.39	12:01:20.72	0	4m53s	-2937	56°	42°
34	Tmp	84	0.575	12:06:47.73	12:01:41.15	0	5m06s	-3066	56°	45°
35	Tmp	86	1.060	12:07:47.81	12:04:31.12	0	3m16s	-1967	54°	45°
36	Tmp	89	1.767	12:08:55.10	12:05:25.75	0	3m29s	-2094	54°	45°
37	Tmp	91	2.431	12:10:09.29	12:06:22.86	0	3m46s	-2264	55°	46°
38	Tmp	97	0.504	12:39:34.28	12:23:57.16	0	15m37s	-6000	68°	47°
39	Tmp	98	0.944	12:40:13.46	12:24:28.56	0	15m44s	-6000	68°	47°
40	Tmp	103	1.729	12:41:36.02	12:25:36.86	0	15m59s	-6000	68°	48°
41	Tmp	106	2.281	12:42:43.81	12:26:39.49	0	16m04s	-6000	68°	49°
42	Tmp	108	2.928	12:44:02.88	12:27:41.17	0	16m21s	-6000	68°	50°
43	Tmp	110	3.450	12:45:00.65	12:28:33.98	0	16m26s	-6000	68°	51°
44	Tmp	111	4.246	12:46:31.19	12:29:58.35	0	16m32s	-6000	68°	51°
45	Tmp	113	4.745	12:47:29.50	12:30:56.30	0	16m33s	-6000	68°	52°
46	Tmp	114	5.077	12:48:07.58	12:31:37.75	0	16m29s	-6000	68°	53°
47	Tmp	120	6.194	12:50:39.21	12:33:55.35	0	16m43s	-6000	68°	53°
48	Tmp	129	0.670	12:58:12.69	12:57:46.38	0	26.3s	-263	41°	53°
49	Tmp	131	0.964	12:58:59.39	12:58:29.39	0	30.0s	-300	43°	53°
50	Tmp	132	1.781	13:00:50.42	13:00:19.84	0	30.6s	-306	43°	53°
51	Tmp	138	2.760	13:02:36.81	13:02:02.63	0	34.2s	-342	47°	53°
52	Tmp	142	4.160	13:05:03.75	13:04:29.36	0	34.4s	-344	46°	53°

PC	Tp	Trc	DistPC	Ideal	Passagem	Pen	Erro	Pontos	NoPC	AtePC
53	Tmp	147	6.124	13:08:14.29	13:07:48.01	0	26.3s	-263	43°	53°
54	Tmp	155	0.280	13:23:06.27	13:22:57.96	0	8.3s	-83	32°	52°
55	Tmp	157	0.713	13:24:22.63	13:24:02.86	0	19.8s	-198	42°	52°
56	Tmp	159	1.193	13:25:40.78	13:25:14.39	0	26.4s	-264	45°	52°
57	Tmp	162	2.759	13:30:04.10	13:30:07.59	0	3.5s	+35	27°	52°
58	Tmp	168	4.019	13:32:16.79	13:32:25.10	0	8.3s	[+83]	38°	52°
59	Tmp	175	0.401	13:36:27.69	13:36:01.18	0	26.5s	-265	42°	52°
60	Tmp	180	1.618	13:40:13.60	13:39:47.88	0	25.7s	-257	42°	52°
61	Tmp	187	3.172	13:43:33.40	13:43:04.71	0	28.7s	-287	42°	51°
62	Tmp	198	5.213	13:48:11.12	13:47:44.88	0	26.2s	-262	43°	51°

Num **97** Pen **0** PCZ **0** Total PP **94481** Col. Final **51°**





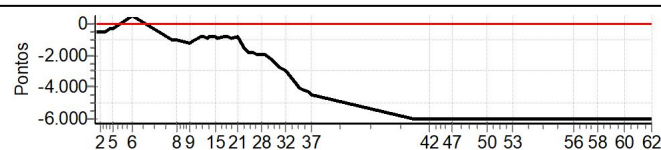
## PETROPOLIS - RJ - Mitsubishi MotorSports 2021

### Performance Individual

PC	Tp	Trc	DistPC	Ideal	Passagem	Pen	Erro	Pontos	NoPC	AtePC
<b>N</b> <b>u</b> <b>m</b>	<b>98</b>	98 / Edimar Heleno Eufrazio / Carla Fatima Monteiro de Souza								
		Cat / NL / Largada		TURISMO LIGHT / 98 / 10:38:00						
		São Gonçalo-rj			PAJERO HPE 3.2 D 3P 4X4 AT S					
PC	Tp	Trc	DistPC	Ideal	Passagem	Pen	Erro	Pontos	NoPC	AtePC
1	Tmp	3	0.297	11:08:42.93	11:07:51.21	0	51.7s	-517	51 °	58 °
2	Tmp	3	0.918	11:10:05.73	11:09:09.18	0	56.6s	-566	53 °	58 °
3	Tmp	6	1.552	11:11:25.76	11:10:30.53	0	55.2s	-552	53 °	56 °
4	Tmp	7	1.954	11:12:38.23	11:12:02.29	0	35.9s	-359	45 °	56 °
5	Tmp	7	2.301	11:13:47.63	11:13:20.62	0	27.0s	-270	39 °	54 °
6	Tmp	12	3.974	11:19:07.43	11:19:57.27	0	49.8s	[+498]	48 °	51 °
7	Tmp	20	0.385	11:30:43.03	11:29:01.33	0	1m41s	-1017	49 °	50 °
8	Tmp	23	1.159	11:32:08.18	11:30:29.43	0	1m38s	-988	49 °	50 °
9	Tmp	27	2.528	11:35:51.25	11:33:49.89	0	2m01s	-1214	52 °	51 °
10	Tmp	30	3.226	11:37:21.74	11:35:40.24	0	1m41s	-1015	52 °	52 °
11	Tmp	34	3.936	11:39:05.02	11:37:45.10	0	1m19s	-799	44 °	50 °
12	Tmp	35	4.393	11:40:13.22	11:38:48.73	0	1m24s	-845	45 °	48 °
13	Tmp	35	4.740	11:40:54.86	11:39:27.01	0	1m27s	-879	46 °	48 °
14	Tmp	37	5.112	11:41:38.48	11:40:11.95	0	1m26s	-865	45 °	48 °
15	Tmp	38	5.745	11:43:20.97	11:41:54.86	0	1m26s	-861	42 °	48 °
16	Tmp	38	5.969	11:43:59.37	11:42:30.76	0	1m28s	-886	44 °	48 °
17	Tmp	39	6.738	11:45:43.08	11:44:16.13	0	1m27s	-870	43 °	48 °
18	Tmp	40	7.019	11:46:24.08	11:44:59.87	0	1m24s	-842	42 °	47 °
19	Tmp	41	7.316	11:47:11.98	11:45:44.74	0	1m27s	-872	42 °	47 °
20	Tmp	45	7.708	11:48:06.68	11:46:38.27	0	1m28s	-884	41 °	47 °
21	Tmp	47	8.262	11:49:33.97	11:48:06.93	0	1m27s	-870	43 °	47 °
22	Tmp	50	0.251	11:51:27.18	11:48:57.55	0	2m29s	-1496	49 °	47 °
23	Tmp	53	0.635	11:52:17.59	11:49:29.07	0	2m48s	-1685	51 °	47 °
24	Tmp	54	0.950	11:52:57.86	11:49:57.01	0	3m00s	-1809	52 °	47 °
25	Tmp	56	1.423	11:53:45.60	11:50:42.33	0	3m03s	-1833	52 °	46 °
26	Tmp	58	1.904	11:54:34.36	11:51:26.40	0	3m08s	-1880	53 °	47 °
27	Tmp	60	2.274	11:55:16.68	11:52:02.81	0	3m13s	-1939	53 °	47 °
28	Tmp	62	3.041	11:56:41.79	11:53:25.41	0	3m16s	-1964	53 °	48 °
29	Tmp	64	3.435	11:57:29.65	11:54:11.78	0	3m17s	-1979	53 °	49 °
30	Tmp	68	4.405	11:59:20.44	11:55:39.96	0	3m40s	-2205	53 °	49 °
31	Tmp	73	5.421	12:01:47.41	11:57:14.43	0	4m33s	-2730	56 °	49 °
32	Tmp	77	6.113	12:03:31.55	11:58:37.00	0	4m54s	-2946	56 °	49 °
33	Tmp	83	0.208	12:07:14.39	12:00:39.28	0	6m35s	-3951	57 °	49 °
34	Tmp	84	0.575	12:07:47.73	12:01:05.63	0	6m42s	-4021	58 °	49 °
35	Tmp	86	1.060	12:08:47.81	12:01:46.12	0	7m01s	-4217	58 °	50 °
36	Tmp	89	1.767	12:09:55.10	12:02:47.98	0	7m07s	-4271	58 °	51 °
37	Tmp	91	2.431	12:11:09.29	12:03:44.94	0	7m24s	-4444	58 °	51 °
38	Tmp	97	0.504	12:40:34.28	12:16:36.94	0	23m57s	-6000	67 °	52 °
39	Tmp	98	0.944	12:41:13.46	12:17:05.49	0	24m08s	-6000	67 °	52 °
40	Tmp	103	1.729	12:42:36.02	12:18:04.48	0	24m31s	-6000	67 °	53 °
41	Tmp	106	2.281	12:43:43.81	12:18:46.34	0	24m57s	-6000	67 °	54 °
42	Tmp	108	2.928	12:45:02.88	12:19:35.05	0	25m27s	-6000	67 °	54 °
43	Tmp	110	3.450	12:46:00.65	12:20:14.52	0	25m46s	-6000	67 °	56 °
44	Tmp	111	4.246	12:47:31.19	12:21:27.57	0	26m03s	-6000	67 °	56 °
45	Tmp	113	4.745	12:48:29.50	12:22:07.34	0	26m22s	-6000	67 °	57 °
46	Tmp	114	5.077	12:49:07.58	12:22:34.75	0	26m32s	-6000	67 °	57 °
47	Tmp	120	6.194	12:51:39.21	12:24:43.28	0	26m55s	-6000	67 °	58 °
48	Tmp	129	0.670	12:59:12.69	12:34:27.11	0	24m45s	-6000	68 °	59 °
49	Tmp	131	0.964	12:59:59.39	12:35:12.03	0	24m47s	-6000	68 °	59 °
50	Tmp	132	1.781	13:01:50.42	12:37:09.43	0	24m41s	-6000	68 °	59 °
51	Tmp	138	2.760	13:03:36.81	12:39:05.21	0	24m31s	-6000	68 °	59 °
52	Tmp	142	4.160	13:06:03.75	12:41:21.72	0	24m42s	-6000	68 °	59 °

PC	Tp	Trc	DistPC	Ideal	Passagem	Pen	Erro	Pontos	NoPC	AtePC
53	Tmp	147	6.124	13:09:14.29	12:44:14.00	0	25m00s	-6000	68 °	59 °
54	Tmp	155	0.280	13:24:06.27	12:56:21.60	0	27m44s	-6000	68 °	59 °
55	Tmp	157	0.713	13:25:22.63	12:57:18.14	0	28m04s	-6000	68 °	59 °
56	Tmp	159	1.193	13:26:40.78	12:58:18.10	0	28m22s	-6000	68 °	59 °
57	Tmp	162	2.759	13:31:04.10	13:00:43.03	0	30m21s	-6000	68 °	60 °
58	Tmp	168	4.019	13:33:16.79	13:02:41.59	0	30m35s	-6000	68 °	60 °
59	Tmp	175	0.401	13:37:27.69	13:06:32.38	0	30m55s	-6000	68 °	65 °
60	Tmp	180	1.618	13:41:13.60	13:09:13.56	0	32m00s	-6000	68 °	65 °
61	Tmp	187	3.172	13:44:33.40	13:11:44.00	0	32m49s	-6000	68 °	65 °
62	Tmp	198	5.213	13:49:11.12	13:15:14.91	0	33m56s	-6000	68 °	65 °

Num	98	Pen	0	PCZ	0	Total PP	209341	Col. Final	NC
-----	----	-----	---	-----	---	----------	--------	------------	----





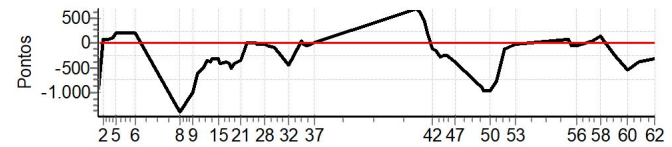
## PETROPOLIS - RJ - Mitsubishi MotorSports 2021

### Performance Individual

PC	Tp	Trc	DistPC	Ideal	Passagem	Pen	Erro	Pontos	NoPC	AtePC
N u m	99	99 / Andre Vianna Martins / Natacha Giglio Pereira								
		Cat / NL / Largada		TURISMO LIGHT / 99 / 10:39:00						
		Teresópolis-rj			PAJERO DAKAR 3.2L D A/T					
PC	Tp	Trc	DistPC	Ideal	Passagem	Pen	Erro	Pontos	NoPC	AtePC
1	Tmp	3	0.297	11:09:42.93	11:08:09.71	0	1m33s	-932	57 °	59 °
2	Tmp	3	0.918	11:11:05.73	11:11:14.77	0	9.0s	+90	36 °	56 °
3	Tmp	6	1.552	11:12:25.76	11:12:34.02	0	8.3s	+83	31 °	53 °
4	Tmp	7	1.954	11:13:38.23	11:13:50.75	0	12.5s	+125	29 °	50 °
5	Tmp	7	2.301	11:14:47.63	11:15:07.98	0	20.4s	+204	31 °	49 °
6	Tmp	12	3.974	11:20:07.43	11:20:29.21	0	21.8s	+218	31 °	46 °
7	Tmp	20	0.385	11:31:43.03	11:29:40.51	0	2m02s	-1225	53 °	48 °
8	Tmp	23	1.159	11:33:08.18	11:30:49.34	0	2m18s	-1388	52 °	49 °
9	Tmp	27	2.528	11:36:51.25	11:35:11.00	0	1m40s	-1003	51 °	49 °
10	Tmp	30	3.226	11:38:21.74	11:37:20.91	0	1m00s	-608	45 °	47 °
11	Tmp	34	3.936	11:40:05.02	11:39:18.12	0	46.9s	-469	36 °	45 °
12	Tmp	35	4.393	11:41:13.22	11:40:38.52	0	34.7s	-347	34 °	45 °
13	Tmp	35	4.740	11:41:54.86	11:41:17.17	0	37.7s	-377	33 °	44 °
14	Tmp	37	5.112	11:42:38.48	11:42:06.04	0	32.4s	-324	31 °	43 °
15	Tmp	38	5.745	11:44:20.97	11:43:49.74	0	31.2s	-312	32 °	42 °
16	Tmp	38	5.969	11:44:59.37	11:44:18.03	0	41.3s	-413	33 °	42 °
17	Tmp	39	6.738	11:46:43.08	11:46:05.95	0	37.1s	-371	33 °	41 °
18	Tmp	40	7.019	11:47:24.08	11:46:44.43	0	39.7s	-397	32 °	41 °
19	Tmp	41	7.316	11:48:11.98	11:47:22.83	0	49.2s	-492	35 °	41 °
20	Tmp	45	7.708	11:49:06.68	11:48:26.69	0	40.0s	-400	32 °	40 °
21	Tmp	47	8.262	11:50:33.97	11:49:58.31	0	35.7s	-357	33 °	38 °
22	Tmp	50	0.251	11:52:27.18	11:52:30.01	0	2.8s	+28	20 °	38 °
23	Tmp	53	0.635	11:53:17.59	11:53:19.14	0	1.6s	+16	18 °	37 °
24	Tmp	54	0.950	11:53:57.86	11:53:58.67	0	0.8s	+8	14 °	37 °
25	Tmp	56	1.423	11:54:45.60	11:54:47.44	0	1.8s	+18	20 °	37 °
26	Tmp	58	1.904	11:55:34.36	11:55:33.48	0	0.9s	[-9]	9 °	36 °
27	Tmp	60	2.274	11:56:16.68	11:56:14.54	0	2.1s	-21	11 °	35 °
28	Tmp	62	3.041	11:57:41.79	11:57:38.97	0	2.8s	-28	18 °	35 °
29	Tmp	64	3.435	11:58:29.65	11:58:24.87	0	4.8s	-48	28 °	35 °
30	Tmp	68	4.405	12:00:20.44	12:00:11.30	0	9.1s	-91	33 °	35 °
31	Tmp	73	5.421	12:02:47.41	12:02:20.43	0	27.0s	-270	38 °	35 °
32	Tmp	77	6.113	12:04:31.55	12:03:46.98	0	44.6s	-446	40 °	35 °
33	Tmp	83	0.208	12:08:14.39	12:08:19.01	0	4.6s	+46	20 °	35 °
34	Tmp	84	0.575	12:08:47.73	12:08:46.73	0	1.0s	[-10]	10 °	35 °
35	Tmp	86	1.060	12:09:47.81	12:09:43.15	0	4.7s	-47	26 °	35 °
36	Tmp	89	1.767	12:10:55.10	12:10:54.38	0	0.7s	-7	6 °	33 °
37	Tmp	91	2.431	12:12:09.29	12:12:10.11	0	0.8s	+8	8 °	33 °
38	Tmp	97	0.504	12:41:34.28	12:42:44.38	0	1m10s	[+701]	55 °	33 °
39	Tmp	98	0.944	12:42:13.46	12:43:17.76	0	1m04s	[+643]	55 °	33 °
40	Tmp	103	1.729	12:43:36.02	12:44:18.94	0	42.9s	+429	51 °	34 °
41	Tmp	106	2.281	12:44:43.81	12:45:00.72	0	16.9s	+169	45 °	34 °
42	Tmp	108	2.928	12:46:02.88	12:45:50.35	0	12.5s	-125	42 °	34 °
43	Tmp	110	3.450	12:47:00.65	12:46:45.26	0	15.4s	-154	42 °	34 °
44	Tmp	111	4.246	12:48:31.19	12:48:03.63	0	27.6s	-276	45 °	34 °
45	Tmp	113	4.745	12:49:29.50	12:49:05.36	0	24.1s	-241	42 °	34 °
46	Tmp	114	5.077	12:50:07.58	12:49:44.05	0	23.5s	-235	41 °	34 °
47	Tmp	120	6.194	12:52:39.21	12:52:00.41	0	38.8s	-388	46 °	34 °
48	Tmp	129	0.670	13:00:12.69	12:58:41.97	0	1m30s	-907	53 °	33 °
49	Tmp	131	0.964	13:00:59.39	12:59:22.46	0	1m36s	-969	53 °	34 °
50	Tmp	132	1.781	13:02:50.42	13:01:12.91	0	1m37s	-975	53 °	34 °
51	Tmp	138	2.760	13:04:36.81	13:03:20.63	0	1m16s	-762	52 °	34 °
52	Tmp	142	4.160	13:07:03.75	13:06:52.67	0	11.1s	-111	36 °	34 °

PC	Tp	Trc	DistPC	Ideal	Passagem	Pen	Erro	Pontos	NoPC	AtePC
53	Tmp	147	6.124	13:10:14.29	13:10:12.66	0	1.6s	-16	22 °	33 °
54	Tmp	155	0.280	13:25:06.27	13:25:13.29	0	7.0s	+70	30 °	33 °
55	Tmp	157	0.713	13:26:22.63	13:26:18.96	0	3.7s	-37	26 °	33 °
56	Tmp	159	1.193	13:27:40.78	13:27:34.90	0	5.9s	-59	34 °	33 °
57	Tmp	162	2.759	13:32:04.10	13:32:08.42	0	4.3s	+43	32 °	33 °
58	Tmp	168	4.019	13:34:16.79	13:34:31.93	0	15.1s	+151	43 °	33 °
59	Tmp	175	0.401	13:38:27.69	13:38:02.41	0	25.3s	-253	41 °	33 °
60	Tmp	180	1.618	13:42:13.60	13:41:18.72	0	54.9s	-549	51 °	33 °
61	Tmp	187	3.172	13:45:33.40	13:44:56.84	0	36.6s	-366	47 °	33 °
62	Tmp	198	5.213	13:50:11.12	13:49:40.47	0	30.7s	-307	44 °	33 °

Num	99	Pen	0	PCZ	0	Total PP	18809	Col. Final	33°
-----	----	-----	---	-----	---	----------	-------	------------	-----







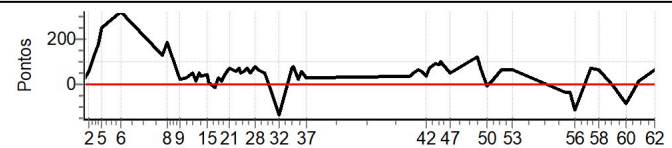
## PETROPOLIS - RJ - Mitsubishi MotorSports 2021

### Performance Individual

PC	Tp	Trc	DistPC	Ideal	Passagem	Pen	Erro	Pontos	NoPC	AtePC
<b>N</b> <b>u</b> <b>m</b>	<b>100</b>	100 / Alexandre de Freitas Moreira / Alexandre Moreira Júnior								
		Cat / NL / Largada		TURISMO LIGHT / 100 / 10:40:00						
		Rio de Janeiro-RJ				PAJERO GLS 3.2 D 5P 4X4 AT-S				
PC	Tp	Trc	DistPC	Ideal	Passagem	Pen	Erro	Pontos	NoPC	AtePC
1	Tmp	3	0.297	11:10:42.93	11:10:44.77	0	1.8s	+18	17°	16°
2	Tmp	3	0.918	11:12:05.73	11:12:11.08	0	5.4s	+54	32°	19°
3	Tmp	6	1.552	11:13:25.76	11:13:37.89	0	12.1s	+121	38°	27°
4	Tmp	7	1.954	11:14:38.23	11:14:56.01	0	17.8s	+178	36°	29°
5	Tmp	7	2.301	11:15:47.63	11:16:12.24	0	24.6s	[+246]	36°	28°
6	Tmp	12	3.974	11:21:07.43	11:21:39.10	0	31.7s	[+317]	38°	28°
7	Tmp	20	0.385	11:32:43.03	11:32:55.69	0	12.7s	+127	29°	25°
8	Tmp	23	1.159	11:34:08.18	11:34:26.34	0	18.2s	+182	32°	28°
9	Tmp	27	2.528	11:37:51.25	11:37:53.25	0	2.0s	+20	15°	28°
10	Tmp	30	3.226	11:39:21.74	11:39:24.28	0	2.5s	+25	15°	25°
11	Tmp	34	3.936	11:41:05.02	11:41:09.87	0	4.9s	+49	15°	23°
12	Tmp	35	4.393	11:42:13.22	11:42:14.24	0	1.0s	[+10]	3°	21°
13	Tmp	35	4.740	11:42:54.86	11:42:59.70	0	4.8s	+48	15°	19°
14	Tmp	37	5.112	11:43:38.48	11:43:41.76	0	3.3s	+33	16°	17°
15	Tmp	38	5.745	11:45:20.97	11:45:24.84	0	3.9s	+39	15°	17°
16	Tmp	38	5.969	11:45:59.37	11:45:59.70	0	0.3s	+3	3°	17°
17	Tmp	39	6.738	11:47:43.08	11:47:41.54	0	1.5s	-15	11°	16°
18	Tmp	40	7.019	11:48:24.08	11:48:26.82	0	2.7s	+27	14°	15°
19	Tmp	41	7.316	11:49:11.98	11:49:13.11	0	1.1s	+11	8°	15°
20	Tmp	45	7.708	11:50:06.68	11:50:11.12	0	4.4s	+44	14°	15°
21	Tmp	47	8.262	11:51:33.97	11:51:40.64	0	6.7s	+67	22°	16°
22	Tmp	50	0.251	11:53:27.18	11:53:32.67	0	5.5s	+55	26°	16°
23	Tmp	53	0.635	11:54:17.59	11:54:24.91	0	7.3s	+73	28°	16°
24	Tmp	54	0.950	11:54:57.86	11:55:02.47	0	4.6s	+46	27°	17°
25	Tmp	56	1.423	11:55:45.60	11:55:50.93	0	5.3s	+53	25°	17°
26	Tmp	58	1.904	11:56:34.36	11:56:41.10	0	6.7s	+67	27°	17°
27	Tmp	60	2.274	11:57:16.68	11:57:21.44	0	4.8s	+48	23°	17°
28	Tmp	62	3.041	11:58:41.79	11:58:49.38	0	7.6s	+76	30°	16°
29	Tmp	64	3.435	11:59:29.65	11:59:35.70	0	6.1s	+61	30°	17°
30	Tmp	68	4.405	12:01:20.44	12:01:25.43	0	5.0s	+50	26°	17°
31	Tmp	73	5.421	12:03:47.41	12:03:42.56	0	4.9s	-49	27°	17°
32	Tmp	77	6.113	12:05:31.55	12:05:18.05	0	13.5s	-135	29°	18°
33	Tmp	83	0.208	12:09:14.39	12:09:21.28	0	6.9s	+69	23°	16°
34	Tmp	84	0.575	12:09:47.73	12:09:55.77	0	8.0s	+80	28°	16°
35	Tmp	86	1.060	12:10:47.81	12:10:49.70	0	1.9s	+19	13°	16°
36	Tmp	89	1.767	12:11:55.10	12:12:00.82	0	5.7s	+57	23°	17°
37	Tmp	91	2.431	12:13:09.29	12:13:12.33	0	3.0s	+30	23°	17°
38	Tmp	97	0.504	12:42:34.28	12:42:37.71	0	3.4s	+34	25°	17°
39	Tmp	98	0.944	12:43:13.46	12:43:18.68	0	5.2s	+52	33°	17°
40	Tmp	103	1.729	12:44:36.02	12:44:42.50	0	6.5s	+65	36°	18°
41	Tmp	106	2.281	12:45:43.81	12:45:49.11	0	5.3s	+53	30°	18°
42	Tmp	108	2.928	12:47:02.88	12:47:06.22	0	3.3s	+33	29°	18°
43	Tmp	110	3.450	12:48:00.65	12:48:07.58	0	6.9s	+69	38°	18°
44	Tmp	111	4.246	12:49:31.19	12:49:40.01	0	8.8s	+88	37°	18°
45	Tmp	113	4.745	12:50:29.50	12:50:38.10	0	8.6s	+86	35°	18°
46	Tmp	114	5.077	12:51:07.58	12:51:17.09	0	9.5s	+95	36°	18°
47	Tmp	120	6.194	12:53:39.21	12:53:43.96	0	4.8s	+48	24°	18°
48	Tmp	129	0.670	13:01:12.69	13:01:24.42	0	11.7s	+117	31°	18°
49	Tmp	131	0.964	13:01:59.39	13:02:06.60	0	7.2s	+72	32°	18°
50	Tmp	132	1.781	13:03:50.42	13:03:49.73	0	0.7s	[-7]	9°	18°
51	Tmp	138	2.760	13:05:36.81	13:05:38.63	0	1.8s	+18	23°	18°
52	Tmp	142	4.160	13:08:03.75	13:08:10.26	0	6.5s	+65	28°	18°

PC	Tp	Trc	DistPC	Ideal	Passagem	Pen	Erro	Pontos	NoPC	AtePC
53	Tmp	147	6.124	13:11:14.29	13:11:20.65	0	6.4s	+64	35°	18°
54	Tmp	155	0.280	13:26:06.27	13:26:02.90	0	3.4s	-34	24°	18°
55	Tmp	157	0.713	13:27:22.63	13:27:18.85	0	3.8s	-38	27°	18°
56	Tmp	159	1.193	13:28:40.78	13:28:29.08	0	11.7s	-117	39°	18°
57	Tmp	162	2.759	13:33:04.10	13:33:11.31	0	7.2s	+72	37°	18°
58	Tmp	168	4.019	13:35:16.79	13:35:22.83	0	6.0s	+60	32°	18°
59	Tmp	175	0.401	13:39:27.69	13:39:27.15	0	0.5s	-5	12°	18°
60	Tmp	180	1.618	13:43:13.60	13:43:04.98	0	8.6s	-86	32°	18°
61	Tmp	187	3.172	13:46:33.40	13:46:34.86	0	1.5s	+15	12°	18°
62	Tmp	198	5.213	13:51:11.12	13:51:17.61	0	6.5s	+65	29°	18°

Num	100	Pen	0	PCZ	0	Total PP	3480	Col. Final	18°
-----	-----	-----	---	-----	---	----------	------	------------	-----





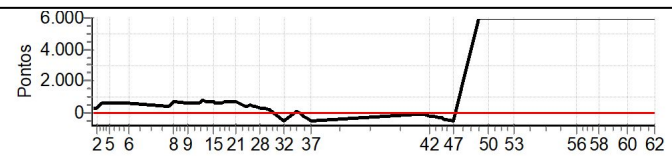
## PETROPOLIS - RJ - Mitsubishi MotorSports 2021

### Performance Individual

PC	Tp	Trc	DistPC	Ideal	Passagem	Pen	Erro	Pontos	NoPC	AtePC
<b>N</b> <b>u</b> <b>m</b>	<b>101</b>	101 / Alex Serpa Biazucci / Elen da Silva o Biazucci								
		Cat / NL / Largada TURISMO LIGHT / 101 / 10:41:00								
		Rio de Janeiro-RJ L200 TRITON 3.2 DIESEL AT								
PC	Tp	Trc	DistPC	Ideal	Passagem	Pen	Erro	Pontos	NoPC	AtePC
1	Tmp	3	0.297	11:11:42.93	11:12:15.97	0	33.0s	<b>+330</b>	49 °	41 °
2	Tmp	3	0.918	11:13:05.73	11:13:43.47	0	37.7s	<b>+377</b>	50 °	50 °
3	Tmp	6	1.552	11:14:25.76	11:15:30.82	0	1m05s	<b>+651</b>	55 °	50 °
4	Tmp	7	1.954	11:15:38.23	11:16:39.33	0	1m01s	<b>+611</b>	53 °	51 °
5	Tmp	7	2.301	11:16:47.63	11:17:48.26	0	1m00s	<b>+606</b>	50 °	52 °
6	Tmp	12	3.974	11:22:07.43	11:23:09.02	0	1m01s	<b>+616</b>	49 °	54 °
7	Tmp	20	0.385	11:33:43.03	11:34:29.47	0	46.4s	<b>+464</b>	41 °	49 °
8	Tmp	23	1.159	11:35:08.18	11:36:21.94	0	1m13s	<b>[+738]</b>	45 °	48 °
9	Tmp	27	2.528	11:38:51.25	11:39:58.96	0	1m07s	<b>+677</b>	46 °	47 °
10	Tmp	30	3.226	11:40:21.74	11:41:25.61	0	1m03s	<b>+639</b>	46 °	46 °
11	Tmp	34	3.936	11:42:05.02	11:43:07.12	0	1m02s	<b>+621</b>	39 °	44 °
12	Tmp	35	4.393	11:43:13.22	11:44:32.84	0	1m19s	<b>[+796]</b>	44 °	44 °
13	Tmp	35	4.740	11:43:54.86	11:45:06.17	0	1m11s	<b>+713</b>	41 °	46 °
14	Tmp	37	5.112	11:44:38.48	11:45:48.22	0	1m09s	<b>+697</b>	42 °	46 °
15	Tmp	38	5.745	11:46:20.97	11:47:30.88	0	1m09s	<b>+699</b>	39 °	44 °
16	Tmp	38	5.969	11:46:59.37	11:48:03.11	0	1m03s	<b>+637</b>	39 °	44 °
17	Tmp	39	6.738	11:48:43.08	11:49:50.84	0	1m07s	<b>+678</b>	39 °	44 °
18	Tmp	40	7.019	11:49:24.08	11:50:36.61	0	1m12s	<b>+725</b>	38 °	44 °
19	Tmp	41	7.316	11:50:11.98	11:51:21.11	0	1m09s	<b>+691</b>	40 °	44 °
20	Tmp	45	7.708	11:51:06.68	11:52:16.80	0	1m10s	<b>+701</b>	38 °	43 °
21	Tmp	47	8.262	11:52:33.97	11:53:43.42	0	1m09s	<b>+695</b>	40 °	43 °
22	Tmp	50	0.251	11:54:27.18	11:55:20.07	0	52.9s	<b>+529</b>	41 °	43 °
23	Tmp	53	0.635	11:55:17.59	11:56:03.65	0	46.1s	<b>+461</b>	41 °	42 °
24	Tmp	54	0.950	11:55:57.86	11:56:37.89	0	40.0s	<b>+400</b>	41 °	42 °
25	Tmp	56	1.423	11:56:45.60	11:57:37.22	0	51.6s	<b>+516</b>	41 °	42 °
26	Tmp	58	1.904	11:57:34.36	11:58:21.89	0	47.5s	<b>+475</b>	41 °	42 °
27	Tmp	60	2.274	11:58:16.68	11:58:56.20	0	39.5s	<b>+395</b>	39 °	42 °
28	Tmp	62	3.041	11:59:41.79	12:00:18.06	0	36.3s	<b>+363</b>	39 °	42 °
29	Tmp	64	3.435	12:00:29.65	12:01:00.99	0	31.3s	<b>+313</b>	38 °	42 °
30	Tmp	68	4.405	12:02:20.44	12:02:41.51	0	21.1s	<b>+211</b>	37 °	42 °
31	Tmp	73	5.421	12:04:47.41	12:04:34.28	0	13.1s	<b>-131</b>	33 °	40 °
32	Tmp	77	6.113	12:06:31.55	12:05:43.36	0	48.2s	<b>-482</b>	41 °	40 °
33	Tmp	83	0.208	12:10:14.39	12:10:23.02	0	8.6s	<b>+86</b>	24 °	40 °
34	Tmp	84	0.575	12:10:47.73	12:10:47.62	0	0.1s	<b>[-1]</b>	2 °	40 °
35	Tmp	86	1.060	12:11:47.81	12:11:28.02	0	19.8s	<b>-198</b>	38 °	40 °
36	Tmp	89	1.767	12:12:55.10	12:12:24.96	0	30.1s	<b>-301</b>	41 °	40 °
37	Tmp	91	2.431	12:14:09.29	12:13:25.60	0	43.7s	<b>-437</b>	43 °	40 °
38	Tmp	97	0.504	12:43:34.28	12:43:24.34	0	9.9s	<b>-99</b>	40 °	40 °
39	Tmp	98	0.944	12:44:13.46	12:44:03.85	0	9.6s	<b>-96</b>	38 °	40 °
40	Tmp	103	1.729	12:45:36.02	12:45:28.59	0	7.4s	<b>-74</b>	37 °	40 °
41	Tmp	106	2.281	12:46:43.81	12:46:31.95	0	11.9s	<b>-119</b>	42 °	40 °
42	Tmp	108	2.928	12:48:02.88	12:47:40.52	0	22.4s	<b>-224</b>	44 °	40 °
43	Tmp	110	3.450	12:49:00.65	12:48:38.39	0	22.3s	<b>-223</b>	45 °	40 °
44	Tmp	111	4.246	12:50:31.19	12:50:01.83	0	29.4s	<b>-294</b>	46 °	40 °
45	Tmp	113	4.745	12:51:29.50	12:50:56.46	0	33.0s	<b>-330</b>	46 °	40 °
46	Tmp	114	5.077	12:52:07.58	12:51:34.50	0	33.1s	<b>-331</b>	49 °	40 °
47	Tmp	120	6.194	12:54:39.21	12:53:52.80	0	46.4s	<b>-464</b>	51 °	40 °
48	Tmp	129	0.670	13:02:12.69	13:22:27.51	0	20m14s	<b>+6000</b>	67 °	40 °
49	Tmp	131	0.964	13:02:59.39	13:23:06.81	0	20m07s	<b>+6000</b>	67 °	43 °
50	Tmp	132	1.781	13:04:50.42	13:24:44.66	0	19m54s	<b>+6000</b>	67 °	43 °
51	Tmp	138	2.760	13:06:36.81	13:26:21.63	0	19m44s	<b>+6000</b>	67 °	44 °
52	Tmp	142	4.160	13:09:03.75	13:28:41.23	0	19m37s	<b>+6000</b>	67 °	46 °

PC	Tp	Trc	DistPC	Ideal	Passagem	Pen	Erro	Pontos	NoPC	AtePC
53	Tmp	147	6.124	13:12:14.29	13:31:36.16	0	19m21s	<b>+6000</b>	67 °	47 °
54	Tmp	155	0.280	13:27:06.27	13:43:27.23	0	16m21s	<b>+6000</b>	67 °	47 °
55	Tmp	157	0.713	13:28:22.63	13:44:37.56	0	16m14s	<b>+6000</b>	67 °	47 °
56	Tmp	159	1.193	13:29:40.78	13:45:42.11	0	16m01s	<b>+6000</b>	67 °	48 °
57	Tmp	162	2.759	13:34:04.10	13:48:15.44	0	14m11s	<b>+6000</b>	67 °	48 °
58	Tmp	168	4.019	13:36:16.79	13:50:18.60	0	14m01s	<b>+6000</b>	67 °	50 °
59	Tmp	175	0.401	13:40:27.69	13:53:00.95	0	12m33s	<b>+6000</b>	67 °	51 °
60	Tmp	180	1.618	13:44:13.60	13:55:44.08	0	11m30s	<b>+6000</b>	67 °	54 °
61	Tmp	187	3.172	13:47:33.40	13:58:37.96	0	11m04s	<b>+6000</b>	67 °	54 °
62	Tmp	198	5.213	13:52:11.12	14:03:15.45	0	11m04s	<b>+6000</b>	67 °	55 °

Num	101	Pen	0	PCZ	0	Total PP	109380	Col. Final	55°
-----	-----	-----	---	-----	---	----------	--------	------------	-----





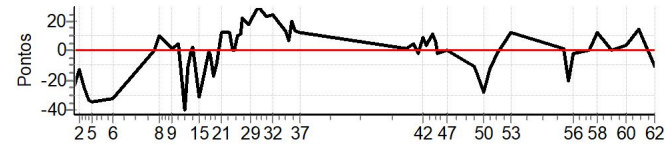
## PETROPOLIS - RJ - Mitsubishi MotorSports 2021

### Performance Individual

PC	Tp	Trc	DistPC	Ideal	Passagem	Pen	Erro	Pontos	NoPC	AtePC
<b>N</b> <b>u</b> <b>m</b>	<b>102</b>	102 / Fabiano Lima Souto / Lucas Brilhante Lima Souto								
		Cat / NL / Largada		TURISMO LIGHT / 102 / 10:42:00						
		Niteroi-RJ			L200 TRITON SPORT OUTDOOR 2.4					
PC	Tp	Trc	DistPC	Ideal	Passagem	Pen	Erro	Pontos	NoPC	AtePC
1	Tmp	3	0.297	11:12:42.93	11:12:40.51	0	2.4s	-24	19°	51°
2	Tmp	3	0.918	11:14:05.73	11:14:04.40	0	1.3s	-13	17°	27°
3	Tmp	6	1.552	11:15:25.76	11:15:23.28	0	2.5s	-25	12°	22°
4	Tmp	7	1.954	11:16:38.23	11:16:34.91	0	3.3s	-33	11°	17°
5	Tmp	7	2.301	11:17:47.63	11:17:44.19	0	3.4s	-34	14°	15°
6	Tmp	12	3.974	11:23:07.43	11:23:04.27	0	3.2s	-32	14°	14°
7	Tmp	20	0.385	11:34:43.03	11:34:43.17	0	0.1s	+1	2°	12°
8	Tmp	23	1.159	11:36:08.18	11:36:09.14	0	1.0s	[+10]	9°	11°
9	Tmp	27	2.528	11:39:51.25	11:39:51.44	0	0.2s	+2	4°	10°
10	Tmp	30	3.226	11:41:21.74	11:41:22.26	0	0.5s	+5	6°	8°
11	Tmp	34	3.936	11:43:05.02	11:43:01.04	0	4.0s	-40	13°	8°
12	Tmp	35	4.393	11:44:13.22	11:44:12.16	0	1.1s	-11	5°	6°
13	Tmp	35	4.740	11:44:54.86	11:44:54.91	0	0.1s	+1	1°	6°
14	Tmp	37	5.112	11:45:38.48	11:45:38.77	0	0.3s	+3	3°	5°
15	Tmp	38	5.745	11:47:20.97	11:47:17.84	0	3.1s	-31	12°	5°
16	Tmp	38	5.969	11:47:59.37	11:47:57.32	0	2.1s	-21	11°	5°
17	Tmp	39	6.738	11:49:43.08	11:49:43.02	0	0.1s	-1	2°	5°
18	Tmp	40	7.019	11:50:24.08	11:50:23.78	0	0.3s	-3	4°	5°
19	Tmp	41	7.316	11:51:11.98	11:51:10.27	0	1.7s	-17	11°	4°
20	Tmp	45	7.708	11:52:06.68	11:52:05.86	0	0.8s	-8	3°	4°
21	Tmp	47	8.262	11:53:33.97	11:53:35.24	0	1.3s	+13	11°	4°
22	Tmp	50	0.251	11:55:27.18	11:55:28.43	0	1.3s	+13	11°	4°
23	Tmp	53	0.635	11:56:17.59	11:56:17.57	0	0.0s	0	2°	4°
24	Tmp	54	0.950	11:56:57.86	11:56:57.88	0	0.0s	0	2°	4°
25	Tmp	56	1.423	11:57:45.60	11:57:46.62	0	1.0s	[+10]	12°	4°
26	Tmp	58	1.904	11:58:34.36	11:58:35.50	0	1.1s	+11	11°	4°
27	Tmp	60	2.274	11:59:16.68	11:59:18.90	0	2.2s	+22	12°	4°
28	Tmp	62	3.041	12:00:41.79	12:00:43.56	0	1.8s	+18	13°	4°
29	Tmp	64	3.435	12:01:29.65	12:01:31.65	0	2.0s	+20	19°	4°
30	Tmp	68	4.405	12:03:20.44	12:03:23.46	0	3.0s	[+30]	18°	4°
31	Tmp	73	5.421	12:05:47.41	12:05:49.74	0	2.3s	+23	11°	4°
32	Tmp	77	6.113	12:07:31.55	12:07:33.96	0	2.4s	[+24]	15°	4°
33	Tmp	83	0.208	12:11:14.39	12:11:15.77	0	1.4s	+14	10°	4°
34	Tmp	84	0.575	12:11:47.73	12:11:48.44	0	0.7s	+7	8°	4°
35	Tmp	86	1.060	12:12:47.81	12:12:49.81	0	2.0s	+20	14°	5°
36	Tmp	89	1.767	12:13:55.10	12:13:56.49	0	1.4s	+14	12°	5°
37	Tmp	91	2.431	12:15:09.29	12:15:10.53	0	1.2s	+12	11°	5°
38	Tmp	97	0.504	12:44:34.28	12:44:34.51	0	0.2s	+2	2°	5°
39	Tmp	98	0.944	12:45:13.46	12:45:13.79	0	0.3s	+3	9°	5°
40	Tmp	103	1.729	12:46:36.02	12:46:36.55	0	0.5s	+5	9°	5°
41	Tmp	106	2.281	12:47:43.81	12:47:43.60	0	0.2s	-2	4°	5°
42	Tmp	108	2.928	12:49:02.88	12:49:03.82	0	0.9s	+9	10°	5°
43	Tmp	110	3.450	12:50:00.65	12:50:01.09	0	0.4s	+4	7°	5°
44	Tmp	111	4.246	12:51:31.19	12:51:32.30	0	1.1s	+11	7°	5°
45	Tmp	113	4.745	12:52:29.50	12:52:30.13	0	0.6s	+6	6°	5°
46	Tmp	114	5.077	12:53:07.58	12:53:07.37	0	0.2s	-2	4°	5°
47	Tmp	120	6.194	12:55:39.21	12:55:39.28	0	0.1s	+1	2°	5°
48	Tmp	129	0.670	13:03:12.69	13:03:11.71	0	1.0s	-10	9°	5°
49	Tmp	131	0.964	13:03:59.39	13:03:57.78	0	1.6s	-16	15°	5°
50	Tmp	132	1.781	13:05:50.42	13:05:47.58	0	2.8s	-28	22°	5°
51	Tmp	138	2.760	13:07:36.81	13:07:35.62	0	1.2s	-12	21°	5°
52	Tmp	142	4.160	13:10:03.75	13:10:03.69	0	0.1s	-1	1°	5°

PC	Tp	Trc	DistPC	Ideal	Passagem	Pen	Erro	Pontos	NoPC	AtePC
53	Tmp	147	6.124	13:13:14.29	13:13:15.55	0	1.3s	+13	20°	5°
54	Tmp	155	0.280	13:28:06.27	13:28:06.47	0	0.2s	+2	3°	5°
55	Tmp	157	0.713	13:29:22.63	13:29:20.64	0	2.0s	-20	20°	5°
56	Tmp	159	1.193	13:30:40.78	13:30:40.57	0	0.2s	-2	6°	5°
57	Tmp	162	2.759	13:35:04.10	13:35:04.14	0	0.0s	0	1°	5°
58	Tmp	168	4.019	13:37:16.79	13:37:17.98	0	1.2s	+12	9°	5°
59	Tmp	175	0.401	13:41:27.69	13:41:27.72	0	0.0s	0	2°	5°
60	Tmp	180	1.618	13:45:13.60	13:45:14.00	0	0.4s	+4	6°	5°
61	Tmp	187	3.172	13:48:33.40	13:48:34.88	0	1.5s	+15	11°	3°
62	Tmp	198	5.213	13:53:11.12	13:53:10.14	0	1.0s	-10	9°	3°

Num	102	Pen	0	PCZ	4	Total PP	682	Col. Final	3°
-----	-----	-----	---	-----	---	----------	-----	------------	----





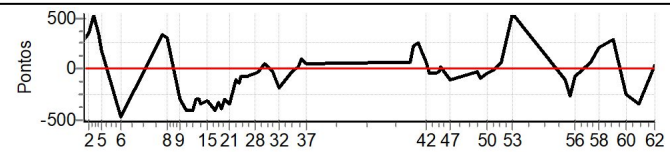
# PETROPOLIS - RJ - Mitsubishi MotorSports 2021

## Performance Individual

PC	Tp	Trc	DistPC	Ideal	Passagem	Pen	Erro	Pontos	NoPC	AtePC
<b>N</b> <b>u</b> <b>m</b>	<b>103</b>	103 / Denilson Gonçalves Mendes / Elaine Maria de Souza Santos								
		Cat / NL / Largada		TURISMO LIGHT / 103 / 10:43:00						
		Duque de Caxias-RJ			PAJERO HPE 3.2 D 5P 4X4 AT S					
PC	Tp	Trc	DistPC	Ideal	Passagem	Pen	Erro	Pontos	NoPC	AtePC
1	Tmp	3	0.297	11:13:42.93	11:14:11.60	0	28.7s	<b>+287</b>	46 °	38 °
2	Tmp	3	0.918	11:15:05.73	11:15:40.62	0	34.9s	<b>+349</b>	49 °	48 °
3	Tmp	6	1.552	11:16:25.76	11:17:19.02	0	53.3s	<b>[+533]</b>	51 °	49 °
4	Tmp	7	1.954	11:17:38.23	11:18:14.47	0	36.2s	<b>+362</b>	46 °	48 °
5	Tmp	7	2.301	11:18:47.63	11:19:05.81	0	18.2s	<b>+182</b>	27 °	47 °
6	Tmp	12	3.974	11:24:07.43	11:23:20.56	0	46.9s	<b>-469</b>	46 °	49 °
7	Tmp	20	0.385	11:35:43.03	11:36:16.95	0	33.9s	<b>+339</b>	39 °	43 °
8	Tmp	23	1.159	11:37:08.18	11:37:38.90	0	30.7s	<b>+307</b>	37 °	42 °
9	Tmp	27	2.528	11:40:51.25	11:40:21.15	0	30.1s	<b>-301</b>	37 °	41 °
10	Tmp	30	3.226	11:42:21.74	11:41:40.41	0	41.3s	<b>-413</b>	39 °	42 °
11	Tmp	34	3.936	11:44:05.02	11:43:24.51	0	40.5s	<b>-405</b>	33 °	39 °
12	Tmp	35	4.393	11:45:13.22	11:44:43.99	0	29.2s	<b>-292</b>	32 °	37 °
13	Tmp	35	4.740	11:45:54.86	11:45:25.59	0	29.3s	<b>-293</b>	31 °	38 °
14	Tmp	37	5.112	11:46:38.48	11:46:04.70	0	33.8s	<b>-338</b>	33 °	38 °
15	Tmp	38	5.745	11:48:20.97	11:47:49.73	0	31.2s	<b>-312</b>	31 °	37 °
16	Tmp	38	5.969	11:48:59.37	11:48:25.98	0	33.4s	<b>-334</b>	32 °	36 °
17	Tmp	39	6.738	11:50:43.08	11:50:02.65	0	40.4s	<b>-404</b>	34 °	35 °
18	Tmp	40	7.019	11:51:24.08	11:50:51.02	0	33.1s	<b>-331</b>	31 °	34 °
19	Tmp	41	7.316	11:52:11.98	11:51:33.09	0	38.9s	<b>-389</b>	31 °	34 °
20	Tmp	45	7.708	11:53:06.68	11:52:37.40	0	29.3s	<b>-293</b>	30 °	34 °
21	Tmp	47	8.262	11:54:33.97	11:54:00.00	0	34.0s	<b>-340</b>	32 °	34 °
22	Tmp	50	0.251	11:56:27.18	11:56:17.08	0	10.1s	<b>-101</b>	30 °	33 °
23	Tmp	53	0.635	11:57:17.59	11:57:04.25	0	13.3s	<b>-133</b>	33 °	33 °
24	Tmp	54	0.950	11:57:57.86	11:57:50.23	0	7.6s	<b>-76</b>	31 °	33 °
25	Tmp	56	1.423	11:58:45.60	11:58:37.72	0	7.9s	<b>-79</b>	29 °	32 °
26	Tmp	58	1.904	11:59:34.36	11:59:27.81	0	6.6s	<b>-66</b>	26 °	32 °
27	Tmp	60	2.274	12:00:16.68	12:00:11.55	0	5.1s	<b>-51</b>	25 °	31 °
28	Tmp	62	3.041	12:01:41.79	12:01:37.33	0	4.5s	<b>-45</b>	24 °	31 °
29	Tmp	64	3.435	12:02:29.65	12:02:26.64	0	3.0s	<b>-30</b>	22 °	31 °
30	Tmp	68	4.405	12:04:20.44	12:04:25.62	0	5.2s	<b>+52</b>	28 °	31 °
31	Tmp	73	5.421	12:06:47.41	12:06:45.14	0	2.3s	<b>-23</b>	10 °	30 °
32	Tmp	77	6.113	12:08:31.55	12:08:12.96	0	18.6s	<b>-186</b>	32 °	30 °
33	Tmp	83	0.208	12:12:14.39	12:12:12.19	0	2.2s	<b>-22</b>	11 °	30 °
34	Tmp	84	0.575	12:12:47.73	12:12:46.39	0	1.3s	<b>-13</b>	13 °	29 °
35	Tmp	86	1.060	12:13:47.81	12:13:49.42	0	1.6s	<b>+16</b>	12 °	29 °
36	Tmp	89	1.767	12:14:55.10	12:15:05.84	0	10.7s	<b>+107</b>	29 °	29 °
37	Tmp	91	2.431	12:16:09.29	12:16:14.10	0	4.8s	<b>+48</b>	27 °	29 °
38	Tmp	97	0.504	12:45:34.28	12:45:40.60	0	6.3s	<b>+63</b>	30 °	29 °
39	Tmp	98	0.944	12:46:13.46	12:46:36.82	0	23.4s	<b>+234</b>	45 °	29 °
40	Tmp	103	1.729	12:47:36.02	12:48:02.82	0	26.8s	<b>+268</b>	45 °	29 °
41	Tmp	106	2.281	12:48:43.81	12:49:02.41	0	18.6s	<b>+186</b>	46 °	29 °
42	Tmp	108	2.928	12:50:02.88	12:50:09.82	0	6.9s	<b>+69</b>	37 °	29 °
43	Tmp	110	3.450	12:51:00.65	12:50:56.20	0	4.5s	<b>-45</b>	28 °	29 °
44	Tmp	111	4.246	12:52:31.19	12:52:27.71	0	3.5s	<b>-35</b>	25 °	29 °
45	Tmp	113	4.745	12:53:29.50	12:53:27.48	0	2.0s	<b>-20</b>	15 °	29 °
46	Tmp	114	5.077	12:54:07.58	12:54:10.52	0	2.9s	<b>+29</b>	13 °	29 °
47	Tmp	120	6.194	12:56:39.21	12:56:28.27	0	10.9s	<b>-109</b>	37 °	29 °
48	Tmp	129	0.670	13:04:12.69	13:04:10.43	0	2.3s	<b>-23</b>	19 °	29 °
49	Tmp	131	0.964	13:04:59.39	13:04:50.62	0	8.8s	<b>-88</b>	34 °	29 °
50	Tmp	132	1.781	13:06:50.42	13:06:46.84	0	3.6s	<b>-36</b>	26 °	29 °
51	Tmp	138	2.760	13:08:36.81	13:08:35.94	0	0.9s	<b>[-9]</b>	16 °	29 °
52	Tmp	142	4.160	13:11:03.75	13:11:11.31	0	7.6s	<b>+76</b>	32 °	29 °

PC	Tp	Trc	DistPC	Ideal	Passagem	Pen	Erro	Pontos	NoPC	AtePC
53	Tmp	147	6.124	13:14:14.29	13:15:08.93	0	54.6s	<b>[+546]</b>	47 °	29 °
54	Tmp	155	0.280	13:29:06.27	13:28:56.00	0	10.3s	<b>-103</b>	36 °	29 °
55	Tmp	157	0.713	13:30:22.63	13:29:56.66	0	26.0s	<b>-260</b>	44 °	28 °
56	Tmp	159	1.193	13:31:40.78	13:31:33.84	0	6.9s	<b>-69</b>	35 °	28 °
57	Tmp	162	2.759	13:36:04.10	13:36:11.35	0	7.3s	<b>+73</b>	38 °	28 °
58	Tmp	168	4.019	13:38:16.79	13:38:38.34	0	21.6s	<b>+216</b>	45 °	28 °
59	Tmp	175	0.401	13:42:27.69	13:42:56.95	0	29.3s	<b>+293</b>	44 °	29 °
60	Tmp	180	1.618	13:46:13.60	13:45:48.87	0	24.7s	<b>-247</b>	41 °	29 °
61	Tmp	187	3.172	13:49:33.40	13:48:59.02	0	34.4s	<b>-344</b>	45 °	28 °
62	Tmp	198	5.213	13:54:11.12	13:54:15.27	0	4.2s	<b>+42</b>	25 °	28 °

Num	103	Pen	0	PCZ	0	Total PP	10716	Col. Final	28°
-----	-----	-----	---	-----	---	----------	-------	------------	-----





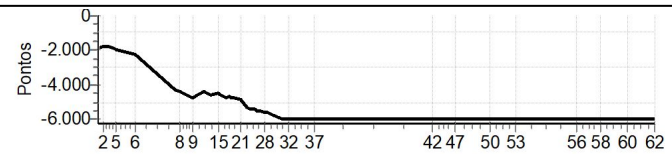
# PETROPOLIS - RJ - Mitsubishi MotorSports 2021

## Performance Individual

PC	Tp	Trc	DistPC	Ideal	Passagem	Pen	Erro	Pontos	NoPC	AtePC
<b>N</b> <b>u</b> <b>m</b>	<b>104</b>	104 / Christian Oliveira Teixeira / Marcelo Oliveira Teixeira Roly								
		Cat / NL / Largada		TURISMO LIGHT / 104 / 10:44:00						
		Nova Iguaçu-rj			L200 TRITON SPORT HPE-S 2.4 D 4X					
PC	Tp	Trc	DistPC	Ideal	Passagem	Pen	Erro	Pontos	NoPC	AtePC
1	Tmp	3	0.297	11:14:42.93	11:11:37.16	0	3m05s	-1858	60°	60°
2	Tmp	3	0.918	11:16:05.73	11:13:03.73	0	3m02s	-1820	60°	60°
3	Tmp	6	1.552	11:17:25.76	11:14:26.34	0	2m59s	-1794	60°	60°
4	Tmp	7	1.954	11:18:38.23	11:15:27.54	0	3m10s	-1907	60°	60°
5	Tmp	7	2.301	11:19:47.63	11:16:27.49	0	3m20s	-2001	60°	60°
6	Tmp	12	3.974	11:25:07.43	11:21:26.53	0	3m40s	-2209	60°	60°
7	Tmp	20	0.385	11:36:43.03	11:29:31.39	0	7m11s	-4316	60°	60°
8	Tmp	23	1.159	11:38:08.18	11:30:45.74	0	7m22s	-4424	60°	60°
9	Tmp	27	2.528	11:41:51.25	11:33:52.52	0	7m58s	-4787	63°	60°
10	Tmp	30	3.226	11:43:21.74	11:35:43.38	0	7m38s	-4584	62°	61°
11	Tmp	34	3.936	11:45:05.02	11:37:40.64	0	7m24s	-4444	61°	60°
12	Tmp	35	4.393	11:46:13.22	11:38:45.30	0	7m27s	-4479	61°	60°
13	Tmp	35	4.740	11:46:54.86	11:39:19.48	0	7m35s	-4554	62°	60°
14	Tmp	37	5.112	11:47:38.48	11:39:59.92	0	7m38s	-4586	62°	60°
15	Tmp	38	5.745	11:49:20.97	11:41:51.74	0	7m29s	-4492	61°	61°
16	Tmp	38	5.969	11:49:59.37	11:42:19.38	0	7m40s	-4600	62°	61°
17	Tmp	39	6.738	11:51:43.08	11:43:44.69	0	7m58s	-4784	62°	60°
18	Tmp	40	7.019	11:52:24.08	11:44:31.38	0	7m52s	-4727	62°	60°
19	Tmp	41	7.316	11:53:11.98	11:45:12.29	0	7m59s	-4797	62°	60°
20	Tmp	45	7.708	11:54:06.68	11:46:07.74	0	7m58s	-4789	62°	60°
21	Tmp	47	8.262	11:55:33.97	11:47:25.35	0	8m08s	-4886	62°	60°
22	Tmp	50	0.251	11:57:27.18	11:48:30.97	0	8m56s	-5362	63°	60°
23	Tmp	53	0.635	11:58:17.59	11:49:15.62	0	9m02s	-5420	63°	60°
24	Tmp	54	0.950	11:58:57.86	11:49:53.99	0	9m03s	-5439	63°	60°
25	Tmp	56	1.423	11:59:45.60	11:50:38.55	0	9m07s	-5471	63°	61°
26	Tmp	58	1.904	12:00:34.36	11:51:23.65	0	9m10s	-5507	63°	61°
27	Tmp	60	2.274	12:01:16.68	11:52:01.23	0	9m15s	-5555	63°	61°
28	Tmp	62	3.041	12:02:41.79	11:53:23.79	0	9m18s	-5580	63°	61°
29	Tmp	64	3.435	12:03:29.65	11:54:03.63	0	9m26s	-5660	64°	62°
30	Tmp	68	4.405	12:05:20.44	11:55:37.48	0	9m43s	-5830	64°	62°
31	Tmp	73	5.421	12:07:47.41	11:57:09.98	0	10m37s	-6000	65°	62°
32	Tmp	77	6.113	12:09:31.55	11:58:24.77	0	11m06s	-6000	65°	62°
33	Tmp	83	0.208	12:13:14.39	12:00:32.78	0	12m41s	-6000	67°	62°
34	Tmp	84	0.575	12:13:47.73	12:00:57.94	0	12m49s	-6000	67°	62°
35	Tmp	86	1.060	12:14:47.81	12:01:37.73	0	13m10s	-6000	66°	62°
36	Tmp	89	1.767	12:15:55.10	12:02:35.39	0	13m19s	-6000	66°	62°
37	Tmp	91	2.431	12:17:09.29	12:03:37.88	0	13m31s	-6000	65°	62°
38	Tmp	97	0.504	12:46:34.28	12:13:35.00	0	32m59s	-6000	66°	62°
39	Tmp	98	0.944	12:47:13.46	12:14:11.24	0	33m02s	-6000	66°	62°
40	Tmp	103	1.729	12:48:36.02	12:15:32.19	0	33m03s	-6000	66°	63°
41	Tmp	106	2.281	12:49:43.81	12:16:36.96	0	33m06s	-6000	66°	63°
42	Tmp	108	2.928	12:51:02.88	12:17:57.38	0	33m05s	-6000	66°	63°
43	Tmp	110	3.450	12:52:00.65	12:18:41.34	0	33m19s	-6000	66°	63°
44	Tmp	111	4.246	12:53:31.19	12:19:49.77	0	33m41s	-6000	66°	63°
45	Tmp	113	4.745	12:54:29.50	12:20:42.30	0	33m47s	-6000	66°	63°
46	Tmp	114	5.077	12:55:07.58	12:21:23.47	0	33m44s	-6000	66°	63°
47	Tmp	120	6.194	12:57:39.21	12:23:54.76	0	33m44s	-6000	66°	66°
48	Tmp	129	0.670	13:05:12.69	12:37:30.22	0	27m42s	-6000	66°	66°
49	Tmp	131	0.964	13:05:59.39	12:38:16.11	0	27m43s	-6000	66°	66°
50	Tmp	132	1.781	13:07:50.42	12:40:06.48	0	27m43s	-6000	66°	66°
51	Tmp	138	2.760	13:09:36.81	12:41:59.33	0	27m37s	-6000	66°	66°
52	Tmp	142	4.160	13:12:03.75	12:44:31.55	0	27m32s	-6000	66°	66°

PC	Tp	Trc	DistPC	Ideal	Passagem	Pen	Erro	Pontos	NoPC	AtePC
53	Tmp	147	6.124	13:15:14.29	12:47:56.80	0	27m17s	-6000	66°	66°
54	Tmp	155	0.280	13:30:06.27	13:11:50.28	0	18m16s	-6000	66°	66°
55	Tmp	157	0.713	13:31:22.63	13:12:47.29	0	18m35s	-6000	66°	66°
56	Tmp	159	1.193	13:32:40.78	13:13:50.30	0	18m50s	-6000	66°	66°
57	Tmp	162	2.759	13:37:04.10	13:17:18.92	0	19m45s	-6000	66°	66°
58	Tmp	168	4.019	13:39:16.79	13:19:24.59	0	19m52s	-6000	66°	66°
59	Tmp	175	0.401	13:43:27.69	13:23:00.04	0	20m27s	-6000	66°	66°
60	Tmp	180	1.618	13:47:13.60	13:26:18.49	0	20m55s	-6000	66°	66°
61	Tmp	187	3.172	13:50:33.40	13:29:47.85	0	20m45s	-6000	66°	66°
62	Tmp	198	5.213	13:55:11.12	13:34:15.28	0	20m55s	-6000	66°	66°

Num	104	Pen	0	PCZ	0	Total PP	322662	Col. Final	NC
-----	-----	-----	---	-----	---	----------	--------	------------	----





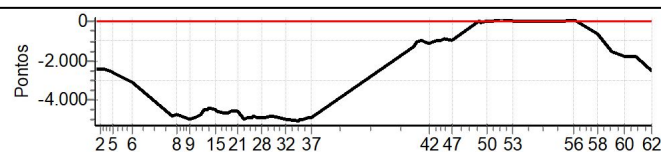
## PETROPOLIS - RJ - Mitsubishi MotorSports 2021

### Performance Individual

PC	Tp	Trc	DistPC	Ideal	Passagem	Pen	Erro	Pontos	NoPC	AtePC
<b>N</b> <b>u</b> <b>m</b>	<b>105</b>	105 / Christian Barreto / Paulo Emerenciano Pereira Jr.								
		Cat / NL / Largada		TURISMO LIGHT / 105 / 10:45:00						
		Nova Friburgo-rj				L200 TRITON 3.2 DIESEL MT GLS/KT				
PC	Tp	Trc	DistPC	Ideal	Passagem	Pen	Erro	Pontos	NoPC	AtePC
1	Tmp	3	0.297	11:15:42.93	11:11:35.10	0	4m07s	-2478	62°	62°
2	Tmp	3	0.918	11:17:05.73	11:13:01.99	0	4m03s	-2437	62°	62°
3	Tmp	6	1.552	11:18:25.76	11:14:24.45	0	4m01s	-2413	61°	62°
4	Tmp	7	1.954	11:19:38.23	11:15:24.58	0	4m13s	-2537	61°	62°
5	Tmp	7	2.301	11:20:47.63	11:16:24.98	0	4m22s	-2627	61°	61°
6	Tmp	12	3.974	11:26:07.43	11:21:00.72	0	5m06s	-3067	61°	61°
7	Tmp	20	0.385	11:37:43.03	11:29:44.80	0	7m58s	-4782	61°	62°
8	Tmp	23	1.159	11:39:08.18	11:31:17.34	0	7m50s	-4708	61°	62°
9	Tmp	27	2.528	11:42:51.25	11:34:30.60	0	8m20s	-5007	64°	62°
10	Tmp	30	3.226	11:44:21.74	11:36:13.09	0	8m08s	-4887	64°	62°
11	Tmp	34	3.936	11:46:05.02	11:38:13.19	0	7m51s	-4718	62°	61°
12	Tmp	35	4.393	11:47:13.22	11:39:42.62	0	7m30s	-4506	62°	61°
13	Tmp	35	4.740	11:47:54.86	11:40:26.70	0	7m28s	-4482	61°	61°
14	Tmp	37	5.112	11:48:38.48	11:41:15.35	0	7m23s	-4431	61°	61°
15	Tmp	38	5.745	11:50:20.97	11:42:51.17	0	7m29s	-4498	62°	62°
16	Tmp	38	5.969	11:50:59.37	11:43:19.78	0	7m39s	-4596	61°	62°
17	Tmp	39	6.738	11:52:43.08	11:44:54.90	0	7m48s	-4682	61°	61°
18	Tmp	40	7.019	11:53:24.08	11:45:38.50	0	7m45s	-4656	61°	61°
19	Tmp	41	7.316	11:54:11.98	11:46:24.04	0	7m47s	-4679	61°	61°
20	Tmp	45	7.708	11:55:06.68	11:47:32.42	0	7m34s	-4543	61°	61°
21	Tmp	47	8.262	11:56:33.97	11:48:58.97	0	7m35s	-4550	61°	61°
22	Tmp	50	0.251	11:58:27.18	11:50:11.28	0	8m15s	-4959	60°	61°
23	Tmp	53	0.635	11:59:17.59	11:51:07.94	0	8m09s	-4897	60°	61°
24	Tmp	54	0.950	11:59:57.86	11:51:47.49	0	8m10s	-4904	60°	62°
25	Tmp	56	1.423	12:00:45.60	11:52:32.84	0	8m12s	-4928	60°	62°
26	Tmp	58	1.904	12:01:34.36	11:53:31.93	0	8m02s	-4824	60°	62°
27	Tmp	60	2.274	12:02:16.68	11:54:04.58	0	8m12s	-4921	61°	62°
28	Tmp	62	3.041	12:03:41.79	11:55:33.35	0	8m08s	-4884	61°	62°
29	Tmp	64	3.435	12:04:29.65	11:56:19.60	0	8m10s	-4901	61°	61°
30	Tmp	68	4.405	12:06:20.44	11:58:15.21	0	8m05s	-4852	60°	61°
31	Tmp	73	5.421	12:08:47.41	12:00:38.56	0	8m08s	-4889	59°	61°
32	Tmp	77	6.113	12:10:31.55	12:02:13.89	0	8m17s	-4977	59°	61°
33	Tmp	83	0.208	12:14:14.39	12:05:47.82	0	8m26s	-5066	60°	61°
34	Tmp	84	0.575	12:14:47.73	12:06:26.92	0	8m20s	-5008	60°	61°
35	Tmp	86	1.060	12:15:47.81	12:07:28.58	0	8m19s	-4992	60°	61°
36	Tmp	89	1.767	12:16:55.10	12:08:46.62	0	8m08s	-4885	60°	61°
37	Tmp	91	2.431	12:18:09.29	12:09:58.02	0	8m11s	-4913	61°	61°
38	Tmp	97	0.504	12:47:34.28	12:45:19.96	0	2m14s	-1343	58°	61°
39	Tmp	98	0.944	12:48:13.46	12:46:29.80	0	1m43s	-1037	57°	61°
40	Tmp	103	1.729	12:49:36.02	12:48:01.70	0	1m34s	-943	58°	61°
41	Tmp	106	2.281	12:50:43.81	12:49:00.73	0	1m43s	-1031	57°	61°
42	Tmp	108	2.928	12:52:02.88	12:50:08.90	0	1m54s	-1140	59°	61°
43	Tmp	110	3.450	12:53:00.65	12:51:14.42	0	1m46s	-1062	59°	61°
44	Tmp	111	4.246	12:54:31.19	12:52:57.06	0	1m34s	-941	58°	61°
45	Tmp	113	4.745	12:55:29.50	12:53:55.31	0	1m34s	-942	57°	61°
46	Tmp	114	5.077	12:56:07.58	12:54:34.79	0	1m32s	-928	57°	61°
47	Tmp	120	6.194	12:58:39.21	12:57:00.57	0	1m38s	-986	57°	61°
48	Tmp	129	0.670	13:06:12.69	13:06:12.91	0	0.2s	[+2]	3°	60°
49	Tmp	131	0.964	13:06:59.39	13:06:48.74	0	10.7s	-107	37°	60°
50	Tmp	132	1.781	13:08:50.42	13:08:48.01	0	2.4s	-24	20°	60°
51	Tmp	138	2.760	13:10:36.81	13:10:40.84	0	4.0s	+40	28°	60°
52	Tmp	142	4.160	13:13:03.75	13:13:20.41	0	16.7s	[+167]	39°	60°

PC	Tp	Trc	DistPC	Ideal	Passagem	Pen	Erro	Pontos	NoPC	AtePC
53	Tmp	147	6.124	13:16:14.29	13:16:17.99	0	3.7s	+37	32°	60°
54	Tmp	155	0.280	13:31:06.27	13:31:07.49	0	1.2s	+12	13°	60°
55	Tmp	157	0.713	13:32:22.63	13:32:28.75	0	6.1s	[+61]	32°	60°
56	Tmp	159	1.193	13:33:40.78	13:33:46.31	0	5.5s	+55	33°	60°
57	Tmp	162	2.759	13:38:04.10	13:37:26.50	0	37.6s	-376	49°	59°
58	Tmp	168	4.019	13:40:16.79	13:39:11.19	0	1m05s	-656	53°	59°
59	Tmp	175	0.401	13:44:27.69	13:41:52.49	0	2m35s	-1552	58°	58°
60	Tmp	180	1.618	13:48:13.60	13:45:15.55	0	2m58s	-1781	58°	58°
61	Tmp	187	3.172	13:51:33.40	13:48:36.47	0	2m56s	-1769	58°	58°
62	Tmp	198	5.213	13:56:11.12	13:51:54.88	0	4m16s	-2562	59°	58°

Num	105	Pen	0	PCZ	0	Total PP	183408	Col. Final	58°
-----	-----	-----	---	-----	---	----------	--------	------------	-----





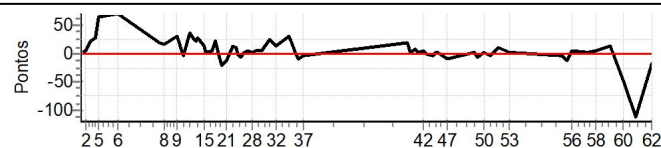
## PETROPOLIS - RJ - Mitsubishi MotorSports 2021

### Performance Individual

PC	Tp	Trc	DistPC	Ideal	Passagem	Pen	Erro	Pontos	NoPC	AtePC
<b>N</b> <b>u</b> <b>m</b>	<b>106</b>	106 / Rogerio Pacheco de Moraes / Gabriel Pacheco de Moraes								
		Cat / NL / Largada		TURISMO LIGHT / 106 / 10:46:00						
		Rio de Janeiro-RJ				L200 TRITON 3.2 DIESEL MT/GLX				
PC	Tp	Trc	DistPC	Ideal	Passagem	Pen	Erro	Pontos	NoPC	AtePC
1	Tmp	3	0.297	11:16:42.93	11:16:43.24	0	0.3s	+3	3°	3°
2	Tmp	3	0.918	11:18:05.73	11:18:06.13	0	0.4s	+4	7°	3°
3	Tmp	6	1.552	11:19:25.76	11:19:27.85	0	2.1s	+21	9°	6°
4	Tmp	7	1.954	11:20:38.23	11:20:41.06	0	2.8s	+28	9°	5°
5	Tmp	7	2.301	11:21:47.63	11:21:54.18	0	6.6s	[+66]	20°	6°
6	Tmp	12	3.974	11:27:07.43	11:27:14.54	0	7.1s	[+71]	23°	10°
7	Tmp	20	0.385	11:38:43.03	11:38:44.92	0	1.9s	+19	15°	9°
8	Tmp	23	1.159	11:40:08.18	11:40:10.02	0	1.8s	+18	13°	10°
9	Tmp	27	2.528	11:43:51.25	11:43:54.25	0	3.0s	+30	18°	11°
10	Tmp	30	3.226	11:45:21.74	11:45:21.48	0	0.3s	-3	4°	9°
11	Tmp	34	3.936	11:47:05.02	11:47:08.67	0	3.7s	+37	12°	9°
12	Tmp	35	4.393	11:48:13.22	11:48:15.88	0	2.7s	+27	11°	9°
13	Tmp	35	4.740	11:48:54.86	11:48:56.96	0	2.1s	+21	10°	9°
14	Tmp	37	5.112	11:49:38.48	11:49:41.15	0	2.7s	+27	14°	9°
15	Tmp	38	5.745	11:51:20.97	11:51:22.36	0	1.4s	+14	6°	8°
16	Tmp	38	5.969	11:51:59.37	11:51:59.53	0	0.2s	+2	2°	8°
17	Tmp	39	6.738	11:53:43.08	11:53:43.63	0	0.6s	+6	4°	8°
18	Tmp	40	7.019	11:54:24.08	11:54:26.18	0	2.1s	+21	10°	7°
19	Tmp	41	7.316	11:55:11.98	11:55:12.02	0	0.0s	0	1°	7°
20	Tmp	45	7.708	11:56:06.68	11:56:04.69	0	2.0s	-20	9°	7°
21	Tmp	47	8.262	11:57:33.97	11:57:32.64	0	1.3s	-13	10°	8°
22	Tmp	50	0.251	11:59:27.18	11:59:28.66	0	1.5s	+15	14°	6°
23	Tmp	53	0.635	12:00:17.59	12:00:18.71	0	1.1s	+11	11°	6°
24	Tmp	54	0.950	12:00:57.86	12:00:57.72	0	0.1s	-1	4°	5°
25	Tmp	56	1.423	12:01:45.60	12:01:45.10	0	0.5s	-5	6°	5°
26	Tmp	58	1.904	12:02:34.36	12:02:34.50	0	0.1s	+1	1°	5°
27	Tmp	60	2.274	12:03:16.68	12:03:17.32	0	0.6s	+6	3°	5°
28	Tmp	62	3.041	12:04:41.79	12:04:41.84	0	0.1s	+1	2°	5°
29	Tmp	64	3.435	12:05:29.65	12:05:30.02	0	0.4s	+4	3°	5°
30	Tmp	68	4.405	12:07:20.44	12:07:20.89	0	0.5s	+5	6°	5°
31	Tmp	73	5.421	12:09:47.41	12:09:50.03	0	2.6s	+26	13°	5°
32	Tmp	77	6.113	12:11:31.55	12:11:32.98	0	1.4s	+14	7°	5°
33	Tmp	83	0.208	12:15:14.39	12:15:17.36	0	3.0s	+30	15°	5°
34	Tmp	84	0.575	12:15:47.73	12:15:50.34	0	2.6s	+26	17°	5°
35	Tmp	86	1.060	12:16:47.81	12:16:47.97	0	0.2s	+2	2°	4°
36	Tmp	89	1.767	12:17:55.10	12:17:54.17	0	0.9s	[-9]	7°	4°
37	Tmp	91	2.431	12:19:09.29	12:19:09.14	0	0.2s	-2	1°	4°
38	Tmp	97	0.504	12:48:34.28	12:48:36.18	0	1.9s	+19	16°	4°
39	Tmp	98	0.944	12:49:13.46	12:49:13.68	0	0.2s	+2	5°	4°
40	Tmp	103	1.729	12:50:36.02	12:50:36.69	0	0.7s	+7	13°	4°
41	Tmp	106	2.281	12:51:43.81	12:51:44.04	0	0.2s	+2	3°	4°
42	Tmp	108	2.928	12:53:02.88	12:53:03.41	0	0.5s	+5	7°	4°
43	Tmp	110	3.450	12:54:00.65	12:54:00.59	0	0.1s	-1	1°	4°
44	Tmp	111	4.246	12:55:31.19	12:55:30.88	0	0.3s	-3	4°	4°
45	Tmp	113	4.745	12:56:29.50	12:56:29.77	0	0.3s	+3	2°	4°
46	Tmp	114	5.077	12:57:07.58	12:57:07.78	0	0.2s	+2	3°	4°
47	Tmp	120	6.194	12:59:39.21	12:59:38.41	0	0.8s	-8	7°	4°
48	Tmp	129	0.670	13:07:12.69	13:07:12.93	0	0.2s	+2	2°	4°
49	Tmp	131	0.964	13:07:59.39	13:07:58.84	0	0.6s	-6	5°	4°
50	Tmp	132	1.781	13:09:50.42	13:09:50.73	0	0.3s	+3	3°	3°
51	Tmp	138	2.760	13:11:36.81	13:11:36.65	0	0.2s	-2	5°	3°
52	Tmp	142	4.160	13:14:03.75	13:14:04.79	0	1.0s	[+10]	9°	3°

PC	Tp	Trc	DistPC	Ideal	Passagem	Pen	Erro	Pontos	NoPC	AtePC
53	Tmp	147	6.124	13:17:14.29	13:17:14.41	0	0.1s	+1	2°	3°
54	Tmp	155	0.280	13:32:06.27	13:32:05.83	0	0.4s	-4	7°	3°
55	Tmp	157	0.713	13:33:22.63	13:33:21.42	0	1.2s	-12	17°	3°
56	Tmp	159	1.193	13:34:40.78	13:34:41.15	0	0.4s	+4	10°	3°
57	Tmp	162	2.759	13:39:04.10	13:39:04.32	0	0.2s	+2	4°	3°
58	Tmp	168	4.019	13:41:16.79	13:41:17.31	0	0.5s	+5	4°	2°
59	Tmp	175	0.401	13:45:27.69	13:45:29.09	0	1.4s	+14	19°	2°
60	Tmp	180	1.618	13:49:13.60	13:49:09.11	0	4.5s	-45	26°	3°
61	Tmp	187	3.172	13:52:33.40	13:52:22.23	0	11.2s	-112	36°	5°
62	Tmp	198	5.213	13:57:11.12	13:57:09.43	0	1.7s	-17	13°	5°

Num 106 Pen 0 PCZ 1 Total PP 744 Col. Final 5°





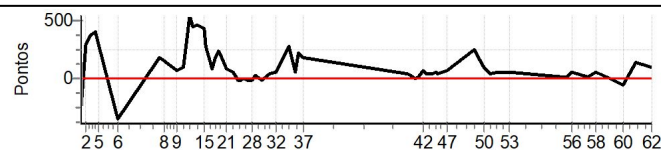
## PETROPOLIS - RJ - Mitsubishi MotorSports 2021

### Performance Individual

PC	Tp	Trc	DistPC	Ideal	Passagem	Pen	Erro	Pontos	NoPC	AtePC
<b>N</b> <b>u</b> <b>m</b>	<b>107</b>	107 / Patrick Gomes de Freitas / Andreza								
		Cat / NL / Largada		TURISMO LIGHT / 107 / 10:47:00						
		Queimados-rj				L200 Triton				
PC	Tp	Trc	DistPC	Ideal	Passagem	Pen	Erro	Pontos	NoPC	AtePC
1	Tmp	3	0.297	11:17:42.93	11:17:17.76	0	25.2s	-252	45 °	57 °
2	Tmp	3	0.918	11:19:05.73	11:19:35.45	0	29.7s	+297	47 °	45 °
3	Tmp	6	1.552	11:20:25.76	11:21:03.88	0	38.1s	+381	47 °	46 °
4	Tmp	7	1.954	11:21:38.23	11:22:19.51	0	41.3s	+413	48 °	47 °
5	Tmp	7	2.301	11:22:47.63	11:23:17.50	0	29.9s	+299	42 °	48 °
6	Tmp	12	3.974	11:28:07.43	11:27:32.52	0	34.9s	-349	41 °	48 °
7	Tmp	20	0.385	11:39:43.03	11:40:00.97	0	17.9s	+179	33 °	42 °
8	Tmp	23	1.159	11:41:08.18	11:41:23.47	0	15.3s	+153	29 °	38 °
9	Tmp	27	2.528	11:44:51.25	11:44:57.86	0	6.6s	+66	24 °	36 °
10	Tmp	30	3.226	11:46:21.74	11:46:31.34	0	9.6s	+96	25 °	34 °
11	Tmp	34	3.936	11:48:05.02	11:48:59.87	0	54.9s	[+549]	37 °	34 °
12	Tmp	35	4.393	11:49:13.22	11:49:58.21	0	45.0s	+450	35 °	36 °
13	Tmp	35	4.740	11:49:54.86	11:50:40.78	0	45.9s	[+459]	36 °	35 °
14	Tmp	37	5.112	11:50:38.48	11:51:24.36	0	45.9s	+459	36 °	35 °
15	Tmp	38	5.745	11:52:20.97	11:53:04.51	0	43.5s	+435	33 °	35 °
16	Tmp	38	5.969	11:52:59.37	11:53:27.37	0	28.0s	+280	31 °	33 °
17	Tmp	39	6.738	11:54:43.08	11:54:51.93	0	8.9s	+89	22 °	32 °
18	Tmp	40	7.019	11:55:24.08	11:55:43.11	0	19.0s	+190	26 °	32 °
19	Tmp	41	7.316	11:56:11.98	11:56:36.26	0	24.3s	+243	30 °	31 °
20	Tmp	45	7.708	11:57:06.68	11:57:25.16	0	18.5s	+185	27 °	31 °
21	Tmp	47	8.262	11:58:33.97	11:58:42.39	0	8.4s	+84	26 °	31 °
22	Tmp	50	0.251	12:00:27.18	12:00:32.86	0	5.7s	+57	27 °	30 °
23	Tmp	53	0.635	12:01:17.59	12:01:19.09	0	1.5s	+15	17 °	29 °
24	Tmp	54	0.950	12:01:57.86	12:01:57.05	0	0.8s	-8	13 °	28 °
25	Tmp	56	1.423	12:02:45.60	12:02:43.95	0	1.7s	-17	17 °	27 °
26	Tmp	58	1.904	12:03:34.36	12:03:34.05	0	0.3s	-3	3 °	26 °
27	Tmp	60	2.274	12:04:16.68	12:04:15.70	0	1.0s	[-10]	4 °	25 °
28	Tmp	62	3.041	12:05:41.79	12:05:41.03	0	0.8s	-8	7 °	25 °
29	Tmp	64	3.435	12:06:29.65	12:06:32.02	0	2.4s	+24	21 °	25 °
30	Tmp	68	4.405	12:08:20.44	12:08:18.85	0	1.6s	-16	11 °	25 °
31	Tmp	73	5.421	12:10:47.41	12:10:51.13	0	3.7s	+37	22 °	25 °
32	Tmp	77	6.113	12:12:31.55	12:12:36.99	0	5.4s	+54	25 °	25 °
33	Tmp	83	0.208	12:16:14.39	12:16:42.75	0	28.4s	+284	39 °	24 °
34	Tmp	84	0.575	12:16:47.73	12:17:10.41	0	22.7s	+227	38 °	25 °
35	Tmp	86	1.060	12:17:47.81	12:17:53.64	0	5.8s	+58	29 °	25 °
36	Tmp	89	1.767	12:18:55.10	12:19:17.61	0	22.5s	+225	38 °	25 °
37	Tmp	91	2.431	12:20:09.29	12:20:27.56	0	18.3s	+183	35 °	25 °
38	Tmp	97	0.504	12:49:34.28	12:49:38.60	0	4.3s	+43	26 °	25 °
39	Tmp	98	0.944	12:50:13.46	12:50:15.90	0	2.4s	+24	26 °	25 °
40	Tmp	103	1.729	12:51:36.02	12:51:36.23	0	0.2s	+2	7 °	25 °
41	Tmp	106	2.281	12:52:43.81	12:52:45.10	0	1.3s	+13	15 °	25 °
42	Tmp	108	2.928	12:54:02.88	12:54:10.18	0	7.3s	+73	38 °	25 °
43	Tmp	110	3.450	12:55:00.65	12:55:05.23	0	4.6s	+46	30 °	25 °
44	Tmp	111	4.246	12:56:31.19	12:56:35.77	0	4.6s	+46	32 °	25 °
45	Tmp	113	4.745	12:57:29.50	12:57:34.69	0	5.2s	+52	29 °	25 °
46	Tmp	114	5.077	12:58:07.58	12:58:11.65	0	4.1s	+41	17 °	24 °
47	Tmp	120	6.194	13:00:39.21	13:00:46.13	0	6.9s	+69	31 °	24 °
48	Tmp	129	0.670	13:08:12.69	13:08:37.51	0	24.8s	+248	38 °	24 °
49	Tmp	131	0.964	13:08:59.39	13:09:18.98	0	19.6s	+196	40 °	24 °
50	Tmp	132	1.781	13:10:50.42	13:11:00.14	0	9.7s	+97	34 °	24 °
51	Tmp	138	2.760	13:12:36.81	13:12:41.55	0	4.7s	+47	29 °	24 °
52	Tmp	142	4.160	13:15:03.75	13:15:09.79	0	6.0s	+60	27 °	24 °

PC	Tp	Trc	DistPC	Ideal	Passagem	Pen	Erro	Pontos	NoPC	AtePC
53	Tmp	147	6.124	13:18:14.29	13:18:20.52	0	6.2s	+62	34 °	24 °
54	Tmp	155	0.280	13:33:06.27	13:33:07.40	0	1.1s	+11	12 °	24 °
55	Tmp	157	0.713	13:34:22.63	13:34:23.63	0	1.0s	[+10]	14 °	23 °
56	Tmp	159	1.193	13:35:40.78	13:35:46.25	0	5.5s	+55	32 °	23 °
57	Tmp	162	2.759	13:40:04.10	13:40:06.01	0	1.9s	+19	19 °	23 °
58	Tmp	168	4.019	13:42:16.79	13:42:23.04	0	6.3s	+63	34 °	23 °
59	Tmp	175	0.401	13:46:27.69	13:46:28.21	0	0.5s	+5	11 °	23 °
60	Tmp	180	1.618	13:50:13.60	13:50:08.60	0	5.0s	-50	27 °	23 °
61	Tmp	187	3.172	13:53:33.40	13:53:47.67	0	14.3s	+143	37 °	23 °
62	Tmp	198	5.213	13:58:11.12	13:58:21.55	0	10.4s	+104	37 °	23 °

Num	107	Pen	0	PCZ	0	Total PP	7685	Col. Final	23°
-----	-----	-----	---	-----	---	----------	------	------------	-----







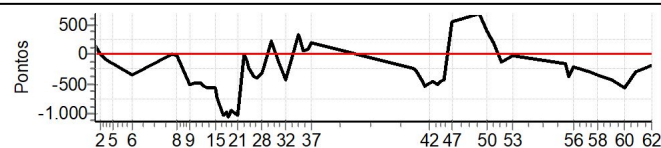
## PETROPOLIS - RJ - Mitsubishi MotorSports 2021

### Performance Individual

PC	Tp	Trc	DistPC	Ideal	Passagem	Pen	Erro	Pontos	NoPC	AtePC
<b>N</b> <b>u</b> <b>m</b>	<b>108</b>	108 / Arthur Carlos Mendes / Kaio Cezar Oliveira Domingos								
		Cat / NL / Largada		TURISMO LIGHT / 108 / 10:48:00						
		Duque de Caxias-RJ		PAJERO TR4 FLEX 2.0 4X4 AT 5P						
PC	Tp	Trc	DistPC	Ideal	Passagem	Pen	Erro	Pontos	NoPC	AtePC
1	Tmp	3	0.297	11:18:42.93	11:18:56.86	0	13.9s	+139	39°	33°
2	Tmp	3	0.918	11:20:05.73	11:20:05.77	0	0.0s	0	1°	13°
3	Tmp	6	1.552	11:21:25.76	11:21:18.15	0	7.6s	-76	29°	29°
4	Tmp	7	1.954	11:22:38.23	11:22:24.61	0	13.6s	-136	30°	31°
5	Tmp	7	2.301	11:23:47.63	11:23:33.25	0	14.4s	-144	24°	26°
6	Tmp	12	3.974	11:29:07.43	11:28:34.13	0	33.3s	-333	40°	31°
7	Tmp	20	0.385	11:40:43.03	11:40:42.70	0	0.3s	[-3]	6°	24°
8	Tmp	23	1.159	11:42:08.18	11:42:05.59	0	2.6s	-26	17°	23°
9	Tmp	27	2.528	11:45:51.25	11:45:00.37	0	50.9s	-509	42°	31°
10	Tmp	30	3.226	11:47:21.74	11:46:33.35	0	48.4s	-484	43°	31°
11	Tmp	34	3.936	11:49:05.02	11:48:18.25	0	46.8s	-468	35°	31°
12	Tmp	35	4.393	11:50:13.22	11:49:21.03	0	52.2s	-522	38°	33°
13	Tmp	35	4.740	11:50:54.86	11:49:58.03	0	56.8s	-568	37°	34°
14	Tmp	37	5.112	11:51:38.48	11:50:43.10	0	55.4s	-554	37°	34°
15	Tmp	38	5.745	11:53:20.97	11:52:23.73	0	57.2s	-572	35°	36°
16	Tmp	38	5.969	11:53:59.37	11:52:47.94	0	1m11s	-714	40°	37°
17	Tmp	39	6.738	11:55:43.08	11:54:00.84	0	1m42s	-1022	44°	38°
18	Tmp	40	7.019	11:56:24.08	11:54:47.83	0	1m36s	-963	44°	37°
19	Tmp	41	7.316	11:57:11.98	11:55:27.73	0	1m44s	-1043	45°	38°
20	Tmp	45	7.708	11:58:06.68	11:56:34.33	0	1m32s	-924	43°	38°
21	Tmp	47	8.262	11:59:33.97	11:57:52.60	0	1m41s	-1014	47°	39°
22	Tmp	50	0.251	12:01:27.18	12:01:27.83	0	0.7s	[+7]	6°	39°
23	Tmp	53	0.635	12:02:17.59	12:02:03.86	0	13.7s	-137	34°	38°
24	Tmp	54	0.950	12:02:57.86	12:02:33.86	0	24.0s	-240	37°	38°
25	Tmp	56	1.423	12:03:45.60	12:03:14.69	0	30.9s	-309	38°	38°
26	Tmp	58	1.904	12:04:34.36	12:03:56.37	0	38.0s	-380	38°	39°
27	Tmp	60	2.274	12:05:16.68	12:04:35.60	0	41.1s	-411	40°	39°
28	Tmp	62	3.041	12:06:41.79	12:06:10.40	0	31.4s	-314	38°	38°
29	Tmp	64	3.435	12:07:29.65	12:07:12.82	0	16.8s	-168	36°	37°
30	Tmp	68	4.405	12:09:20.44	12:09:42.57	0	22.1s	+221	38°	37°
31	Tmp	73	5.421	12:11:47.41	12:11:31.51	0	15.9s	-159	36°	37°
32	Tmp	77	6.113	12:13:31.55	12:12:49.23	0	42.3s	-423	39°	37°
33	Tmp	83	0.208	12:17:14.39	12:17:48.13	0	33.7s	+337	40°	37°
34	Tmp	84	0.575	12:17:47.73	12:18:11.93	0	24.2s	+242	39°	38°
35	Tmp	86	1.060	12:18:47.81	12:18:52.52	0	4.7s	+47	25°	38°
36	Tmp	89	1.767	12:19:55.10	12:20:04.68	0	9.6s	+96	28°	38°
37	Tmp	91	2.431	12:21:09.29	12:21:28.22	0	18.9s	+189	38°	38°
38	Tmp	97	0.504	12:50:34.28	12:50:11.10	0	23.2s	-232	43°	38°
39	Tmp	98	0.944	12:51:13.46	12:50:45.46	0	28.0s	-280	46°	39°
40	Tmp	103	1.729	12:52:36.02	12:51:53.89	0	42.1s	-421	49°	39°
41	Tmp	106	2.281	12:53:43.81	12:52:49.81	0	54.0s	-540	51°	39°
42	Tmp	108	2.928	12:55:02.88	12:54:13.83	0	49.1s	-491	52°	39°
43	Tmp	110	3.450	12:56:00.65	12:55:14.26	0	46.4s	-464	51°	39°
44	Tmp	111	4.246	12:57:31.19	12:56:41.74	0	49.5s	-495	51°	39°
45	Tmp	113	4.745	12:58:29.50	12:57:45.09	0	44.4s	-444	51°	39°
46	Tmp	114	5.077	12:59:07.58	12:58:24.67	0	42.9s	-429	50°	39°
47	Tmp	120	6.194	13:01:39.21	13:02:33.12	0	53.9s	+539	53°	39°
48	Tmp	129	0.670	13:09:12.69	13:10:20.20	0	1m07s	[+675]	50°	36°
49	Tmp	131	0.964	13:09:59.39	13:11:01.49	0	1m02s	[+621]	50°	36°
50	Tmp	132	1.781	13:11:50.42	13:12:28.77	0	38.4s	+384	44°	36°
51	Tmp	138	2.760	13:13:36.81	13:13:54.93	0	18.1s	+181	37°	35°
52	Tmp	142	4.160	13:16:03.75	13:15:51.38	0	12.4s	-124	37°	35°

PC	Tp	Trc	DistPC	Ideal	Passagem	Pen	Erro	Pontos	NoPC	AtePC
53	Tmp	147	6.124	13:19:14.29	13:19:11.32	0	3.0s	-30	29°	35°
54	Tmp	155	0.280	13:34:06.27	13:33:51.31	0	15.0s	-150	40°	35°
55	Tmp	157	0.713	13:35:22.63	13:34:45.41	0	37.2s	-372	48°	35°
56	Tmp	159	1.193	13:36:40.78	13:36:19.90	0	20.9s	-209	43°	35°
57	Tmp	162	2.759	13:41:04.10	13:40:33.69	0	30.4s	-304	48°	35°
58	Tmp	168	4.019	13:43:16.79	13:42:42.28	0	34.5s	-345	49°	35°
59	Tmp	175	0.401	13:47:27.69	13:46:44.72	0	43.0s	-430	51°	35°
60	Tmp	180	1.618	13:51:13.60	13:50:17.08	0	56.5s	-565	52°	35°
61	Tmp	187	3.172	13:54:33.40	13:54:05.25	0	28.2s	-282	41°	35°
62	Tmp	198	5.213	13:59:11.12	13:58:53.29	0	17.8s	-178	40°	35°

Num 108 Pen 0 PCZ 1 Total PP 21773 Col. Final 35°





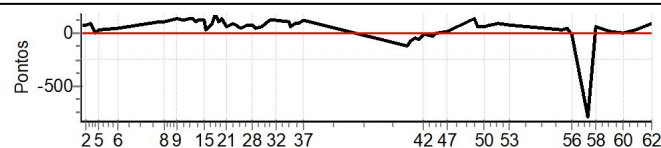
## PETROPOLIS - RJ - Mitsubishi MotorSports 2021

### Performance Individual

PC	Tp	Trc	DistPC	Ideal	Passagem	Pen	Erro	Pontos	NoPC	AtePC
<b>N</b> <b>u</b> <b>m</b>	<b>109</b>	109 / Julio Cesar Coppola da Silva / Luiz de Carvalho Junior								
		Cat / NL / Largada		TURISMO LIGHT / 109 / 10:49:00						
		Rio de Janeiro-RJ				ASX 2.0 G AWD A/T				
PC	Tp	Trc	DistPC	Ideal	Passagem	Pen	Erro	Pontos	NoPC	AtePC
1	Tmp	3	0.297	11:19:42.93	11:19:49.96	0	7.0s	+70	30°	25°
2	Tmp	3	0.918	11:21:05.73	11:21:13.80	0	8.1s	+81	34°	33°
3	Tmp	6	1.552	11:22:25.76	11:22:34.62	0	8.9s	+89	34°	34°
4	Tmp	7	1.954	11:23:38.23	11:23:38.38	0	0.2s	+2	1°	22°
5	Tmp	7	2.301	11:24:47.63	11:24:50.36	0	2.7s	+27	11°	19°
6	Tmp	12	3.974	11:30:07.43	11:30:11.63	0	4.2s	+42	18°	18°
7	Tmp	20	0.385	11:41:43.03	11:41:53.56	0	10.5s	+105	27°	18°
8	Tmp	23	1.159	11:43:08.18	11:43:19.28	0	11.1s	+111	26°	16°
9	Tmp	27	2.528	11:46:51.25	11:47:04.43	0	13.2s	+132	29°	17°
10	Tmp	30	3.226	11:48:21.74	11:48:33.04	0	11.3s	+113	27°	16°
11	Tmp	34	3.936	11:50:05.02	11:50:19.00	0	14.0s	[+140]	22°	16°
12	Tmp	35	4.393	11:51:13.22	11:51:26.56	0	13.3s	+133	25°	16°
13	Tmp	35	4.740	11:51:54.86	11:52:04.67	0	9.8s	+98	23°	17°
14	Tmp	37	5.112	11:52:38.48	11:52:50.79	0	12.3s	+123	23°	18°
15	Tmp	38	5.745	11:54:20.97	11:54:33.26	0	12.3s	+123	25°	20°
16	Tmp	38	5.969	11:54:59.37	11:55:02.35	0	3.0s	+30	15°	19°
17	Tmp	39	6.738	11:56:43.08	11:56:52.22	0	9.1s	+91	23°	19°
18	Tmp	40	7.019	11:57:24.08	11:57:42.01	0	17.9s	[+179]	25°	20°
19	Tmp	41	7.316	11:58:11.98	11:58:22.42	0	10.4s	+104	23°	20°
20	Tmp	45	7.708	11:59:06.68	11:59:19.67	0	13.0s	+130	24°	20°
21	Tmp	47	8.262	12:00:33.97	12:00:39.49	0	5.5s	+55	20°	20°
22	Tmp	50	0.251	12:02:27.18	12:02:36.31	0	9.1s	+91	29°	20°
23	Tmp	53	0.635	12:03:17.59	12:03:25.26	0	7.7s	+77	30°	20°
24	Tmp	54	0.950	12:03:57.86	12:04:03.64	0	5.8s	+58	28°	20°
25	Tmp	56	1.423	12:04:45.60	12:04:49.31	0	3.7s	+37	24°	20°
26	Tmp	58	1.904	12:05:34.36	12:05:39.67	0	5.3s	+53	25°	20°
27	Tmp	60	2.274	12:06:16.68	12:06:24.21	0	7.5s	+75	29°	20°
28	Tmp	62	3.041	12:07:41.79	12:07:48.91	0	7.1s	+71	29°	20°
29	Tmp	64	3.435	12:08:29.65	12:08:34.71	0	5.1s	+51	29°	20°
30	Tmp	68	4.405	12:10:20.44	12:10:26.57	0	6.1s	+61	30°	19°
31	Tmp	73	5.421	12:12:47.41	12:12:59.24	0	11.8s	+118	32°	19°
32	Tmp	77	6.113	12:14:31.55	12:14:42.87	0	11.3s	+113	28°	19°
33	Tmp	83	0.208	12:18:14.39	12:18:24.10	0	9.7s	+97	25°	19°
34	Tmp	84	0.575	12:18:47.73	12:18:53.71	0	6.0s	+60	24°	19°
35	Tmp	86	1.060	12:19:47.81	12:19:56.45	0	8.6s	+86	30°	19°
36	Tmp	89	1.767	12:20:55.10	12:21:04.02	0	8.9s	+89	27°	19°
37	Tmp	91	2.431	12:22:09.29	12:22:20.88	0	11.6s	+116	32°	20°
38	Tmp	97	0.504	12:51:34.28	12:51:22.79	0	11.5s	-115	41°	20°
39	Tmp	98	0.944	12:52:13.46	12:52:06.54	0	6.9s	-69	36°	20°
40	Tmp	103	1.729	12:53:36.02	12:53:32.17	0	3.9s	-39	31°	20°
41	Tmp	106	2.281	12:54:43.81	12:54:37.35	0	6.5s	-65	33°	20°
42	Tmp	108	2.928	12:56:02.88	12:56:01.44	0	1.4s	-14	14°	20°
43	Tmp	110	3.450	12:57:00.65	12:56:58.88	0	1.8s	-18	14°	20°
44	Tmp	111	4.246	12:58:31.19	12:58:27.42	0	3.8s	-38	26°	20°
45	Tmp	113	4.745	12:59:29.50	12:59:29.77	0	0.3s	[+3]	1°	20°
46	Tmp	114	5.077	13:00:07.58	13:00:06.82	0	0.8s	[-8]	7°	20°
47	Tmp	120	6.194	13:02:39.21	13:02:41.15	0	1.9s	+19	9°	20°
48	Tmp	129	0.670	13:10:12.69	13:10:26.72	0	14.0s	+140	33°	20°
49	Tmp	131	0.964	13:10:59.39	13:11:05.90	0	6.5s	+65	30°	20°
50	Tmp	132	1.781	13:12:50.42	13:12:56.67	0	6.3s	+63	29°	20°
51	Tmp	138	2.760	13:14:36.81	13:14:43.93	0	7.1s	+71	33°	20°
52	Tmp	142	4.160	13:17:03.75	13:17:12.12	0	8.4s	+84	34°	20°

PC	Tp	Trc	DistPC	Ideal	Passagem	Pen	Erro	Pontos	NoPC	AtePC
53	Tmp	147	6.124	13:20:14.29	13:20:21.20	0	6.9s	+69	37°	20°
54	Tmp	155	0.280	13:35:06.27	13:35:08.87	0	2.6s	+26	22°	20°
55	Tmp	157	0.713	13:36:22.63	13:36:27.07	0	4.4s	+44	29°	20°
56	Tmp	159	1.193	13:37:40.78	13:37:39.69	0	1.1s	-11	15°	20°
57	Tmp	162	2.759	13:42:04.10	13:40:46.11	0	1m18s	-780	55°	20°
58	Tmp	168	4.019	13:44:16.79	13:44:22.46	0	5.7s	+57	29°	21°
59	Tmp	175	0.401	13:48:27.69	13:48:29.71	0	2.0s	+20	26°	20°
60	Tmp	180	1.618	13:52:13.60	13:52:13.59	0	0.0s	0	3°	20°
61	Tmp	187	3.172	13:55:33.40	13:55:35.97	0	2.6s	+26	16°	20°
62	Tmp	198	5.213	14:00:11.12	14:00:20.08	0	9.0s	+90	34°	20°

Num	109	Pen	0	PCZ	1	Total PP	4835	Col. Final	20°
-----	-----	-----	---	-----	---	----------	------	------------	-----





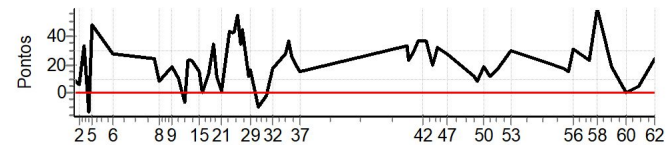
## PETROPOLIS - RJ - Mitsubishi MotorSports 2021

### Performance Individual

PC	Tp	Trc	DistPC	Ideal	Passagem	Pen	Erro	Pontos	NoPC	AtePC
<b>N</b> <b>u</b> <b>m</b>	<b>110</b>	110 / Marcio Luiz D Avila Glielmo / Gabriel Omar Petruccelli								
		Cat / NL / Largada TURISMO LIGHT / 110 / 10:50:00								
		Rio de Janeiro-RJ PAJERO DAKAR 4X4								
PC	Tp	Trc	DistPC	Ideal	Passagem	Pen	Erro	Pontos	NoPC	AtePC
1	Tmp	3	0.297	11:20:42.93	11:20:43.85	0	0.9s	[+9]	8°	8°
2	Tmp	3	0.918	11:22:05.73	11:22:06.31	0	0.6s	+6	9°	4°
3	Tmp	6	1.552	11:23:25.76	11:23:29.02	0	3.3s	+33	18°	7°
4	Tmp	7	1.954	11:24:38.23	11:24:36.96	0	1.3s	-13	4°	4°
5	Tmp	7	2.301	11:25:47.63	11:25:52.39	0	4.8s	+48	18°	5°
6	Tmp	12	3.974	11:31:07.43	11:31:10.17	0	2.7s	+27	11°	5°
7	Tmp	20	0.385	11:42:43.03	11:42:45.47	0	2.4s	+24	17°	6°
8	Tmp	23	1.159	11:44:08.18	11:44:09.01	0	0.8s	+8	8°	6°
9	Tmp	27	2.528	11:47:51.25	11:47:53.12	0	1.9s	+19	14°	6°
10	Tmp	30	3.226	11:49:21.74	11:49:22.82	0	1.1s	+11	9°	6°
11	Tmp	34	3.936	11:51:05.02	11:51:04.46	0	0.6s	-6	4°	4°
12	Tmp	35	4.393	11:52:13.22	11:52:15.55	0	2.3s	+23	10°	4°
13	Tmp	35	4.740	11:52:54.86	11:52:57.14	0	2.3s	+23	11°	4°
14	Tmp	37	5.112	11:53:38.48	11:53:40.68	0	2.2s	+22	12°	4°
15	Tmp	38	5.745	11:55:20.97	11:55:22.43	0	1.5s	+15	7°	4°
16	Tmp	38	5.969	11:55:59.37	11:55:59.37	0	0.0s	0	1°	4°
17	Tmp	39	6.738	11:57:43.08	11:57:44.52	0	1.4s	+14	10°	4°
18	Tmp	40	7.019	11:58:24.08	11:58:26.21	0	2.1s	+21	9°	4°
19	Tmp	41	7.316	11:59:11.98	11:59:15.42	0	3.4s	+34	16°	5°
20	Tmp	45	7.708	12:00:06.68	12:00:07.91	0	1.2s	+12	6°	5°
21	Tmp	47	8.262	12:01:33.97	12:01:34.14	0	0.2s	+2	3°	5°
22	Tmp	50	0.251	12:03:27.18	12:03:31.49	0	4.3s	+43	24°	5°
23	Tmp	53	0.635	12:04:17.59	12:04:21.77	0	4.2s	+42	23°	5°
24	Tmp	54	0.950	12:04:57.86	12:05:02.19	0	4.3s	+43	26°	7°
25	Tmp	56	1.423	12:05:45.60	12:05:50.98	0	5.4s	[+54]	26°	8°
26	Tmp	58	1.904	12:06:34.36	12:06:37.71	0	3.4s	+34	20°	8°
27	Tmp	60	2.274	12:07:16.68	12:07:21.11	0	4.4s	+44	21°	9°
28	Tmp	62	3.041	12:08:41.79	12:08:42.97	0	1.2s	+12	9°	7°
29	Tmp	64	3.435	12:09:29.65	12:09:31.21	0	1.6s	+16	17°	7°
30	Tmp	68	4.405	12:11:20.44	12:11:19.48	0	1.0s	[-10]	8°	7°
31	Tmp	73	5.421	12:13:47.41	12:13:47.26	0	0.2s	-2	3°	7°
32	Tmp	77	6.113	12:15:31.55	12:15:33.27	0	1.7s	+17	10°	7°
33	Tmp	83	0.208	12:19:14.39	12:19:17.17	0	2.8s	+28	13°	7°
34	Tmp	84	0.575	12:19:47.73	12:19:51.47	0	3.7s	+37	20°	7°
35	Tmp	86	1.060	12:20:47.81	12:20:50.29	0	2.5s	+25	20°	7°
36	Tmp	89	1.767	12:21:55.10	12:21:57.23	0	2.1s	+21	14°	7°
37	Tmp	91	2.431	12:23:09.29	12:23:10.83	0	1.5s	+15	14°	7°
38	Tmp	97	0.504	12:52:34.28	12:52:37.62	0	3.3s	+33	23°	7°
39	Tmp	98	0.944	12:53:13.46	12:53:15.78	0	2.3s	+23	25°	8°
40	Tmp	103	1.729	12:54:36.02	12:54:38.94	0	2.9s	+29	27°	8°
41	Tmp	106	2.281	12:55:43.81	12:55:47.39	0	3.6s	+36	29°	8°
42	Tmp	108	2.928	12:57:02.88	12:57:06.56	0	3.7s	+37	31°	8°
43	Tmp	110	3.450	12:58:00.65	12:58:04.29	0	3.6s	+36	23°	8°
44	Tmp	111	4.246	12:59:31.19	12:59:33.20	0	2.0s	+20	16°	8°
45	Tmp	113	4.745	13:00:29.50	13:00:32.28	0	2.8s	+28	20°	8°
46	Tmp	114	5.077	13:01:07.58	13:01:10.80	0	3.2s	+32	14°	8°
47	Tmp	120	6.194	13:03:39.21	13:03:41.89	0	2.7s	+27	14°	8°
48	Tmp	129	0.670	13:11:12.69	13:11:13.85	0	1.2s	+12	13°	8°
49	Tmp	131	0.964	13:11:59.39	13:12:00.16	0	0.8s	+8	8°	7°
50	Tmp	132	1.781	13:13:50.42	13:13:52.22	0	1.8s	+18	15°	7°
51	Tmp	138	2.760	13:15:36.81	13:15:38.00	0	1.2s	+12	20°	7°
52	Tmp	142	4.160	13:18:03.75	13:18:05.49	0	1.7s	+17	15°	8°

PC	Tp	Trc	DistPC	Ideal	Passagem	Pen	Erro	Pontos	NoPC	AtePC
53	Tmp	147	6.124	13:21:14.29	13:21:17.32	0	3.0s	+30	28°	8°
54	Tmp	155	0.280	13:36:06.27	13:36:08.00	0	1.7s	+17	17°	8°
55	Tmp	157	0.713	13:37:22.63	13:37:24.11	0	1.5s	+15	18°	8°
56	Tmp	159	1.193	13:38:40.78	13:38:43.89	0	3.1s	+31	26°	8°
57	Tmp	162	2.759	13:43:04.10	13:43:06.41	0	2.3s	+23	25°	8°
58	Tmp	168	4.019	13:45:16.79	13:45:22.73	0	5.9s	[+59]	31°	8°
59	Tmp	175	0.401	13:49:27.69	13:49:29.48	0	1.8s	+18	24°	9°
60	Tmp	180	1.618	13:53:13.60	13:53:13.56	0	0.0s	0	2°	8°
61	Tmp	187	3.172	13:56:33.40	13:56:33.89	0	0.5s	+5	3°	8°
62	Tmp	198	5.213	14:01:11.12	14:01:13.48	0	2.4s	+24	19°	9°

Num	110	Pen	0	PCZ	2	Total PP	1271	Col. Final	9°
-----	-----	-----	---	-----	---	----------	------	------------	----





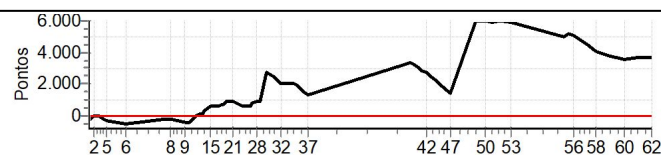
## PETROPOLIS - RJ - Mitsubishi MotorSports 2021

### Performance Individual

PC	Tp	Trc	DistPC	Ideal	Passagem	Pen	Erro	Pontos	NoPC	AtePC
<b>N</b> <b>u</b> <b>m</b>	<b>111</b>	111 / Francisco Borges dos Santos / Laiza Duarte Lima								
		Cat / NL / Largada TURISMO LIGHT / 111 / 10:51:00								
		Rio de Janeiro-RJ L200 TRITON OUTDOOR GLX 2.4 D 4								
PC	Tp	Trc	DistPC	Ideal	Passagem	Pen	Erro	Pontos	NoPC	AtePC
1	Tmp	3	0.297	11:21:42.93	11:21:19.66	0	23.3s	-233	44 °	56 °
2	Tmp	3	0.918	11:23:05.73	11:23:07.53	0	1.8s	+18	22 °	44 °
3	Tmp	6	1.552	11:24:25.76	11:24:25.09	0	0.7s	[-7]	4 °	38 °
4	Tmp	7	1.954	11:25:38.23	11:25:23.10	0	15.1s	-151	33 °	38 °
5	Tmp	7	2.301	11:26:47.63	11:26:20.46	0	27.2s	-272	40 °	40 °
6	Tmp	12	3.974	11:32:07.43	11:31:19.08	0	48.4s	-484	47 °	42 °
7	Tmp	20	0.385	11:43:43.03	11:43:23.06	0	20.0s	-200	34 °	38 °
8	Tmp	23	1.159	11:45:08.18	11:44:47.63	0	20.6s	-206	33 °	35 °
9	Tmp	27	2.528	11:48:51.25	11:48:13.58	0	37.7s	-377	41 °	35 °
10	Tmp	30	3.226	11:50:21.74	11:49:42.20	0	39.5s	-395	38 °	36 °
11	Tmp	34	3.936	11:52:05.02	11:52:08.04	0	3.0s	+30	10 °	33 °
12	Tmp	35	4.393	11:53:13.22	11:53:23.66	0	10.4s	+104	20 °	30 °
13	Tmp	35	4.740	11:53:54.86	11:54:08.58	0	13.7s	+137	28 °	30 °
14	Tmp	37	5.112	11:54:38.48	11:55:09.67	0	31.2s	+312	30 °	28 °
15	Tmp	38	5.745	11:56:20.97	11:57:23.35	0	1m02s	+624	37 °	29 °
16	Tmp	38	5.969	11:56:59.37	11:58:00.44	0	1m01s	+611	38 °	30 °
17	Tmp	39	6.738	11:58:43.08	11:59:46.60	0	1m03s	+635	37 °	31 °
18	Tmp	40	7.019	11:59:24.08	12:00:40.95	0	1m16s	+769	41 °	31 °
19	Tmp	41	7.316	12:00:11.98	12:01:29.48	0	1m17s	+775	41 °	32 °
20	Tmp	45	7.708	12:01:06.68	12:02:38.28	0	1m31s	+916	42 °	33 °
21	Tmp	47	8.262	12:02:33.97	12:04:03.13	0	1m29s	+892	44 °	35 °
22	Tmp	50	0.251	12:04:27.18	12:05:42.92	0	1m15s	+757	43 °	37 °
23	Tmp	53	0.635	12:05:17.59	12:06:20.17	0	1m02s	+626	42 °	36 °
24	Tmp	54	0.950	12:05:57.86	12:06:59.84	0	1m02s	+620	42 °	36 °
25	Tmp	56	1.423	12:06:45.60	12:07:51.00	0	1m05s	+654	44 °	36 °
26	Tmp	58	1.904	12:07:34.36	12:08:40.72	0	1m06s	+664	44 °	37 °
27	Tmp	60	2.274	12:08:16.68	12:09:37.70	0	1m21s	+810	45 °	38 °
28	Tmp	62	3.041	12:09:41.79	12:11:13.63	0	1m31s	+918	45 °	39 °
29	Tmp	64	3.435	12:10:29.65	12:11:59.21	0	1m29s	+896	46 °	40 °
30	Tmp	68	4.405	12:12:20.44	12:16:59.77	0	4m39s	+2793	55 °	41 °
31	Tmp	73	5.421	12:14:47.41	12:18:52.85	0	4m05s	+2454	53 °	43 °
32	Tmp	77	6.113	12:16:31.55	12:20:00.98	0	3m29s	+2094	52 °	43 °
33	Tmp	83	0.208	12:20:14.39	12:23:40.56	0	3m26s	+2062	54 °	44 °
34	Tmp	84	0.575	12:20:47.73	12:24:00.26	0	3m12s	+1925	53 °	44 °
35	Tmp	86	1.060	12:21:47.81	12:24:39.69	0	2m51s	[+1719]	52 °	44 °
36	Tmp	89	1.767	12:22:55.10	12:25:26.84	0	2m31s	[+1517]	52 °	44 °
37	Tmp	91	2.431	12:24:09.29	12:26:25.72	0	2m16s	+1364	51 °	44 °
38	Tmp	97	0.504	12:53:34.28	12:59:09.58	0	5m35s	+3353	62 °	45 °
39	Tmp	98	0.944	12:54:13.46	12:59:44.60	0	5m31s	+3311	62 °	45 °
40	Tmp	103	1.729	12:55:36.02	13:00:46.16	0	5m10s	+3101	62 °	45 °
41	Tmp	106	2.281	12:56:43.81	13:01:33.64	0	4m49s	+2898	62 °	46 °
42	Tmp	108	2.928	12:58:02.88	13:02:34.50	0	4m31s	+2716	62 °	46 °
43	Tmp	110	3.450	12:59:00.65	13:03:14.30	0	4m13s	+2537	62 °	47 °
44	Tmp	111	4.246	13:00:31.19	13:04:17.00	0	3m45s	+2258	62 °	47 °
45	Tmp	113	4.745	13:01:29.50	13:04:55.54	0	3m26s	+2060	62 °	47 °
46	Tmp	114	5.077	13:02:07.58	13:05:24.52	0	3m16s	+1969	62 °	47 °
47	Tmp	120	6.194	13:04:39.21	13:07:08.03	0	2m28s	+1488	61 °	47 °
48	Tmp	129	0.670	13:12:12.69	13:22:38.32	0	10m25s	+6000	65 °	48 °
49	Tmp	131	0.964	13:12:59.39	13:23:15.89	0	10m16s	+6000	65 °	48 °
50	Tmp	132	1.781	13:14:50.42	13:24:50.73	0	10m00s	+6000	65 °	49 °
51	Tmp	138	2.760	13:16:36.81	13:26:31.72	0	9m54s	+5949	63 °	50 °
52	Tmp	142	4.160	13:19:03.75	13:28:58.86	0	9m55s	+5951	63 °	50 °

PC	Tp	Trc	DistPC	Ideal	Passagem	Pen	Erro	Pontos	NoPC	AtePC
53	Tmp	147	6.124	13:22:14.29	13:32:02.49	0	9m48s	+5882	62 °	52 °
54	Tmp	155	0.280	13:37:06.27	13:45:22.71	0	8m16s	+4964	61 °	53 °
55	Tmp	157	0.713	13:38:22.63	13:46:57.71	0	8m35s	+5151	61 °	55 °
56	Tmp	159	1.193	13:39:40.78	13:48:06.14	0	8m25s	+5054	61 °	55 °
57	Tmp	162	2.759	13:44:04.10	13:51:27.94	0	7m23s	+4438	61 °	56 °
58	Tmp	168	4.019	13:46:16.79	13:53:08.64	0	6m51s	+4119	61 °	56 °
59	Tmp	175	0.401	13:50:27.69	13:56:49.72	0	6m22s	+3820	61 °	56 °
60	Tmp	180	1.618	13:54:13.60	14:00:09.35	0	5m55s	+3558	61 °	56 °
61	Tmp	187	3.172	13:57:33.40	14:03:43.68	0	6m10s	+3703	61 °	57 °
62	Tmp	198	5.213	14:02:11.12	14:08:20.36	0	6m09s	+3692	61 °	57 °

Num	111	Pen	0	PCZ	0	Total PP	126750	Col. Final	57°
-----	-----	-----	---	-----	---	----------	--------	------------	-----





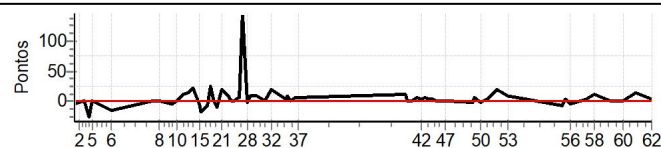
## PETROPOLIS - RJ - Mitsubishi MotorSports 2021

### Performance Individual

PC	Tp	Trc	DistPC	Ideal	Passagem	Pen	Erro	Pontos	NoPC	AtePC
<b>N</b> <b>u</b> <b>m</b>	<b>112</b>	112 / Fernando Watacabe / Livia Zignago								
		Cat / NL / Largada		TURISMO LIGHT / 112 / 10:52:00						
		São Paulo-sp			PAJERO TR4 FLEX 2.0 4X4 MT 5P					
PC	Tp	Trc	DistPC	Ideal	Passagem	Pen	Erro	Pontos	NoPC	AtePC
1	Tmp	3	0.297	11:22:42.93	11:22:42.39	0	0.5s	-5	5°	5°
2	Tmp	3	0.918	11:24:05.73	11:24:05.57	0	0.2s	-2	4°	14°
3	Tmp	6	1.552	11:25:25.76	11:25:25.62	0	0.1s	-1	1°	4°
4	Tmp	7	1.954	11:26:38.23	11:26:35.54	0	2.7s	-27	7°	7°
5	Tmp	7	2.301	11:27:47.63	11:27:47.63	0	0.0s	0	1°	1°
6	Tmp	12	3.974	11:33:07.43	11:33:05.74	0	1.7s	-17	7°	2°
7	Tmp	20	0.385	11:44:43.03	11:44:43.14	0	0.1s	+1	1°	2°
8	Tmp	23	1.159	11:46:08.18	11:46:08.05	0	0.1s	-1	1°	2°
9	Tmp	27	2.528	11:49:51.25	11:49:50.88	0	0.4s	-4	6°	2°
10	Tmp	30	3.226	11:51:21.74	11:51:21.67	0	0.1s	-1	1°	2°
11	Tmp	34	3.936	11:53:05.02	11:53:06.18	0	1.2s	+12	5°	1°
12	Tmp	35	4.393	11:54:13.22	11:54:14.63	0	1.4s	+14	7°	1°
13	Tmp	35	4.740	11:54:54.86	11:54:56.50	0	1.6s	+16	7°	1°
14	Tmp	37	5.112	11:55:38.48	11:55:40.80	0	2.3s	+23	13°	1°
15	Tmp	38	5.745	11:57:20.97	11:57:20.46	0	0.5s	-5	2°	1°
16	Tmp	38	5.969	11:57:59.37	11:57:57.34	0	2.0s	-20	10°	2°
17	Tmp	39	6.738	11:59:43.08	11:59:42.27	0	0.8s	-8	6°	2°
18	Tmp	40	7.019	12:00:24.08	12:00:26.46	0	2.4s	[+24]	13°	2°
19	Tmp	41	7.316	12:01:11.98	12:01:12.08	0	0.1s	+1	4°	2°
20	Tmp	45	7.708	12:02:06.68	12:02:05.52	0	1.2s	-12	5°	2°
21	Tmp	47	8.262	12:03:33.97	12:03:35.84	0	1.9s	+19	15°	2°
22	Tmp	50	0.251	12:05:27.18	12:05:28.10	0	0.9s	[+9]	8°	2°
23	Tmp	53	0.635	12:06:17.59	12:06:17.55	0	0.0s	0	1°	2°
24	Tmp	54	0.950	12:06:57.86	12:06:57.85	0	0.0s	0	1°	2°
25	Tmp	56	1.423	12:07:45.60	12:07:45.82	0	0.2s	+2	2°	2°
26	Tmp	58	1.904	12:08:34.36	12:08:34.82	0	0.5s	+5	7°	1°
27	Tmp	60	2.274	12:09:16.68	12:09:31.38	0	14.7s	[+147]	34°	2°
28	Tmp	62	3.041	12:10:41.79	12:10:41.61	0	0.2s	-2	4°	1°
29	Tmp	64	3.435	12:11:29.65	12:11:30.48	0	0.8s	+8	8°	1°
30	Tmp	68	4.405	12:13:20.44	12:13:21.33	0	0.9s	+9	7°	1°
31	Tmp	73	5.421	12:15:47.41	12:15:47.50	0	0.1s	+1	2°	1°
32	Tmp	77	6.113	12:17:31.55	12:17:33.46	0	1.9s	+19	13°	1°
33	Tmp	83	0.208	12:21:14.39	12:21:14.78	0	0.4s	+4	2°	1°
34	Tmp	84	0.575	12:21:47.73	12:21:48.46	0	0.7s	+7	7°	1°
35	Tmp	86	1.060	12:22:47.81	12:22:47.95	0	0.1s	+1	1°	1°
36	Tmp	89	1.767	12:23:55.10	12:23:55.74	0	0.6s	+6	5°	1°
37	Tmp	91	2.431	12:25:09.29	12:25:09.79	0	0.5s	+5	4°	1°
38	Tmp	97	0.504	12:54:34.28	12:54:35.50	0	1.2s	+12	10°	1°
39	Tmp	98	0.944	12:55:13.46	12:55:13.48	0	0.0s	0	1°	1°
40	Tmp	103	1.729	12:56:36.02	12:56:36.03	0	0.0s	0	2°	1°
41	Tmp	106	2.281	12:57:43.81	12:57:44.31	0	0.5s	+5	6°	1°
42	Tmp	108	2.928	12:59:02.88	12:59:03.12	0	0.2s	+2	3°	1°
43	Tmp	110	3.450	13:00:00.65	13:00:01.13	0	0.5s	+5	8°	1°
44	Tmp	111	4.246	13:01:31.19	13:01:31.41	0	0.2s	+2	2°	1°
45	Tmp	113	4.745	13:02:29.50	13:02:29.94	0	0.4s	+4	3°	1°
46	Tmp	114	5.077	13:03:07.58	13:03:07.67	0	0.1s	+1	1°	1°
47	Tmp	120	6.194	13:05:39.21	13:05:39.22	0	0.0s	0	1°	1°
48	Tmp	129	0.670	13:13:12.69	13:13:12.44	0	0.3s	-3	4°	1°
49	Tmp	131	0.964	13:13:59.39	13:13:59.99	0	0.6s	+6	4°	1°
50	Tmp	132	1.781	13:15:50.42	13:15:50.09	0	0.3s	-3	2°	1°
51	Tmp	138	2.760	13:17:36.81	13:17:37.06	0	0.3s	+3	8°	1°
52	Tmp	142	4.160	13:20:03.75	13:20:05.59	0	1.8s	+18	17°	1°

PC	Tp	Trc	DistPC	Ideal	Passagem	Pen	Erro	Pontos	NoPC	AtePC
53	Tmp	147	6.124	13:23:14.29	13:23:15.16	0	0.9s	+9	17°	1°
54	Tmp	155	0.280	13:38:06.27	13:38:05.56	0	0.7s	-7	10°	1°
55	Tmp	157	0.713	13:39:22.63	13:39:22.79	0	0.2s	+2	4°	1°
56	Tmp	159	1.193	13:40:40.78	13:40:40.34	0	0.4s	-4	9°	1°
57	Tmp	162	2.759	13:45:04.10	13:45:04.27	0	0.2s	+2	3°	1°
58	Tmp	168	4.019	13:47:16.79	13:47:17.83	0	1.0s	[+10]	5°	1°
59	Tmp	175	0.401	13:51:27.69	13:51:27.65	0	0.0s	0	1°	1°
60	Tmp	180	1.618	13:55:13.60	13:55:13.63	0	0.0s	0	1°	1°
61	Tmp	187	3.172	13:58:33.40	13:58:34.75	0	1.4s	+14	10°	1°
62	Tmp	198	5.213	14:03:11.12	14:03:11.34	0	0.2s	+2	2°	1°

Num	112	Pen	0	PCZ	8	Total PP	362	Col. Final	1°
-----	-----	-----	---	-----	---	----------	-----	------------	----





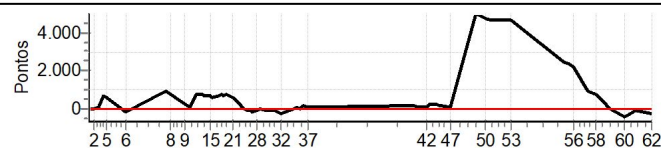
## PETROPOLIS - RJ - Mitsubishi MotorSports 2021

### Performance Individual

PC	Tp	Trc	DistPC	Ideal	Passagem	Pen	Erro	Pontos	NoPC	AtePC
<b>N</b> <b>u</b> <b>m</b>	<b>113</b>	113 / Frederico Jazbik Barbosa / Adriana Borges Tavares								
		Cat / NL / Largada		TURISMO LIGHT / 113 / 10:53:00						
		Petropolis-RJ				L200 TRITON SPORT HPE 2.4 D 4X4				
PC	Tp	Trc	DistPC	Ideal	Passagem	Pen	Erro	Pontos	NoPC	AtePC
1	Tmp	3	0.297	11:23:42.93	11:23:46.14	0	3.2s	+32	25°	21°
2	Tmp	3	0.918	11:25:05.73	11:25:09.41	0	3.7s	+37	27°	26°
3	Tmp	6	1.552	11:26:25.76	11:26:36.46	0	10.7s	+107	35°	23°
4	Tmp	7	1.954	11:27:38.23	11:28:49.38	0	1m11s	+712	56°	26°
5	Tmp	7	2.301	11:28:47.63	11:29:50.27	0	1m02s	+626	52°	44°
6	Tmp	12	3.974	11:34:07.43	11:33:45.98	0	21.5s	-215	30°	40°
7	Tmp	20	0.385	11:45:43.03	11:47:18.27	0	1m35s	[+952]	48°	41°
8	Tmp	23	1.159	11:47:08.18	11:48:26.20	0	1m18s	+780	46°	44°
9	Tmp	27	2.528	11:50:51.25	11:51:12.67	0	21.4s	+214	33°	42°
10	Tmp	30	3.226	11:52:21.74	11:52:27.92	0	6.2s	+62	22°	41°
11	Tmp	34	3.936	11:54:05.02	11:55:22.42	0	1m17s	+774	43°	40°
12	Tmp	35	4.393	11:55:13.22	11:56:26.62	0	1m13s	+734	40°	40°
13	Tmp	35	4.740	11:55:54.86	11:57:09.58	0	1m14s	+747	42°	40°
14	Tmp	37	5.112	11:56:38.48	11:57:46.27	0	1m07s	+678	40°	40°
15	Tmp	38	5.745	11:58:20.97	11:59:32.51	0	1m11s	+715	40°	39°
16	Tmp	38	5.969	11:58:59.37	11:59:58.50	0	59.1s	+591	37°	39°
17	Tmp	39	6.738	12:00:43.08	12:01:48.48	0	1m05s	+654	38°	40°
18	Tmp	40	7.019	12:01:24.08	12:02:36.17	0	1m12s	+721	37°	40°
19	Tmp	41	7.316	12:02:11.98	12:03:18.22	0	1m06s	+662	39°	40°
20	Tmp	45	7.708	12:03:06.68	12:04:23.51	0	1m16s	+768	39°	41°
21	Tmp	47	8.262	12:04:33.97	12:05:35.41	0	1m01s	+614	39°	41°
22	Tmp	50	0.251	12:06:27.18	12:06:51.41	0	24.2s	+242	35°	41°
23	Tmp	53	0.635	12:07:17.59	12:07:28.00	0	10.4s	+104	31°	39°
24	Tmp	54	0.950	12:07:57.86	12:07:56.73	0	1.1s	-11	16°	39°
25	Tmp	56	1.423	12:08:45.60	12:08:33.28	0	12.3s	-123	31°	39°
26	Tmp	58	1.904	12:09:34.36	12:09:23.59	0	10.8s	-108	30°	38°
27	Tmp	60	2.274	12:10:16.68	12:10:01.58	0	15.1s	-151	35°	37°
28	Tmp	62	3.041	12:11:41.79	12:11:34.79	0	7.0s	-70	28°	36°
29	Tmp	64	3.435	12:12:29.65	12:12:29.20	0	0.5s	[-5]	5°	36°
30	Tmp	68	4.405	12:14:20.44	12:14:14.00	0	6.4s	-64	31°	36°
31	Tmp	73	5.421	12:16:47.41	12:16:36.28	0	11.1s	-111	31°	36°
32	Tmp	77	6.113	12:18:31.55	12:18:07.99	0	23.6s	-236	33°	36°
33	Tmp	83	0.208	12:22:14.39	12:22:17.24	0	2.9s	+29	14°	36°
34	Tmp	84	0.575	12:22:47.73	12:22:54.17	0	6.4s	+64	26°	36°
35	Tmp	86	1.060	12:23:47.81	12:23:49.01	0	1.2s	+12	10°	36°
36	Tmp	89	1.767	12:24:55.10	12:25:09.98	0	14.9s	+149	34°	36°
37	Tmp	91	2.431	12:26:09.29	12:26:17.53	0	8.2s	+82	29°	34°
38	Tmp	97	0.504	12:55:34.28	12:55:49.67	0	15.4s	+154	42°	34°
39	Tmp	98	0.944	12:56:13.46	12:56:31.20	0	17.7s	+177	43°	34°
40	Tmp	103	1.729	12:57:36.02	12:57:45.12	0	9.1s	+91	39°	33°
41	Tmp	106	2.281	12:58:43.81	12:58:50.06	0	6.3s	+63	32°	33°
42	Tmp	108	2.928	13:00:02.88	13:00:06.80	0	3.9s	+39	32°	33°
43	Tmp	110	3.450	13:01:00.65	13:01:24.14	0	23.5s	+235	46°	33°
44	Tmp	111	4.246	13:02:31.19	13:02:57.58	0	26.4s	+264	43°	33°
45	Tmp	113	4.745	13:03:29.50	13:03:49.04	0	19.5s	+195	39°	33°
46	Tmp	114	5.077	13:04:07.58	13:04:25.25	0	17.7s	+177	40°	33°
47	Tmp	120	6.194	13:06:39.21	13:06:48.34	0	9.1s	+91	33°	33°
48	Tmp	129	0.670	13:14:12.69	13:22:33.77	0	8m21s	+5011	60°	37°
49	Tmp	131	0.964	13:14:59.39	13:23:12.81	0	8m13s	+4934	60°	38°
50	Tmp	132	1.781	13:16:50.42	13:24:48.55	0	7m58s	+4781	60°	40°
51	Tmp	138	2.760	13:18:36.81	13:26:25.95	0	7m49s	+4691	60°	42°
52	Tmp	142	4.160	13:21:03.75	13:28:49.97	0	7m46s	+4662	60°	42°

PC	Tp	Trc	DistPC	Ideal	Passagem	Pen	Erro	Pontos	NoPC	AtePC
53	Tmp	147	6.124	13:24:14.29	13:32:00.01	0	7m45s	+4657	60°	42°
54	Tmp	155	0.280	13:39:06.27	13:43:08.78	0	4m02s	+2425	59°	42°
55	Tmp	157	0.713	13:40:22.63	13:44:17.59	0	3m55s	+2350	59°	44°
56	Tmp	159	1.193	13:41:40.78	13:45:19.93	0	3m39s	+2192	59°	44°
57	Tmp	162	2.759	13:46:04.10	13:47:35.64	0	1m31s	[+915]	57°	44°
58	Tmp	168	4.019	13:48:16.79	13:49:30.20	0	1m13s	+734	54°	44°
59	Tmp	175	0.401	13:52:27.69	13:52:27.25	0	0.4s	[-4]	10°	44°
60	Tmp	180	1.618	13:56:13.60	13:55:30.56	0	43.0s	-430	45°	44°
61	Tmp	187	3.172	13:59:33.40	13:59:22.31	0	11.1s	-111	35°	44°
62	Tmp	198	5.213	14:04:11.12	14:03:46.15	0	25.0s	-250	42°	43°

Num	113	Pen	0	PCZ	0	Total PP	50713	Col. Final	43°
-----	-----	-----	---	-----	---	----------	-------	------------	-----





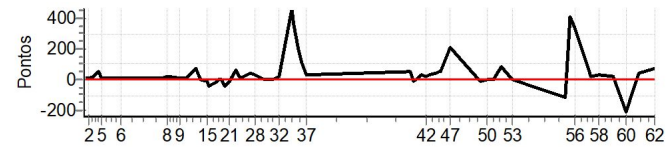
## PETROPOLIS - RJ - Mitsubishi MotorSports 2021

### Performance Individual

PC	Tp	Trc	DistPC	Ideal	Passagem	Pen	Erro	Pontos	NoPC	AtePC
N u m	114	114 / Wellington Pimentel Costa / Adriano Oliveira dos Santos								
		Cat / NL / Largada		TURISMO LIGHT / 114 / 10:54:00						
		Barra Mansa-RJ			PAJERO TR4 FLEX 2.0 4X4 MT 5P					
PC	Tp	Trc	DistPC	Ideal	Passagem	Pen	Erro	Pontos	NoPC	AtePC
1	Tmp	3	0.297	11:24:42.93	11:24:44.00	0	1.1s	+11	11°	11°
2	Tmp	3	0.918	11:26:05.73	11:26:07.01	0	1.3s	+13	16°	15°
3	Tmp	6	1.552	11:27:25.76	11:27:27.74	0	2.0s	+20	8°	11°
4	Tmp	7	1.954	11:28:38.23	11:28:43.11	0	4.9s	+49	17°	9°
5	Tmp	7	2.301	11:29:47.63	11:29:48.60	0	1.0s	[+10]	4°	3°
6	Tmp	12	3.974	11:35:07.43	11:35:09.05	0	1.6s	+16	5°	3°
7	Tmp	20	0.385	11:46:43.03	11:46:44.56	0	1.5s	+15	12°	3°
8	Tmp	23	1.159	11:48:08.18	11:48:09.84	0	1.7s	+17	11°	3°
9	Tmp	27	2.528	11:51:51.25	11:51:52.87	0	1.6s	+16	11°	4°
10	Tmp	30	3.226	11:53:21.74	11:53:22.47	0	0.7s	+7	7°	3°
11	Tmp	34	3.936	11:55:05.02	11:55:10.75	0	5.7s	+57	16°	6°
12	Tmp	35	4.393	11:56:13.22	11:56:20.13	0	6.9s	+69	15°	7°
13	Tmp	35	4.740	11:56:54.86	11:56:56.66	0	1.8s	+18	9°	7°
14	Tmp	37	5.112	11:57:38.48	11:57:38.36	0	0.1s	-1	1°	6°
15	Tmp	38	5.745	11:59:20.97	11:59:19.66	0	1.3s	-13	5°	6°
16	Tmp	38	5.969	11:59:59.37	11:59:55.28	0	4.1s	-41	17°	6°
17	Tmp	39	6.738	12:01:43.08	12:01:40.96	0	2.1s	-21	12°	7°
18	Tmp	40	7.019	12:02:24.08	12:02:24.17	0	0.1s	+1	2°	6°
19	Tmp	41	7.316	12:03:11.98	12:03:12.03	0	0.1s	+1	3°	6°
20	Tmp	45	7.708	12:04:06.68	12:04:02.41	0	4.3s	-43	13°	6°
21	Tmp	47	8.262	12:05:33.97	12:05:33.17	0	0.8s	-8	6°	6°
22	Tmp	50	0.251	12:07:27.18	12:07:33.24	0	6.1s	+61	28°	8°
23	Tmp	53	0.635	12:08:17.59	12:08:19.69	0	2.1s	+21	19°	8°
24	Tmp	54	0.950	12:08:57.86	12:08:58.68	0	0.8s	+8	12°	8°
25	Tmp	56	1.423	12:09:45.60	12:09:47.40	0	1.8s	+18	19°	7°
26	Tmp	58	1.904	12:10:34.36	12:10:37.63	0	3.3s	+33	19°	7°
27	Tmp	60	2.274	12:11:16.68	12:11:20.92	0	4.2s	+42	19°	7°
28	Tmp	62	3.041	12:12:41.79	12:12:45.32	0	3.5s	+35	21°	9°
29	Tmp	64	3.435	12:13:29.65	12:13:31.88	0	2.2s	+22	20°	9°
30	Tmp	68	4.405	12:15:20.44	12:15:20.59	0	0.2s	+2	4°	8°
31	Tmp	73	5.421	12:17:47.41	12:17:47.84	0	0.4s	+4	5°	8°
32	Tmp	77	6.113	12:19:31.55	12:19:33.43	0	1.9s	+19	12°	8°
33	Tmp	83	0.208	12:23:14.39	12:24:00.69	0	46.3s	[+463]	43°	9°
34	Tmp	84	0.575	12:23:47.73	12:24:24.67	0	36.9s	+369	43°	9°
35	Tmp	86	1.060	12:24:47.81	12:25:07.78	0	20.0s	+200	39°	10°
36	Tmp	89	1.767	12:25:55.10	12:26:06.20	0	11.1s	+111	30°	11°
37	Tmp	91	2.431	12:27:09.29	12:27:12.07	0	2.8s	+28	22°	11°
38	Tmp	97	0.504	12:56:34.28	12:56:39.36	0	5.1s	+51	28°	11°
39	Tmp	98	0.944	12:57:13.46	12:57:12.73	0	0.7s	-7	12°	11°
40	Tmp	103	1.729	12:58:36.02	12:58:37.16	0	1.1s	+11	16°	10°
41	Tmp	106	2.281	12:59:43.81	12:59:46.52	0	2.7s	+27	23°	11°
42	Tmp	108	2.928	13:01:02.88	13:01:05.51	0	2.6s	+26	24°	11°
43	Tmp	110	3.450	13:02:00.65	13:02:04.14	0	3.5s	+35	22°	11°
44	Tmp	111	4.246	13:03:31.19	13:03:35.16	0	4.0s	+40	27°	12°
45	Tmp	113	4.745	13:04:29.50	13:04:34.34	0	4.8s	+48	27°	13°
46	Tmp	114	5.077	13:05:07.58	13:05:13.42	0	5.8s	+58	30°	13°
47	Tmp	120	6.194	13:07:39.21	13:08:00.27	0	21.1s	+211	40°	13°
48	Tmp	129	0.670	13:15:12.69	13:15:13.63	0	0.9s	[+9]	8°	12°
49	Tmp	131	0.964	13:15:59.39	13:15:58.61	0	0.8s	-8	7°	12°
50	Tmp	132	1.781	13:17:50.42	13:17:50.28	0	0.1s	-1	1°	12°
51	Tmp	138	2.760	13:19:36.81	13:19:37.14	0	0.3s	+3	7°	11°
52	Tmp	142	4.160	13:22:03.75	13:22:11.89	0	8.1s	+81	33°	11°

PC	Tp	Trc	DistPC	Ideal	Passagem	Pen	Erro	Pontos	NoPC	AtePC
53	Tmp	147	6.124	13:25:14.29	13:25:14.83	0	0.5s	+5	12°	11°
54	Tmp	155	0.280	13:40:06.27	13:39:54.85	0	11.4s	-114	37°	12°
55	Tmp	157	0.713	13:41:22.63	13:42:03.42	0	40.8s	[+408]	49°	13°
56	Tmp	159	1.193	13:42:40.78	13:43:14.07	0	33.3s	+333	47°	16°
57	Tmp	162	2.759	13:47:04.10	13:47:06.27	0	2.2s	+22	24°	16°
58	Tmp	168	4.019	13:49:16.79	13:49:20.23	0	3.4s	+34	23°	16°
59	Tmp	175	0.401	13:53:27.69	13:53:29.89	0	2.2s	+22	28°	15°
60	Tmp	180	1.618	13:57:13.60	13:56:52.65	0	21.0s	-210	38°	16°
61	Tmp	187	3.172	14:00:33.40	14:00:37.24	0	3.8s	+38	22°	17°
62	Tmp	198	5.213	14:05:11.12	14:05:18.69	0	7.6s	+76	31°	17°

Num	114	Pen	0	PCZ	0	Total PP	2871	Col. Final	17°
-----	-----	-----	---	-----	---	----------	------	------------	-----





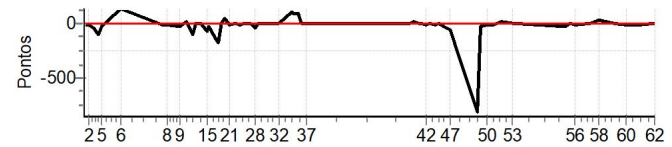
# PETROPOLIS - RJ - Mitsubishi MotorSports 2021

## Performance Individual

PC	Tp	Trc	DistPC	Ideal	Passagem	Pen	Erro	Pontos	NoPC	AtePC
<b>N</b> <b>u</b> <b>m</b>	<b>115</b>	115 / Felipe Gama Lara / Victor Hugo Franco Sales								
		Cat / NL / Largada		TURISMO LIGHT / 115 / 10:55:00						
		Juiz de Fora-MG				PAJERO TR4 FLEX 2.0 4X4 MT 5P				
PC	Tp	Trc	DistPC	Ideal	Passagem	Pen	Erro	Pontos	NoPC	AtePC
1	Tmp	3	0.297	11:25:42.93	11:25:41.91	0	1.0s	[-10]	9°	9°
2	Tmp	3	0.918	11:27:05.73	11:27:04.28	0	1.5s	-15	19°	18°
3	Tmp	6	1.552	11:28:25.76	11:28:22.31	0	3.5s	-35	19°	20°
4	Tmp	7	1.954	11:29:38.23	11:29:29.15	0	9.1s	-91	21°	21°
5	Tmp	7	2.301	11:30:47.63	11:30:45.21	0	2.4s	-24	9°	18°
6	Tmp	12	3.974	11:36:07.43	11:36:21.44	0	14.0s	[+140]	26°	15°
7	Tmp	20	0.385	11:47:43.03	11:47:42.62	0	0.4s	-4	7°	13°
8	Tmp	23	1.159	11:49:08.18	11:49:07.90	0	0.3s	-3	4°	12°
9	Tmp	27	2.528	11:52:51.25	11:52:48.86	0	2.4s	-24	16°	12°
10	Tmp	30	3.226	11:54:21.74	11:54:23.67	0	1.9s	+19	12°	11°
11	Tmp	34	3.936	11:56:05.02	11:55:54.82	0	10.2s	-102	19°	12°
12	Tmp	35	4.393	11:57:13.22	11:57:14.11	0	0.9s	+9	2°	12°
13	Tmp	35	4.740	11:57:54.86	11:57:55.35	0	0.5s	+5	2°	11°
14	Tmp	37	5.112	11:58:38.48	11:58:38.99	0	0.5s	+5	5°	11°
15	Tmp	38	5.745	12:00:20.97	12:00:14.92	0	6.1s	-61	19°	11°
16	Tmp	38	5.969	12:00:59.37	12:00:56.69	0	2.7s	-27	13°	10°
17	Tmp	39	6.738	12:02:43.08	12:02:30.42	0	12.7s	-127	27°	11°
18	Tmp	40	7.019	12:03:24.08	12:03:06.68	0	17.4s	-174	24°	13°
19	Tmp	41	7.316	12:04:11.98	12:04:13.30	0	1.3s	+13	9°	12°
20	Tmp	45	7.708	12:05:06.68	12:05:11.84	0	5.2s	+52	17°	13°
21	Tmp	47	8.262	12:06:33.97	12:06:32.94	0	1.0s	[-10]	8°	12°
22	Tmp	50	0.251	12:08:27.18	12:08:28.58	0	1.4s	+14	13°	12°
23	Tmp	53	0.635	12:09:17.59	12:09:16.80	0	0.8s	-8	8°	12°
24	Tmp	54	0.950	12:09:57.86	12:09:57.51	0	0.4s	-4	8°	12°
25	Tmp	56	1.423	12:10:45.60	12:10:45.95	0	0.4s	+4	4°	12°
26	Tmp	58	1.904	12:11:34.36	12:11:34.90	0	0.5s	+5	6°	12°
27	Tmp	60	2.274	12:12:16.68	12:12:17.27	0	0.6s	+6	2°	12°
28	Tmp	62	3.041	12:13:41.79	12:13:38.70	0	3.1s	-31	20°	12°
29	Tmp	64	3.435	12:14:29.65	12:14:30.24	0	0.6s	+6	7°	11°
30	Tmp	68	4.405	12:16:20.44	12:16:20.42	0	0.0s	0	1°	11°
31	Tmp	73	5.421	12:18:47.41	12:18:47.38	0	0.0s	0	1°	11°
32	Tmp	77	6.113	12:20:31.55	12:20:32.95	0	1.4s	+14	6°	11°
33	Tmp	83	0.208	12:24:14.39	12:24:25.19	0	10.8s	[+108]	27°	13°
34	Tmp	84	0.575	12:24:47.73	12:24:57.36	0	9.6s	+96	32°	13°
35	Tmp	86	1.060	12:25:47.81	12:25:56.83	0	9.0s	+90	32°	13°
36	Tmp	89	1.767	12:26:55.10	12:26:55.42	0	0.3s	+3	2°	13°
37	Tmp	91	2.431	12:28:09.29	12:28:09.69	0	0.4s	+4	2°	12°
38	Tmp	97	0.504	12:57:34.28	12:57:35.50	0	1.2s	+12	9°	12°
39	Tmp	98	0.944	12:58:13.46	12:58:15.17	0	1.7s	+17	20°	12°
40	Tmp	103	1.729	12:59:36.02	12:59:36.06	0	0.0s	0	1°	11°
41	Tmp	106	2.281	13:00:43.81	13:00:43.88	0	0.1s	+1	2°	10°
42	Tmp	108	2.928	13:02:02.88	13:02:02.71	0	0.2s	-2	2°	10°
43	Tmp	110	3.450	13:03:00.65	13:03:00.85	0	0.2s	+2	5°	10°
44	Tmp	111	4.246	13:04:31.19	13:04:29.93	0	1.3s	-13	11°	10°
45	Tmp	113	4.745	13:05:29.50	13:05:30.52	0	1.0s	+10	8°	10°
46	Tmp	114	5.077	13:06:07.58	13:06:07.39	0	0.2s	-2	2°	10°
47	Tmp	120	6.194	13:08:39.21	13:08:33.98	0	5.2s	-52	26°	10°
48	Tmp	129	0.670	13:16:12.69	13:14:52.24	0	1m20s	-805	52°	14°
49	Tmp	131	0.964	13:16:59.39	13:16:57.59	0	1.8s	-18	17°	14°
50	Tmp	132	1.781	13:18:50.42	13:18:49.03	0	1.4s	-14	14°	14°
51	Tmp	138	2.760	13:20:36.81	13:20:36.34	0	0.5s	-5	12°	14°
52	Tmp	142	4.160	13:23:03.75	13:23:05.56	0	1.8s	+18	16°	14°

PC	Tp	Trc	DistPC	Ideal	Passagem	Pen	Erro	Pontos	NoPC	AtePC
53	Tmp	147	6.124	13:26:14.29	13:26:14.71	0	0.4s	+4	6°	14°
54	Tmp	155	0.280	13:41:06.27	13:41:04.66	0	1.6s	-16	15°	13°
55	Tmp	157	0.713	13:42:22.63	13:42:23.28	0	0.7s	+7	10°	12°
56	Tmp	159	1.193	13:43:40.78	13:43:40.42	0	0.4s	-4	8°	12°
57	Tmp	162	2.759	13:48:04.10	13:48:04.92	0	0.8s	+8	8°	12°
58	Tmp	168	4.019	13:50:16.79	13:50:19.77	0	3.0s	+30	20°	12°
59	Tmp	175	0.401	13:54:27.69	13:54:27.99	0	0.3s	+3	9°	12°
60	Tmp	180	1.618	13:58:13.60	13:58:12.32	0	1.3s	-13	12°	12°
61	Tmp	187	3.172	14:01:33.40	14:01:33.15	0	0.3s	-3	2°	12°
62	Tmp	198	5.213	14:06:11.12	14:06:11.11	0	0.0s	0	1°	11°

Num	115	Pen	0	PCZ	4	Total PP	2134	Col. Final	11°
-----	-----	-----	---	-----	---	----------	------	------------	-----







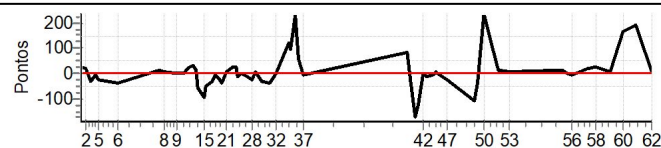
## PETROPOLIS - RJ - Mitsubishi MotorSports 2021

### Performance Individual

PC	Tp	Trc	DistPC	Ideal	Passagem	Pen	Erro	Pontos	NoPC	AtePC
<b>N</b> <b>u</b> <b>m</b>	<b>116</b>	116 / Gabriel Costa Cavaleri / Heleno Gonçalves Scariatelli								
		Cat / NL / Largada TURISMO LIGHT / 116 / 10:56:00								
		Juiz de Fora-MG L200 TRITON 3.2 DIESEL M/T								
PC	Tp	Trc	DistPC	Ideal	Passagem	Pen	Erro	Pontos	NoPC	AtePC
1	Tmp	3	0.297	11:26:42.93	11:26:45.81	0	2.9s	+29	23°	20°
2	Tmp	3	0.918	11:28:05.73	11:28:07.59	0	1.9s	+19	24°	21°
3	Tmp	6	1.552	11:29:25.76	11:29:22.85	0	2.9s	-29	14°	19°
4	Tmp	7	1.954	11:30:38.23	11:30:37.75	0	0.5s	-5	2°	11°
5	Tmp	7	2.301	11:31:47.63	11:31:45.53	0	2.1s	-21	7°	8°
6	Tmp	12	3.974	11:37:07.43	11:37:03.64	0	3.8s	-38	16°	8°
7	Tmp	20	0.385	11:48:43.03	11:48:44.33	0	1.3s	+13	10°	8°
8	Tmp	23	1.159	11:50:08.18	11:50:08.82	0	0.6s	+6	7°	8°
9	Tmp	27	2.528	11:53:51.25	11:53:51.37	0	0.1s	+1	3°	5°
10	Tmp	30	3.226	11:55:21.74	11:55:21.94	0	0.2s	+2	2°	5°
11	Tmp	34	3.936	11:57:05.02	11:57:08.06	0	3.0s	+30	9°	5°
12	Tmp	35	4.393	11:58:13.22	11:58:16.43	0	3.2s	+32	12°	5°
13	Tmp	35	4.740	11:58:54.86	11:58:56.62	0	1.8s	+18	8°	5°
14	Tmp	37	5.112	11:59:38.48	11:59:33.30	0	5.2s	-52	17°	7°
15	Tmp	38	5.745	12:01:20.97	12:01:11.99	0	9.0s	-90	21°	9°
16	Tmp	38	5.969	12:01:59.37	12:01:54.54	0	4.8s	-48	18°	9°
17	Tmp	39	6.738	12:03:43.08	12:03:40.52	0	2.6s	-26	13°	9°
18	Tmp	40	7.019	12:04:24.08	12:04:23.95	0	0.1s	-1	1°	9°
19	Tmp	41	7.316	12:05:11.98	12:05:10.38	0	1.6s	-16	10°	9°
20	Tmp	45	7.708	12:06:06.68	12:06:02.87	0	3.8s	-38	11°	9°
21	Tmp	47	8.262	12:07:33.97	12:07:34.73	0	0.8s	+8	5°	9°
22	Tmp	50	0.251	12:09:27.18	12:09:29.75	0	2.6s	+26	18°	9°
23	Tmp	53	0.635	12:10:17.59	12:10:20.24	0	2.7s	+27	21°	9°
24	Tmp	54	0.950	12:10:57.86	12:10:57.15	0	0.7s	-7	11°	9°
25	Tmp	56	1.423	12:11:45.60	12:11:45.78	0	0.2s	+2	1°	9°
26	Tmp	58	1.904	12:12:34.36	12:12:33.83	0	0.5s	-5	5°	9°
27	Tmp	60	2.274	12:13:16.68	12:13:15.36	0	1.3s	-13	6°	8°
28	Tmp	62	3.041	12:14:41.79	12:14:39.41	0	2.4s	-24	15°	8°
29	Tmp	64	3.435	12:15:29.65	12:15:30.73	0	1.1s	+11	12°	8°
30	Tmp	68	4.405	12:17:20.44	12:17:17.81	0	2.6s	-26	14°	9°
31	Tmp	73	5.421	12:19:47.41	12:19:43.91	0	3.5s	-35	21°	9°
32	Tmp	77	6.113	12:21:31.55	12:21:31.54	0	0.0s	0	1°	9°
33	Tmp	83	0.208	12:25:14.39	12:25:26.62	0	12.2s	+122	28°	8°
34	Tmp	84	0.575	12:25:47.73	12:25:57.36	0	9.6s	+96	31°	8°
35	Tmp	86	1.060	12:26:47.81	12:27:10.59	0	22.8s	[+228]	42°	9°
36	Tmp	89	1.767	12:27:55.10	12:28:01.01	0	5.9s	+59	24°	9°
37	Tmp	91	2.431	12:29:09.29	12:29:08.78	0	0.5s	-5	3°	9°
38	Tmp	97	0.504	12:58:34.28	12:58:42.54	0	8.3s	+83	38°	9°
39	Tmp	98	0.944	12:59:13.46	12:59:11.32	0	2.1s	-21	24°	9°
40	Tmp	103	1.729	13:00:36.02	13:00:19.37	0	16.7s	-167	43°	12°
41	Tmp	106	2.281	13:01:43.81	13:01:32.16	0	11.7s	-117	41°	13°
42	Tmp	108	2.928	13:03:02.88	13:03:02.95	0	0.1s	+1	1°	13°
43	Tmp	110	3.450	13:04:00.65	13:03:59.71	0	0.9s	-9	9°	13°
44	Tmp	111	4.246	13:05:31.19	13:05:30.94	0	0.3s	-3	3°	13°
45	Tmp	113	4.745	13:06:29.50	13:06:30.06	0	0.6s	+6	5°	12°
46	Tmp	114	5.077	13:07:07.58	13:07:08.10	0	0.5s	+5	6°	11°
47	Tmp	120	6.194	13:09:39.21	13:09:36.79	0	2.4s	-24	13°	11°
48	Tmp	129	0.670	13:17:12.69	13:17:02.22	0	10.5s	-105	28°	10°
49	Tmp	131	0.964	13:17:59.39	13:17:56.13	0	3.3s	-33	22°	10°
50	Tmp	132	1.781	13:19:50.42	13:20:13.90	0	23.5s	[+235]	41°	11°
51	Tmp	138	2.760	13:21:36.81	13:21:50.08	0	13.3s	+133	36°	12°
52	Tmp	142	4.160	13:24:03.75	13:24:05.04	0	1.3s	+13	10°	12°

PC	Tp	Trc	DistPC	Ideal	Passagem	Pen	Erro	Pontos	NoPC	AtePC
53	Tmp	147	6.124	13:27:14.29	13:27:15.24	0	1.0s	[+10]	19°	12°
54	Tmp	155	0.280	13:42:06.27	13:42:07.73	0	1.5s	+15	14°	11°
55	Tmp	157	0.713	13:43:22.63	13:43:22.70	0	0.1s	+1	3°	11°
56	Tmp	159	1.193	13:44:40.78	13:44:40.57	0	0.2s	-2	5°	11°
57	Tmp	162	2.759	13:49:04.10	13:49:06.07	0	2.0s	+20	22°	11°
58	Tmp	168	4.019	13:51:16.79	13:51:19.75	0	3.0s	+30	19°	11°
59	Tmp	175	0.401	13:55:27.69	13:55:28.73	0	1.0s	[+10]	15°	11°
60	Tmp	180	1.618	13:59:13.60	13:59:30.17	0	16.6s	+166	35°	11°
61	Tmp	187	3.172	14:02:33.40	14:02:52.20	0	18.8s	+188	40°	11°
62	Tmp	198	5.213	14:07:11.12	14:07:12.30	0	1.2s	+12	10°	12°

Num	116	Pen	0	PCZ	1	Total PP	2134	Col. Final	12°
-----	-----	-----	---	-----	---	----------	------	------------	-----





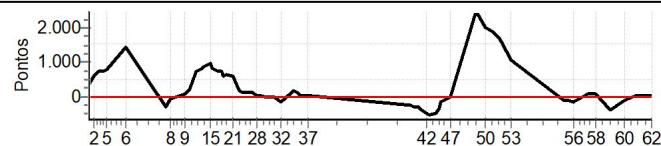
## PETROPOLIS - RJ - Mitsubishi MotorSports 2021

### Performance Individual

PC	Tp	Trc	DistPC	Ideal	Passagem	Pen	Erro	Pontos	NoPC	AtePC
<b>N</b> <b>u</b> <b>m</b>	<b>117</b>	117 / Leonardo de Valmoré Fernandes / Gustavo Siqueira								
		Cat / NL / Largada		TURISMO LIGHT / 117 / 10:57:00						
		Niteroi-RJ			PAJERO HPE 3.8 G 5P 4X4 AT-S					
PC	Tp	Trc	DistPC	Ideal	Passagem	Pen	Erro	Pontos	NoPC	AtePC
1	Tmp	3	0.297	11:27:42.93	11:28:19.44	0	36.5s	+365	50 °	42 °
2	Tmp	3	0.918	11:29:05.73	11:30:04.43	0	58.7s	+587	54 °	51 °
3	Tmp	6	1.552	11:30:25.76	11:31:36.36	0	1m10s	+706	56 °	52 °
4	Tmp	7	1.954	11:31:38.23	11:32:49.07	0	1m10s	+708	55 °	54 °
5	Tmp	7	2.301	11:32:47.63	11:34:04.36	0	1m16s	+767	54 °	55 °
6	Tmp	12	3.974	11:38:07.43	11:40:29.76	0	2m22s	[+1423]	58 °	55 °
7	Tmp	20	0.385	11:49:43.03	11:49:14.63	0	28.4s	-284	38 °	51 °
8	Tmp	23	1.159	11:51:08.18	11:51:02.65	0	5.5s	-55	21 °	46 °
9	Tmp	27	2.528	11:54:51.25	11:54:58.92	0	7.7s	+77	25 °	44 °
10	Tmp	30	3.226	11:56:21.74	11:56:44.27	0	22.5s	+225	34 °	44 °
11	Tmp	34	3.936	11:58:05.02	11:59:17.82	0	1m12s	+728	41 °	43 °
12	Tmp	35	4.393	11:59:13.22	12:00:32.56	0	1m19s	+793	43 °	43 °
13	Tmp	35	4.740	11:59:54.86	12:01:15.78	0	1m20s	+809	43 °	42 °
14	Tmp	37	5.112	12:00:38.48	12:02:04.07	0	1m25s	+856	44 °	41 °
15	Tmp	38	5.745	12:02:20.97	12:03:56.11	0	1m35s	+951	44 °	43 °
16	Tmp	38	5.969	12:02:59.37	12:04:23.86	0	1m24s	+845	42 °	43 °
17	Tmp	39	6.738	12:04:43.08	12:05:57.19	0	1m14s	+741	41 °	43 °
18	Tmp	40	7.019	12:05:24.08	12:06:36.78	0	1m12s	+727	39 °	43 °
19	Tmp	41	7.316	12:06:11.98	12:07:12.72	0	1m00s	+607	37 °	42 °
20	Tmp	45	7.708	12:07:06.68	12:08:08.29	0	1m01s	+616	37 °	42 °
21	Tmp	47	8.262	12:08:33.97	12:09:31.74	0	57.8s	+578	38 °	42 °
22	Tmp	50	0.251	12:10:27.18	12:10:41.74	0	14.6s	+146	32 °	42 °
23	Tmp	53	0.635	12:11:17.59	12:11:30.11	0	12.5s	+125	32 °	41 °
24	Tmp	54	0.950	12:11:57.86	12:12:10.85	0	13.0s	+130	34 °	41 °
25	Tmp	56	1.423	12:12:45.60	12:12:59.05	0	13.5s	+135	33 °	41 °
26	Tmp	58	1.904	12:13:34.36	12:13:45.55	0	11.2s	+112	31 °	41 °
27	Tmp	60	2.274	12:14:16.68	12:14:29.02	0	12.3s	+123	31 °	41 °
28	Tmp	62	3.041	12:15:41.79	12:15:45.86	0	4.1s	+41	23 °	40 °
29	Tmp	64	3.435	12:16:29.65	12:16:30.24	0	0.6s	[+6]	6 °	38 °
30	Tmp	68	4.405	12:18:20.44	12:18:16.77	0	3.7s	-37	23 °	38 °
31	Tmp	73	5.421	12:20:47.41	12:20:44.74	0	2.7s	-27	15 °	38 °
32	Tmp	77	6.113	12:22:31.55	12:22:14.28	0	17.3s	-173	30 °	38 °
33	Tmp	83	0.208	12:26:14.39	12:26:32.68	0	18.3s	+183	33 °	38 °
34	Tmp	84	0.575	12:26:47.73	12:27:00.79	0	13.1s	+131	33 °	37 °
35	Tmp	86	1.060	12:27:47.81	12:27:51.98	0	4.2s	+42	24 °	37 °
36	Tmp	89	1.767	12:28:55.10	12:28:55.23	0	0.1s	[+1]	1 °	37 °
37	Tmp	91	2.431	12:30:09.29	12:30:12.35	0	3.1s	+31	24 °	37 °
38	Tmp	97	0.504	12:59:34.28	12:59:08.13	0	26.2s	-262	45 °	37 °
39	Tmp	98	0.944	13:00:13.46	12:59:43.33	0	30.1s	-301	47 °	37 °
40	Tmp	103	1.729	13:01:36.02	13:01:05.79	0	30.2s	-302	46 °	37 °
41	Tmp	106	2.281	13:02:43.81	13:02:05.56	0	38.3s	-383	49 °	37 °
42	Tmp	108	2.928	13:04:02.88	13:03:14.68	0	48.2s	-482	51 °	37 °
43	Tmp	110	3.450	13:05:00.65	13:04:06.61	0	54.0s	-540	52 °	37 °
44	Tmp	111	4.246	13:06:31.19	13:05:42.62	0	48.6s	-486	50 °	37 °
45	Tmp	113	4.745	13:07:29.50	13:06:54.92	0	34.6s	-346	47 °	37 °
46	Tmp	114	5.077	13:08:07.58	13:07:49.95	0	17.6s	-176	39 °	37 °
47	Tmp	120	6.194	13:10:39.21	13:10:34.83	0	4.4s	-44	23 °	37 °
48	Tmp	129	0.670	13:18:12.69	13:22:19.61	0	4m06s	+2469	58 °	38 °
49	Tmp	131	0.964	13:18:59.39	13:22:49.91	0	3m50s	+2305	58 °	37 °
50	Tmp	132	1.781	13:20:50.42	13:24:11.35	0	3m20s	+2009	58 °	37 °
51	Tmp	138	2.760	13:22:36.81	13:25:48.24	0	3m11s	+1914	57 °	37 °
52	Tmp	142	4.160	13:25:03.75	13:27:51.10	0	2m47s	[+1674]	57 °	37 °

PC	Tp	Trc	DistPC	Ideal	Passagem	Pen	Erro	Pontos	NoPC	AtePC
53	Tmp	147	6.124	13:28:14.29	13:29:58.91	0	1m44s	+1046	54 °	37 °
54	Tmp	155	0.280	13:43:06.27	13:42:56.39	0	9.9s	-99	35 °	37 °
55	Tmp	157	0.713	13:44:22.63	13:44:12.62	0	10.0s	-100	37 °	37 °
56	Tmp	159	1.193	13:45:40.78	13:45:24.98	0	15.8s	-158	42 °	37 °
57	Tmp	162	2.759	13:50:04.10	13:50:10.91	0	6.8s	+68	36 °	37 °
58	Tmp	168	4.019	13:52:16.79	13:52:26.22	0	9.4s	+94	40 °	37 °
59	Tmp	175	0.401	13:56:27.69	13:55:45.47	0	42.2s	-422	50 °	37 °
60	Tmp	180	1.618	14:00:13.60	14:00:02.83	0	10.8s	-108	33 °	37 °
61	Tmp	187	3.172	14:03:33.40	14:03:37.12	0	3.7s	+37	21 °	37 °
62	Tmp	198	5.213	14:08:11.12	14:08:13.85	0	2.7s	+27	21 °	37 °

Num **117** Pen **0** PCZ **0** Total PP **27639** Col. Final **37°**





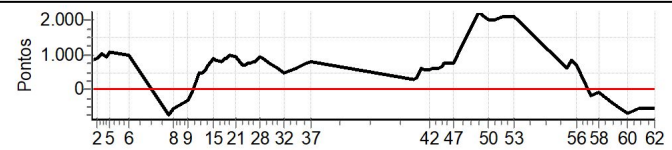
# PETROPOLIS - RJ - Mitsubishi MotorSports 2021

## Performance Individual

PC	Tp	Trc	DistPC	Ideal	Passagem	Pen	Erro	Pontos	NoPC	AtePC
N u m	118	118 / Renato Tabajuihanski / Maria Célia Silva Almeida								
		Cat / NL / Largada		TURISMO LIGHT / 118 / 10:58:00						
		Maricá-rj		PAJERO SPORT HPE 2.4 DI-D 4X4 A						
PC	Tp	Trc	DistPC	Ideal	Passagem	Pen	Erro	Pontos	NoPC	AtePC
1	Tmp	3	0.297	11:28:42.93	11:30:08.21	0	1m25s	+853	56 °	47 °
2	Tmp	3	0.918	11:30:05.73	11:31:34.06	0	1m28s	+883	57 °	55 °
3	Tmp	6	1.552	11:31:25.76	11:33:11.01	0	1m45s	[+1053]	58 °	57 °
4	Tmp	7	1.954	11:32:38.23	11:34:12.67	0	1m34s	+944	57 °	57 °
5	Tmp	7	2.301	11:33:47.63	11:35:36.80	0	1m49s	[+1092]	58 °	57 °
6	Tmp	12	3.974	11:39:07.43	11:40:44.87	0	1m37s	+974	54 °	57 °
7	Tmp	20	0.385	11:50:43.03	11:49:28.85	0	1m14s	-742	45 °	56 °
8	Tmp	23	1.159	11:52:08.18	11:51:11.54	0	56.6s	-566	42 °	54 °
9	Tmp	27	2.528	11:55:51.25	11:55:16.84	0	34.4s	-344	39 °	53 °
10	Tmp	30	3.226	11:57:21.74	11:57:17.91	0	3.8s	-38	18 °	51 °
11	Tmp	34	3.936	11:59:05.02	11:59:51.72	0	46.7s	+467	34 °	48 °
12	Tmp	35	4.393	12:00:13.22	12:01:02.56	0	49.3s	+493	37 °	47 °
13	Tmp	35	4.740	12:00:54.86	12:01:53.79	0	58.9s	+589	38 °	47 °
14	Tmp	37	5.112	12:01:38.48	12:02:44.89	0	1m06s	+664	38 °	47 °
15	Tmp	38	5.745	12:03:20.97	12:04:50.47	0	1m29s	+895	43 °	47 °
16	Tmp	38	5.969	12:03:59.37	12:05:24.01	0	1m24s	+846	43 °	46 °
17	Tmp	39	6.738	12:05:43.08	12:07:02.51	0	1m19s	+794	42 °	45 °
18	Tmp	40	7.019	12:06:24.08	12:07:54.06	0	1m30s	+900	43 °	45 °
19	Tmp	41	7.316	12:07:11.98	12:08:39.68	0	1m27s	+877	43 °	45 °
20	Tmp	45	7.708	12:08:06.68	12:09:44.70	0	1m38s	+980	45 °	45 °
21	Tmp	47	8.262	12:09:33.97	12:11:06.87	0	1m32s	+929	46 °	45 °
22	Tmp	50	0.251	12:11:27.18	12:12:39.52	0	1m12s	+723	42 °	46 °
23	Tmp	53	0.635	12:12:17.59	12:13:29.54	0	1m12s	+720	43 °	46 °
24	Tmp	54	0.950	12:12:57.86	12:14:12.08	0	1m14s	+742	45 °	45 °
25	Tmp	56	1.423	12:13:45.60	12:15:01.42	0	1m15s	+758	45 °	45 °
26	Tmp	58	1.904	12:14:34.36	12:15:56.50	0	1m22s	+821	46 °	45 °
27	Tmp	60	2.274	12:15:16.68	12:16:38.82	0	1m22s	+821	46 °	45 °
28	Tmp	62	3.041	12:16:41.79	12:18:15.49	0	1m33s	+937	46 °	45 °
29	Tmp	64	3.435	12:17:29.65	12:18:58.50	0	1m28s	+889	45 °	45 °
30	Tmp	68	4.405	12:19:20.44	12:20:35.12	0	1m14s	+747	45 °	45 °
31	Tmp	73	5.421	12:21:47.41	12:22:46.95	0	59.5s	+595	43 °	45 °
32	Tmp	77	6.113	12:23:31.55	12:24:20.39	0	48.8s	+488	42 °	45 °
33	Tmp	83	0.208	12:27:14.39	12:28:17.82	0	1m03s	+634	45 °	45 °
34	Tmp	84	0.575	12:27:47.73	12:28:53.27	0	1m05s	+655	45 °	43 °
35	Tmp	86	1.060	12:28:47.81	12:29:56.54	0	1m08s	+687	47 °	43 °
36	Tmp	89	1.767	12:29:55.10	12:31:11.04	0	1m15s	+759	47 °	43 °
37	Tmp	91	2.431	12:31:09.29	12:32:29.72	0	1m20s	+804	48 °	43 °
38	Tmp	97	0.504	13:00:34.28	13:01:01.07	0	26.8s	+268	46 °	43 °
39	Tmp	98	0.944	13:01:13.46	13:01:48.76	0	35.3s	+353	50 °	43 °
40	Tmp	103	1.729	13:02:36.02	13:03:36.32	0	1m00s	+603	54 °	43 °
41	Tmp	106	2.281	13:03:43.81	13:04:38.79	0	55.0s	+550	52 °	43 °
42	Tmp	108	2.928	13:05:02.88	13:05:57.80	0	54.9s	+549	53 °	43 °
43	Tmp	110	3.450	13:06:00.65	13:07:02.79	0	1m02s	+621	54 °	43 °
44	Tmp	111	4.246	13:07:31.19	13:08:34.82	0	1m03s	+636	54 °	43 °
45	Tmp	113	4.745	13:08:29.50	13:09:36.31	0	1m06s	+668	54 °	44 °
46	Tmp	114	5.077	13:09:07.58	13:10:22.97	0	1m15s	+754	56 °	44 °
47	Tmp	120	6.194	13:11:39.21	13:12:53.23	0	1m14s	+740	56 °	44 °
48	Tmp	129	0.670	13:19:12.69	13:22:57.65	0	3m45s	+2250	57 °	44 °
49	Tmp	131	0.964	13:19:59.39	13:23:35.75	0	3m36s	+2164	57 °	44 °
50	Tmp	132	1.781	13:21:50.42	13:25:10.90	0	3m20s	+2005	57 °	44 °
51	Tmp	138	2.760	13:23:36.81	13:26:58.21	0	3m21s	+2014	58 °	43 °
52	Tmp	142	4.160	13:26:03.75	13:29:34.87	0	3m31s	+2111	58 °	43 °

PC	Tp	Trc	DistPC	Ideal	Passagem	Pen	Erro	Pontos	NoPC	AtePC
53	Tmp	147	6.124	13:29:14.29	13:32:46.63	0	3m32s	+2123	58 °	43 °
54	Tmp	155	0.280	13:44:06.27	13:45:05.62	0	59.4s	+594	54 °	43 °
55	Tmp	157	0.713	13:45:22.63	13:46:47.97	0	1m25s	+853	55 °	41 °
56	Tmp	159	1.193	13:46:40.78	13:47:52.58	0	1m11s	+718	53 °	42 °
57	Tmp	162	2.759	13:51:04.10	13:50:46.27	0	17.8s	-178	44 °	41 °
58	Tmp	168	4.019	13:53:16.79	13:53:06.38	0	10.4s	-104	41 °	41 °
59	Tmp	175	0.401	13:57:27.69	13:56:47.02	0	40.7s	-407	49 °	42 °
60	Tmp	180	1.618	14:01:13.60	14:00:05.62	0	1m08s	-680	55 °	42 °
61	Tmp	187	3.172	14:04:33.40	14:03:39.57	0	53.8s	-538	51 °	41 °
62	Tmp	198	5.213	14:09:11.12	14:08:17.70	0	53.4s	-534	50 °	41 °

Num	118	Pen	0	PCZ	0	Total PP	48573	Col. Final	41°
-----	-----	-----	---	-----	---	----------	-------	------------	-----





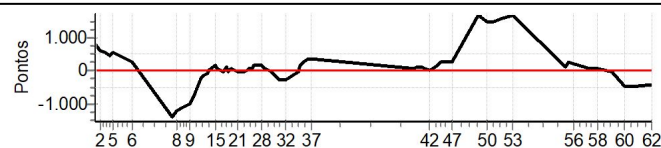
## PETROPOLIS - RJ - Mitsubishi MotorSports 2021

### Performance Individual

PC	Tp	Trc	DistPC	Ideal	Passagem	Pen	Erro	Pontos	NoPC	AtePC
<b>N</b> <b>u</b> <b>m</b>	<b>119</b>	119 / Wellington da Costa Junior / Vitor Pinheiro								
		Cat / NL / Largada		TURISMO LIGHT / 119 / 10:59:00						
		Rio de Janeiro-RJ								
PC	Tp	Trc	DistPC	Ideal	Passagem	Pen	Erro	Pontos	NoPC	AtePC
1	Tmp	3	0.297	11:29:42.93	11:30:59.37	0	1m16s	<b>+764</b>	55 °	46 °
2	Tmp	3	0.918	11:31:05.73	11:32:04.80	0	59.1s	<b>+591</b>	55 °	53 °
3	Tmp	6	1.552	11:32:25.76	11:33:19.69	0	53.9s	<b>+539</b>	52 °	54 °
4	Tmp	7	1.954	11:33:38.23	11:34:21.80	0	43.6s	<b>+436</b>	49 °	53 °
5	Tmp	7	2.301	11:34:47.63	11:35:40.04	0	52.4s	<b>+524</b>	49 °	53 °
6	Tmp	12	3.974	11:40:07.43	11:40:33.35	0	25.9s	<b>+259</b>	34 °	52 °
7	Tmp	20	0.385	11:51:43.03	11:49:25.54	0	2m17s	<b>-1375</b>	54 °	52 °
8	Tmp	23	1.159	11:53:08.18	11:51:08.54	0	1m59s	<b>-1196</b>	51 °	53 °
9	Tmp	27	2.528	11:56:51.25	11:55:14.00	0	1m37s	<b>-973</b>	50 °	52 °
10	Tmp	30	3.226	11:58:21.74	11:57:13.12	0	1m08s	<b>-686</b>	48 °	53 °
11	Tmp	34	3.936	12:00:05.02	11:59:44.98	0	20.0s	<b>-200</b>	26 °	47 °
12	Tmp	35	4.393	12:01:13.22	12:01:00.40	0	12.8s	<b>-128</b>	24 °	46 °
13	Tmp	35	4.740	12:01:54.86	12:01:48.32	0	6.5s	<b>-65</b>	20 °	45 °
14	Tmp	37	5.112	12:02:38.48	12:02:38.12	0	0.4s	<b>-4</b>	4 °	42 °
15	Tmp	38	5.745	12:04:20.97	12:04:36.98	0	16.0s	<b>+160</b>	26 °	41 °
16	Tmp	38	5.969	12:04:59.37	12:05:08.27	0	8.9s	<b>+89</b>	23 °	40 °
17	Tmp	39	6.738	12:06:43.08	12:06:42.27	0	0.8s	<b>[-8]</b>	5 °	39 °
18	Tmp	40	7.019	12:07:24.08	12:07:33.45	0	9.4s	<b>+94</b>	19 °	38 °
19	Tmp	41	7.316	12:08:11.98	12:08:09.62	0	2.4s	<b>-24</b>	14 °	37 °
20	Tmp	45	7.708	12:09:06.68	12:09:11.60	0	4.9s	<b>+49</b>	16 °	37 °
21	Tmp	47	8.262	12:10:33.97	12:10:29.73	0	4.2s	<b>-42</b>	18 °	37 °
22	Tmp	50	0.251	12:12:27.18	12:12:26.49	0	0.7s	<b>[-7]</b>	5 °	35 °
23	Tmp	53	0.635	12:13:17.59	12:13:17.79	0	0.2s	<b>+2</b>	3 °	34 °
24	Tmp	54	0.950	12:13:57.86	12:14:04.55	0	6.7s	<b>+67</b>	29 °	35 °
25	Tmp	56	1.423	12:14:45.60	12:14:52.44	0	6.8s	<b>+68</b>	27 °	34 °
26	Tmp	58	1.904	12:15:34.36	12:15:48.95	0	14.6s	<b>+146</b>	34 °	34 °
27	Tmp	60	2.274	12:16:16.68	12:16:30.82	0	14.1s	<b>+141</b>	33 °	34 °
28	Tmp	62	3.041	12:17:41.79	12:17:56.12	0	14.3s	<b>+143</b>	35 °	34 °
29	Tmp	64	3.435	12:18:29.65	12:18:34.48	0	4.8s	<b>+48</b>	27 °	34 °
30	Tmp	68	4.405	12:20:20.44	12:20:15.69	0	4.8s	<b>-48</b>	25 °	34 °
31	Tmp	73	5.421	12:22:47.41	12:22:22.56	0	24.9s	<b>-249</b>	37 °	34 °
32	Tmp	77	6.113	12:24:31.55	12:24:03.28	0	28.3s	<b>-283</b>	35 °	34 °
33	Tmp	83	0.208	12:28:14.39	12:28:13.29	0	1.1s	<b>-11</b>	7 °	33 °
34	Tmp	84	0.575	12:28:47.73	12:29:02.25	0	14.5s	<b>+145</b>	35 °	33 °
35	Tmp	86	1.060	12:29:47.81	12:30:12.19	0	24.4s	<b>+244</b>	43 °	32 °
36	Tmp	89	1.767	12:30:55.10	12:31:31.32	0	36.2s	<b>+362</b>	42 °	32 °
37	Tmp	91	2.431	12:32:09.29	12:32:45.89	0	36.6s	<b>+366</b>	42 °	32 °
38	Tmp	97	0.504	13:01:34.28	13:01:42.41	0	8.1s	<b>+81</b>	37 °	32 °
39	Tmp	98	0.944	13:02:13.46	13:02:23.79	0	10.3s	<b>+103</b>	39 °	32 °
40	Tmp	103	1.729	13:03:36.02	13:03:49.34	0	13.3s	<b>+133</b>	41 °	32 °
41	Tmp	106	2.281	13:04:43.81	13:04:49.85	0	6.0s	<b>+60</b>	31 °	32 °
42	Tmp	108	2.928	13:06:02.88	13:06:05.24	0	2.4s	<b>+24</b>	22 °	32 °
43	Tmp	110	3.450	13:07:00.65	13:07:09.14	0	8.5s	<b>+85</b>	40 °	32 °
44	Tmp	111	4.246	13:08:31.19	13:08:45.19	0	14.0s	<b>+140</b>	39 °	31 °
45	Tmp	113	4.745	13:09:29.50	13:09:53.66	0	24.2s	<b>+242</b>	44 °	32 °
46	Tmp	114	5.077	13:10:07.58	13:10:32.24	0	24.7s	<b>+247</b>	43 °	32 °
47	Tmp	120	6.194	13:12:39.21	13:13:05.07	0	25.9s	<b>+259</b>	44 °	32 °
48	Tmp	129	0.670	13:20:12.69	13:23:02.81	0	2m50s	<b>+1701</b>	56 °	32 °
49	Tmp	131	0.964	13:20:59.39	13:23:40.34	0	2m41s	<b>+1610</b>	56 °	32 °
50	Tmp	132	1.781	13:22:50.42	13:25:15.00	0	2m24s	<b>+1446</b>	55 °	32 °
51	Tmp	138	2.760	13:24:36.81	13:27:05.03	0	2m28s	<b>+1482</b>	55 °	32 °
52	Tmp	142	4.160	13:27:03.75	13:29:39.87	0	2m36s	<b>+1561</b>	56 °	33 °

PC	Tp	Trc	DistPC	Ideal	Passagem	Pen	Erro	Pontos	NoPC	AtePC
53	Tmp	147	6.124	13:30:14.29	13:32:58.63	0	2m44s	<b>+1643</b>	57 °	34 °
54	Tmp	155	0.280	13:45:06.27	13:45:17.78	0	11.5s	<b>+115</b>	38 °	34 °
55	Tmp	157	0.713	13:46:22.63	13:46:50.49	0	27.9s	<b>+279</b>	46 °	34 °
56	Tmp	159	1.193	13:47:40.78	13:48:02.70	0	21.9s	<b>+219</b>	44 °	34 °
57	Tmp	162	2.759	13:52:04.10	13:52:10.00	0	5.9s	<b>+59</b>	35 °	34 °
58	Tmp	168	4.019	13:54:16.79	13:54:24.20	0	7.4s	<b>+74</b>	37 °	34 °
59	Tmp	175	0.401	13:58:27.69	13:58:25.56	0	2.1s	<b>-21</b>	27 °	34 °
60	Tmp	180	1.618	14:02:13.60	14:01:28.94	0	44.7s	<b>-447</b>	48 °	34 °
61	Tmp	187	3.172	14:05:33.40	14:04:49.62	0	43.8s	<b>-438</b>	48 °	34 °
62	Tmp	198	5.213	14:10:11.12	14:09:31.47	0	39.7s	<b>-397</b>	46 °	34 °

Num **119** Pen **0** PCZ **0** Total PP **20043** Col. Final **34°**



**Lourival Roldan**  
Diretor de Prova

**Marcos Aurélio Perdigão**  
Comissário Desportivo CBA

