

Performance Individual

Table with columns: PC, Tp, Trc, DistPC, Ideal, Passagem, Pen, Erro, Pontos, NoPC, AtePC. Includes summary rows for '151' and 'NC'.

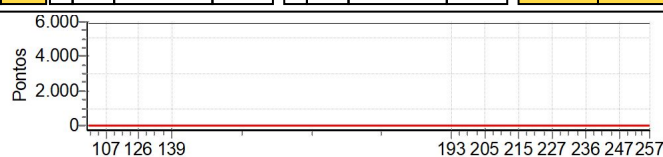
Table with columns: PC, Tp, Trc, DistPC, Ideal, Passagem, Pen, Erro, Pontos, NoPC, AtePC. Contains individual performance data for participants 204-257.

Summary row for Etapa A: Num 151, Pen 0, PCZ 0, Total PP 252000, PG 0.

Summary row for Etapa B: Num 151, Pen 0, PCZ 0, Total PP 408000, PG 0.

Table with columns: PC, Tp, Trc, DistPC, Ideal, Passagem, Pen, Erro, Pontos, NoPC, AtePC. Contains individual performance data for participants 187-203.

Summary row for Tot PP: 660000, Col. NC.



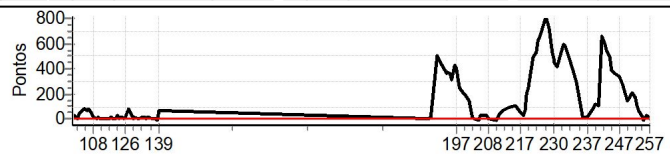
Performance Individual

Table with columns: PC, Tp, Trc, DistPC, Ideal, Passagem, Pen, Erro, Pontos, NoPC, AtePC. Includes summary rows for 'N u m' (153), 'Cat / NL / Largada' (Turismo / 3 / 09:50:00), and 'PAJERO'. Lists performance for drivers 97-139 and 187-203.

Table with columns: PC, Tp, Trc, DistPC, Ideal, Passagem, Pen, Erro, Pontos, NoPC, AtePC. Lists performance for drivers 204-257.

Summary row for Etapa B: Num 153, Pen 0, PCZ 1, Total PP 16855, PG 10.

Summary row for Tot PP: A PP 759, B PP 16855, Tot PP 17614, Col. 4º.



Performance Individual

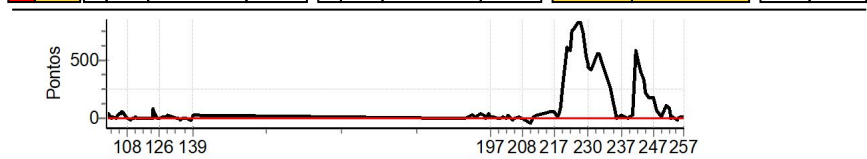
Table with 11 columns: PC, Tp, Trc, DistPC, Ideal, Passagem, Pen, Erro, Pontos, NoPC, AtePC. It lists performance data for various participants, including names like Carlos Alberto Volpato and PAJERO.

Summary row for Etapa A: Num 154, Pen 0, PCZ 3, Total PP 628, PG 13.

Table with 11 columns: PC, Tp, Trc, DistPC, Ideal, Passagem, Pen, Erro, Pontos, NoPC, AtePC. Continuation of performance data for participants 187-203.

Summary row for Etapa B: Num 154, Pen 0, PCZ 1, Total PP 10916, PG 11.

Summary row for Tot PP: A PP 628, B PP 10916, Tot PP 11544, Col. 2º.







Performance Individual

Table with columns: PC, Tp, Trc, DistPC, Ideal, Passagem, Pen, Erro, Pontos, NoPC, AtePC. Rows include participant data for stage A, starting with PC 97 and ending with PC 139.

Summary row for Etapa A: Num 157, Pen 0, PCZ 0, Total PP 252000, PG 0.

Table with columns: PC, Tp, Trc, DistPC, Ideal, Passagem, Pen, Erro, Pontos, NoPC, AtePC. Rows include participant data for stage A, starting with PC 187 and ending with PC 203.

Table with columns: PC, Tp, Trc, DistPC, Ideal, Passagem, Pen, Erro, Pontos, NoPC, AtePC. Rows include participant data for stage B, starting with PC 204 and ending with PC 257.

Summary row for Etapa B: Num 157, Pen 0, PCZ 0, Total PP 408000, PG 0.

Summary row for Tot PP: n° 4, A PP 252000, NC, B PP 408000, NC, Tot PP 660000, Col. NC.













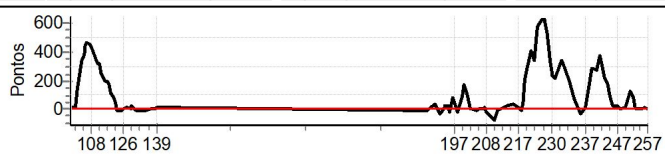
TRANSCATARINA 2023 DIA 2

Performance Individual

Table with columns: PC, Tp, Trc, DistPC, Ideal, Passagem, Pen, Erro, Pontos, NoPC, AtePC. Includes summary for Etapa A (Total PP 5571, PG 8) and individual performance rows for participants 187-203.

Table with columns: PC, Tp, Trc, DistPC, Ideal, Passagem, Pen, Erro, Pontos, NoPC, AtePC. Includes summary for Etapa B (Total PP 7990, PG 15) and individual performance rows for participants 204-257.

Summary table for Etapa B: n° 8, A PP 5571, 6°, B PP 7990, 1°, Tot PP 13561, Col. 3°.











Performance Individual

Table with columns: PC, Tp, Trc, DistPC, Ideal, Passagem, Pen, Erro, Pontos, NoPC, AtePC. Rows include participant details for Num 204 and a list of 19 laps with performance metrics.

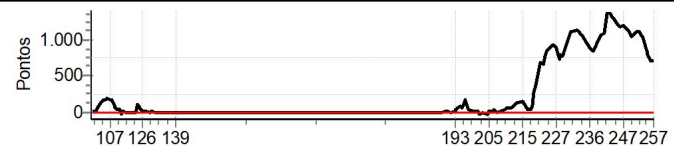
Table with columns: PC, Tp, Trc, DistPC, Ideal, Passagem, Pen, Erro, Pontos, NoPC, AtePC. Rows include participant details for Num 204 and a list of 27 laps with performance metrics.

Summary row for Etapa A: Num 204, Pen 0, PCZ 0, Total PP 2041, PG 6.

Table with columns: PC, Tp, Trc, DistPC, Ideal, Passagem, Pen, Erro, Pontos, NoPC, AtePC. Rows include participant details for Num 204 and a list of 16 laps with performance metrics.

Summary row for Etapa B: Num 204, Pen 0, PCZ 1, Total PP 35932, PG 10.

Summary row for Tot PP: A PP 2041, 8º, B PP 35932, 4º, Tot PP 37973, Col. 4º.





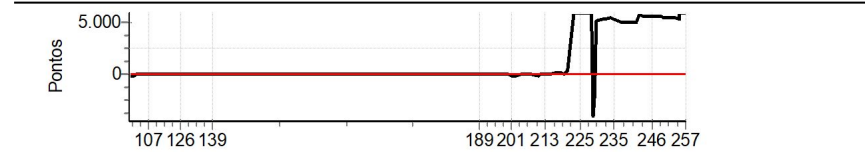


Performance Individual

Main performance table with columns: PC, Tp, Trc, DistPC, Ideal, Passagem, Pen, Erro, Pontos, NoPC, AtePC. Includes summary for Num 205 and various rows of performance data.

Continuation of the performance table with columns: PC, Tp, Trc, DistPC, Ideal, Passagem, Pen, Erro, Pontos, NoPC, AtePC. Includes summary for Etapa B and various rows of performance data.

Summary table with columns: n, A, PP, B, PP, Tot PP, Col. Values: 6, A, PP, 456, 2º, B, PP, 192879, 11º, Tot PP, 193335, Col., 11º.



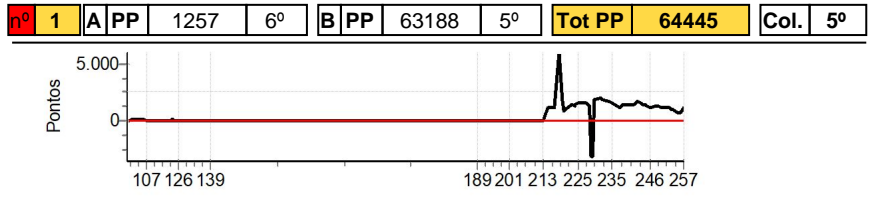


## TRANSCATARINA 2023 DIA 2



### Performance Individual

PC	Tp	Trc	DistPC	Ideal	Passagem	Pen	Erro	Pontos	NoPC	AtePC	
N u m	207	207 / Rafael Silveira Colonetti / Andre Vanor Pacheco									
	5º	Cat / NL / Largada			Turismo Iniciante / 1 / 10:09:00						
		Içara		TROLLER CONNECT							
PC	Tp	Trc	DistPC	Ideal	Passagem	Pen	Erro	Pontos	NoPC	AtePC	
97	Tmp	162	368	13:55:03.30	13:55:02.96	0	0.3s	-3	3º	3º	
98	Tmp	163	506	13:55:25.59	13:55:27.62	0	2.0s	+20	4º	3º	
99	Tmp	165	752	13:55:58.83	13:56:06.74	0	7.9s	+79	10º	5º	
100	Tmp	166	929	13:56:26.90	13:56:41.08	0	14.2s	+142	9º	10º	
101	Tmp	167	1142	13:56:55.41	13:57:13.16	0	17.8s	[+178]	9º	9º	
102	Tmp	170	1410	13:57:23.92	13:57:39.55	0	15.6s	+156	8º	9º	
103	Tmp	171	1521	13:57:35.38	13:57:51.02	0	15.6s	+156	8º	9º	
104	Tmp	172	1674	13:57:51.19	13:58:06.26	0	15.1s	+151	8º	9º	
105	Tmp	173	1855	13:58:09.11	13:58:22.05	0	12.9s	+129	8º	9º	
106	Tmp	175	2024	13:58:27.54	13:58:37.78	0	10.2s	+102	7º	8º	
107	Tmp	177	2346	13:59:00.76	13:59:06.07	0	5.3s	+53	6º	8º	
108	Tmp	178	2528	13:59:22.77	13:59:22.76	0	0.0s	0	2º	8º	
109	Tmp	180	2831	14:00:01.29	14:00:00.47	0	0.8s	-8	4º	8º	
110	Tmp	181	2950	14:00:15.52	14:00:15.66	0	0.1s	+1	3º	8º	
111	Tmp	183	3077	14:00:30.60	14:00:30.51	0	0.1s	-1	4º	8º	
112	Tmp	186	3316	14:00:59.94	14:01:00.28	0	0.3s	+3	1º	8º	
113	Tmp	187	3510	14:01:25.24	14:01:24.35	0	0.9s	-9	7º	8º	
114	Tmp	191	3796	14:01:57.00	14:01:56.73	0	0.3s	-3	5º	8º	
115	Tmp	192	3963	14:02:18.10	14:02:18.24	0	0.1s	+1	2º	8º	
116	Tmp	193	4097	14:02:38.70	14:02:38.69	0	0.0s	0	1º	8º	
117	Tmp	194	4276	14:02:59.85	14:03:00.09	0	0.2s	+2	4º	8º	
118	Tmp	196	4468	14:03:21.66	14:03:21.65	0	0.0s	0	1º	8º	
119	Tmp	197	4681	14:03:45.68	14:03:45.00	0	0.7s	-7	6º	8º	
120	Tmp	197	4854	14:04:06.44	14:04:06.47	0	0.0s	0	1º	8º	
121	Tmp	199	5057	14:04:29.90	14:04:29.89	0	0.0s	0	1º	8º	
122	Tmp	199	5157	14:04:43.24	14:04:51.01	0	7.8s	+78	8º	8º	
123	Tmp	200	5256	14:04:54.95	14:04:59.08	0	4.1s	+41	8º	8º	
124	Tmp	201	5367	14:05:07.84	14:05:09.26	0	1.4s	+14	7º	8º	
125	Tmp	202	5605	14:05:37.78	14:05:36.81	0	1.0s	-10	6º	8º	
126	Tmp	203	5726	14:05:54.21	14:05:54.24	0	0.0s	0	2º	8º	
127	Tmp	205	6043	14:06:33.12	14:06:33.89	0	0.8s	+8	2º	8º	
128	Tmp	207	6447	14:07:22.03	14:07:22.43	0	0.4s	+4	4º	7º	
129	Tmp	209	6595	14:07:41.41	14:07:42.48	0	1.1s	+11	2º	6º	
131	Tmp	213	6988	14:08:35.44	14:08:35.59	0	0.2s	+2	3º	6º	
132	Tmp	216	7428	14:09:26.43	14:09:25.89	0	0.5s	-5	5º	6º	
133	Tmp	217	7608	14:09:47.78	14:09:47.65	0	0.1s	-1	5º	6º	
134	Tmp	218	7770	14:10:06.74	14:10:04.52	0	2.2s	[-22]	9º	6º	
135	Tmp	219	7922	14:10:27.86	14:10:26.40	0	1.5s	-15	8º	6º	
136	Tmp	221	8227	14:11:25.24	14:11:25.20	0	0.0s	0	1º	6º	
137	Tmp	223	8472	14:12:05.54	14:12:04.58	0	1.0s	-10	8º	6º	
138	Tmp	224	8632	14:12:32.97	14:12:29.73	0	3.2s	-32	8º	6º	
139	Tmp	225	8744	14:12:49.45	14:12:47.16	0	2.3s	[-23]	7º	6º	
<b>Etapa A</b>	<b>Num 207</b>	<b>Pen 0</b>	<b>PCZ 7</b>	<b>Total PP 1257</b>	<b>PG 8</b>						
187	Tmp	318	335	15:08:16.25	15:08:16.66	0	0.4s	+4	9º	9º	
188	Tmp	319	570	15:08:40.52	15:08:40.52	0	0.0s	0	1º	3º	
189	Tmp	323	1092	15:09:46.61	15:09:47.75	0	1.1s	+11	4º	7º	
190	Tmp	323	1269	15:10:05.92	15:10:05.34	0	0.6s	-6	4º	4º	
191	Tmp	326	1707	15:10:54.95	15:10:55.07	0	0.1s	+1	1º	2º	
192	Tmp	329	2139	15:11:48.78	15:11:49.34	0	0.6s	+6	3º	2º	
193	Tmp	329	2225	15:11:59.10	15:12:00.31	0	1.2s	+12	2º	2º	
194	Tmp	330	2547	15:12:40.16	15:12:41.47	0	1.3s	+13	6º	1º	
195	Tmp	330	2709	15:13:01.76	15:13:01.54	0	0.2s	-2	2º	1º	
196	Tmp	331	2952	15:13:39.84	15:13:42.50	0	2.7s	[+27]	2º	1º	
197	Tmp	332	3072	15:13:56.24	15:13:55.85	0	0.4s	-4	1º	1º	
198	Tmp	334	3268	15:14:36.20	15:14:37.71	0	1.5s	[+15]	4º	1º	
199	Tmp	336	3680	15:15:23.87	15:15:24.01	0	0.1s	+1	2º	1º	
200	Tmp	337	3905	15:15:51.77	15:15:51.80	0	0.0s	0	1º	1º	
201	Tmp	337	4157	15:16:25.37	15:16:26.05	0	0.7s	+7	5º	1º	
202	Tmp	337	4405	15:16:58.44	15:16:57.17	0	1.3s	-13	6º	1º	
203	Tmp	338	4682	15:17:36.93	15:17:36.47	0	0.5s	-5	5º	1º	
<b>Etapa B</b>	<b>Num 207</b>	<b>Pen 0</b>	<b>PCZ 2</b>	<b>Total PP 63188</b>	<b>PG 9</b>						
<b>nº 1</b>	<b>A PP</b>	<b>1257</b>	<b>6º</b>	<b>B PP</b>	<b>63188</b>	<b>5º</b>	<b>Tot PP</b>	<b>64445</b>	<b>Col.</b>	<b>5º</b>	



Performance Individual

Table with columns: PC, Tp, Trc, DistPC, Ideal, Passagem, Pen, Erro, Pontos, NoPC, AtePC. Includes summary row for Num 208 and detailed performance data for participants 97-139.

Table with columns: PC, Tp, Trc, DistPC, Ideal, Passagem, Pen, Erro, Pontos, NoPC, AtePC. Includes summary row for Etapa B and detailed performance data for participants 204-257.

Summary row for Etapa B: Num 208, Pen 0, PCZ 2, Total PP 28831, PG 11.

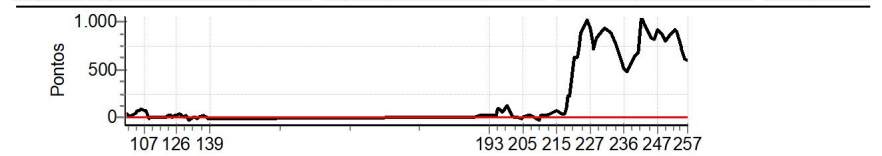


Table with columns: Etapa A, Num, Pen, PCZ, Total PP, PG. Includes detailed performance data for participants 187-203.

TRANSCATARINA 2023 DIA 2



Performance Individual

Table with columns: PC, Tp, Trc, DistPC, Ideal, Passagem, Pen, Erro, Pontos, NoPC, AtePC. Row 209: 209 / Odair Balestrin / Lindones Antonio Tres. Row 209m: 2º. Barao de Cotegipe, Troller.

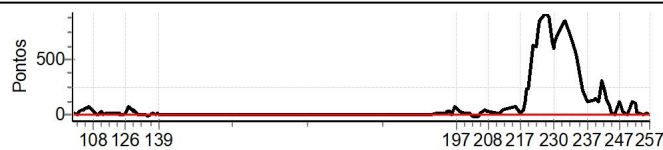
Table with columns: PC, Tp, Trc, DistPC, Ideal, Passagem, Pen, Erro, Pontos, NoPC, AtePC. Rows 204-257. Row 209m: 2º.

Summary row: Etapa A, Num 209, Pen 0, PCZ 3, Total PP 591, PG 10.

Summary row: Etapa B, Num 209, Pen 0, PCZ 0, Total PP 12220, PG 13.

Table with columns: PC, Tp, Trc, DistPC, Ideal, Passagem, Pen, Erro, Pontos, NoPC, AtePC. Rows 187-203.

Summary row: n° 8, A PP 591, 4º, B PP 12220, 2º, Tot PP 12811, Col. 2º.





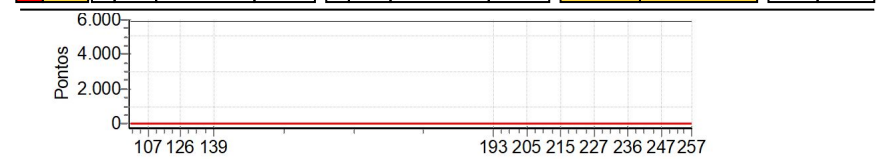


Performance Individual

Main performance table with columns: PC, Tp, Trc, DistPC, Ideal, Passagem, Pen, Erro, Pontos, NoPC, AtePC. Includes summary rows for Etapa A and overall totals.

Continuation of performance table with columns: PC, Tp, Trc, DistPC, Ideal, Passagem, Pen, Erro, Pontos, NoPC, AtePC. Includes summary rows for Etapa B and overall totals.

Summary table with columns: n, A, PP, B, PP, Tot PP, Col. NC. Values: n: 6, A: 252000, B: 408000, Tot PP: 660000, Col. NC.







Performance Individual

Table with columns: PC, Tp, Trc, DistPC, Ideal, Passagem, Pen, Erro, Pontos, NoPC, AtePC. Rows include participant data for PC 97 to 139.

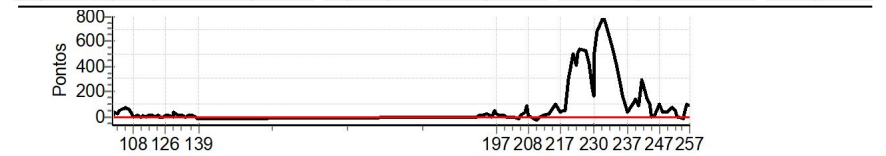
Summary row for Etapa A: Num 254, Pen 0, PCZ 2, Total PP 488, PG 11.

Table with columns: PC, Tp, Trc, DistPC, Ideal, Passagem, Pen, Erro, Pontos, NoPC, AtePC. Rows include participant data for PC 187 to 203.

Table with columns: PC, Tp, Trc, DistPC, Ideal, Passagem, Pen, Erro, Pontos, NoPC, AtePC. Rows include participant data for PC 204 to 257.

Summary row for Etapa B: Num 254, Pen 0, PCZ 0, Total PP 8996, PG 15.

Summary row for Tot PP: A PP 488, 3º, B PP 8996, 1º, Tot PP 9484, Col. 1º.





Performance Individual

Table with columns: PC, Tp, Trc, DistPC, Ideal, Passagem, Pen, Erro, Pontos, NoPC, AtePC. Includes driver info: 256 / Ederson Francisco Figura / Ronan Marcel Koeppe, Cat / NL / Largada Turismo Light / 4 / 10:27:00, Canoinhas, Troller.

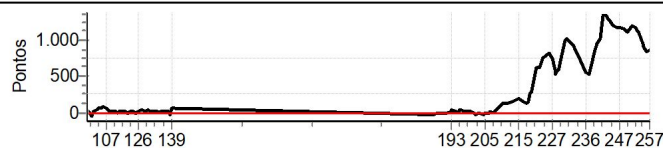
Table with columns: PC, Tp, Trc, DistPC, Ideal, Passagem, Pen, Erro, Pontos, NoPC, AtePC. Lists individual performance results for participants 204 through 257.

Summary row for Etapa A: Num 256, Pen 0, PCZ 0, Total PP 779, PG 15.

Table with columns: PC, Tp, Trc, DistPC, Ideal, Passagem, Pen, Erro, Pontos, NoPC, AtePC. Lists individual performance results for participants 187 through 203.

Summary row for Etapa B: Num 256, Pen 0, PCZ 1, Total PP 3377, PG 15.

Summary row for total: n° 4, A PP 779, B PP 3377, Tot PP 34556, Col. 1°.





TRANSCATARINA 2023 DIA 2



Performance Individual

Table with columns: PC, Tp, Trc, DistPC, Ideal, Passagem, Pen, Erro, Pontos, NoPC, AtePC. Includes summary rows for stages A and B.

Table with columns: PC, Tp, Trc, DistPC, Ideal, Passagem, Pen, Erro, Pontos, NoPC, AtePC. Includes summary rows for stages B and Tot.

Summary table: n° 5 | A | PP 8306 | 4° | B | PP 59232 | 2° | Tot PP 67538 | Col. 3°

