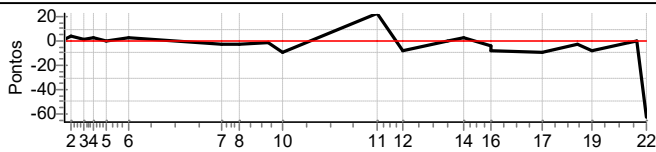




Performance Individual

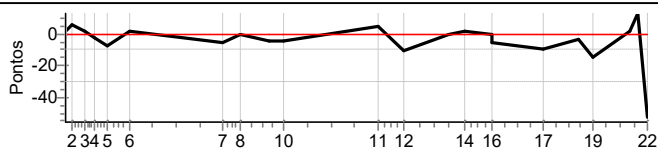
PC	Tp	Trc	DistPC	Ideal	Passagem	Pen	Erro	Pontos	NoPC	AtePC
N	1	1 / Adriano Ricardo Paulin / Gustavo Torres Lima								
		Cat / NL / Largada CAAT / 1 / 08:01:00								
		FUSCA								
u	7°									
m										
PC	Tp	Trc	DistPC	Ideal	Passagem	Pen	Erro	Pontos	NoPC	AtePC
1	Tmp	6	2.776	8:04:00.03	8:04:02.16	0	2s	+2	18°	13°
2	Tmp	9	6.542	8:07:04.27	8:07:09.52	0	5s	+5	17°	14°
3	Tmp	13	13.247	8:12:56.10	8:12:57.66	0	2s	+2	15°	8°
4	Tmp	17	18.181	8:17:10.65	8:17:13.82	0	3s	+3	19°	13°
5	Tmp	21	2.088	8:22:54.78	8:22:55.82	0	1s	+1	10°	7°
6	Tmp	34	9.872	8:32:23.60	8:32:26.56	0	3s	+3	5°	5°
7	Tmp	61	12.062	9:14:08.63	9:14:06.26	0	2s	-2	5°	3°
8	Tmp	67	18.115	9:21:55.74	9:21:53.80	0	2s	-2	21°	4°
9	Tmp	71	1.589	9:34:34.14	9:34:32.72	0	1s	-1	4°	3°
10	Tmp	76	7.210	9:41:34.61	9:41:26.01	0	9s	-9	20°	5°
11	Tmp	82	0.919	10:23:10.38	10:23:33.82	0	23s	[+23]	39°	5°
12	Tmp	93	12.222	10:34:42.02	10:34:34.60	0	7s	-7	24°	7°
13	Tmp	103	0.466	10:55:01.26	10:55:01.60	0	0s	0	4°	7°
14	Tmp	109	6.197	11:02:03.40	11:02:06.14	0	3s	+3	24°	7°
15	Tmp	119	15.843	11:14:02.12	11:13:58.90	0	3s	-3	11°	6°
16	Tmp	120	16.235	11:14:36.73	11:14:30.00	0	7s	-7	15°	5°
17	Tmp	131	0.801	11:37:27.02	11:37:18.13	0	9s	-9	27°	5°
18	Tmp	143	16.962	11:53:02.65	11:53:00.37	0	2s	-2	11°	5°
19	Tmp	148	23.492	11:59:03.84	11:58:56.53	0	7s	-7	22°	8°
20	Tmp	159	0.568	12:15:31.80	12:15:30.86	0	1s	-1	6°	6°
21	Tmp	162	4.242	12:19:42.97	12:19:42.95	0	0s	0	1°	4°
22	Tmp	168	6.391	12:23:40.45	12:22:38.10	0	1m02s	-62	36°	7°
Num	1	Pen	0	PCZ	2	Total PP	131	Col. Final	7°	





Performance Individual

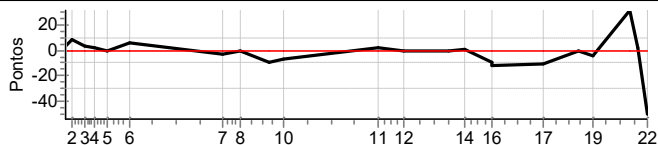
PC	Tp	Trc	DistPC	Ideal	Passagem	Pen	Erro	Pontos	NoPC	AtePC
N u m	2	2 / Aecio Luis B. do Amaral / Paulo Roberto Pinheiro Amaral								
		Cat / NL / Largada CAAT / 2 / 08:02:00								
		CHEVROLET BRASIL								
PC	Tp	Trc	DistPC	Ideal	Passagem	Pen	Erro	Pontos	NoPC	AtePC
1	Tmp	6	2.776	8:05:00.03	8:05:02.81	0	3s	+3	22°	15°
2	Tmp	9	6.542	8:08:04.27	8:08:11.58	0	7s	+7	21°	21°
3	Tmp	13	13.247	8:13:56.10	8:13:57.77	0	2s	+2	14°	11°
4	Tmp	17	18.181	8:18:10.65	8:18:09.07	0	2s	-2	14°	14°
5	Tmp	21	2.088	8:23:54.78	8:23:48.22	0	7s	-7	18°	17°
6	Tmp	34	9.872	8:33:23.60	8:33:25.51	0	2s	+2	3°	12°
7	Tmp	61	12.062	9:15:08.63	9:15:03.34	0	5s	-5	13°	8°
8	Tmp	67	18.115	9:22:55.74	9:22:55.61	0	0s	0	8°	8°
9	Tmp	71	1.589	9:35:34.14	9:35:30.30	0	4s	-4	12°	6°
10	Tmp	76	7.210	9:42:34.61	9:42:30.96	0	4s	-4	13°	7°
11	Tmp	82	0.919	10:24:10.38	10:24:16.03	0	6s	+6	23°	7°
12	Tmp	93	12.222	10:35:42.02	10:35:32.04	0	10s	-10	33°	11°
13	Tmp	103	0.466	10:56:01.26	10:56:01.51	0	0s	0	3°	9°
14	Tmp	109	6.197	11:03:03.40	11:03:05.36	0	2s	+2	20°	10°
15	Tmp	119	15.843	11:15:02.12	11:15:01.97	0	0s	0	1°	8°
16	Tmp	120	16.235	11:15:36.73	11:15:31.61	0	5s	-5	9°	6°
17	Tmp	131	0.801	11:38:27.02	11:38:17.79	0	9s	-9	26°	7°
18	Tmp	143	16.962	11:54:02.65	11:53:59.40	0	3s	-3	15°	7°
19	Tmp	148	23.492	12:00:03.84	11:59:50.33	0	14s	-14	24°	11°
20	Tmp	159	0.568	12:16:31.80	12:16:33.66	0	2s	+2	14°	10°
21	Tmp	162	4.242	12:20:42.97	12:20:57.43	0	14s	[+14]	27°	11°
22	Tmp	168	6.391	12:24:40.45	12:23:47.37	0	53s	-53	25°	11°
Num	2	Pen	0	PCZ	3	Total PP	140	Col. Final	11°	





Performance Individual

PC	Tp	Trc	DistPC	Ideal	Passagem	Pen	Erro	Pontos	NoPC	AtePC
N u m	3	3 / Luis Felipe de Siqueira Lopes / Flavio Amaral								
		Cat / NL / Largada		CAAT / 3 / 08:03:00						
		FUSCA								
PC	Tp	Trc	DistPC	Ideal	Passagem	Pen	Erro	Pontos	NoPC	AtePC
1	Tmp	6	2.776	8:06:00.03	8:06:03.69	0	4s	+4	26°	18°
2	Tmp	9	6.542	8:09:04.27	8:09:13.31	0	9s	+9	26°	27°
3	Tmp	13	13.247	8:14:56.10	8:14:58.85	0	3s	+3	18°	19°
4	Tmp	17	18.181	8:19:10.65	8:19:13.10	0	2s	+2	13°	17°
5	Tmp	21	2.088	8:24:54.78	8:24:54.51	0	0s	0	5°	9°
6	Tmp	34	9.872	8:34:23.60	8:34:29.91	0	6s	+6	11°	10°
7	Tmp	61	12.062	9:16:08.63	9:16:05.74	0	3s	-3	9°	7°
8	Tmp	67	18.115	9:23:55.74	9:23:56.21	0	0s	0	7°	7°
9	Tmp	71	1.589	9:36:34.14	9:36:24.88	0	9s	-9	13°	8°
10	Tmp	76	7.210	9:43:34.61	9:43:28.03	0	7s	-7	17°	10°
11	Tmp	82	0.919	10:25:10.38	10:25:12.53	0	2s	+2	9°	9°
12	Tmp	93	12.222	10:36:42.02	10:36:42.33	0	0s	0	2°	6°
13	Tmp	103	0.466	10:57:01.26	10:57:00.89	0	0s	0	2°	5°
14	Tmp	109	6.197	11:04:03.40	11:04:04.54	0	1s	+1	11°	5°
15	Tmp	119	15.843	11:16:02.12	11:15:52.90	0	9s	-9	24°	7°
16	Tmp	120	16.235	11:16:36.73	11:16:25.19	0	12s	-12	21°	9°
17	Tmp	131	0.801	11:39:27.02	11:39:16.08	0	11s	-11	31°	11°
18	Tmp	143	16.962	11:55:02.65	11:55:02.39	0	0s	0	3°	10°
19	Tmp	148	23.492	12:01:03.84	12:01:00.27	0	4s	-4	17°	9°
20	Tmp	159	0.568	12:17:31.80	12:18:04.05	0	32s	[+32]	38°	11°
21	Tmp	162	4.242	12:21:42.97	12:21:45.44	0	2s	+2	3°	10°
22	Tmp	168	6.391	12:25:40.45	12:24:49.33	0	51s	-51	22°	10°
Num	3	Pen	0	PCZ	5	Total PP	135	Col. Final	10°	



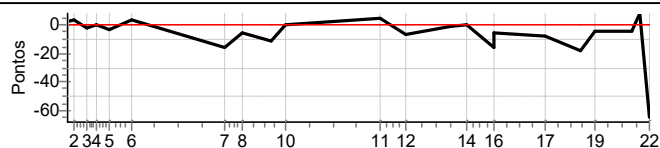


Performance Individual

PC	Tp	Trc	DistPC	Ideal	Passagem	Pen	Erro	Pontos	NoPC	AtePC
N	4	4 / Jairo Antonio Barbosa / Carlos Alexandre F. Ribeiro								
		Cat / NL / Largada			CAAT / 4 / 08:04:00					
u	14°	FUSCA								

PC	Tp	Trc	DistPC	Ideal	Passagem	Pen	Erro	Pontos	NoPC	AtePC
1	Tmp	6	2.776	8:07:00.03	8:07:01.94	0	2s	+2	17°	12°
2	Tmp	9	6.542	8:10:04.27	8:10:07.96	0	4s	+4	14°	13°
3	Tmp	13	13.247	8:15:56.10	8:15:54.28	0	2s	-2	13°	6°
4	Tmp	17	18.181	8:20:10.65	8:20:10.98	0	0s	0	4°	5°
5	Tmp	21	2.088	8:25:54.78	8:25:51.91	0	3s	-3	15°	4°
6	Tmp	34	9.872	8:35:23.60	8:35:26.17	0	3s	+3	4°	3°
7	Tmp	61	12.062	9:17:08.63	9:16:52.21	0	16s	-16	26°	12°
8	Tmp	67	18.115	9:24:55.74	9:24:50.24	0	6s	-6	28°	12°
9	Tmp	71	1.589	9:37:34.14	9:37:22.92	0	11s	-11	16°	12°
10	Tmp	76	7.210	9:44:34.61	9:44:34.14	0	0s	0	3°	12°
11	Tmp	82	0.919	10:26:10.38	10:26:15.43	0	5s	+5	20°	12°
12	Tmp	93	12.222	10:37:42.02	10:37:34.53	0	7s	-7	23°	12°
13	Tmp	103	0.466	10:58:01.26	10:58:00.53	0	1s	-1	10°	12°
14	Tmp	109	6.197	11:05:03.40	11:05:03.29	0	0s	0	5°	12°
15	Tmp	119	15.843	11:17:02.12	11:16:45.96	0	16s	-16	30°	13°
16	Tmp	120	16.235	11:17:36.73	11:17:30.70	0	6s	-6	13°	13°
17	Tmp	131	0.801	11:40:27.02	11:40:19.50	0	8s	-8	23°	13°
18	Tmp	143	16.962	11:56:02.65	11:55:44.68	0	18s	-18	31°	13°
19	Tmp	148	23.492	12:02:03.84	12:02:00.31	0	4s	-4	16°	13°
20	Tmp	159	0.568	12:18:31.80	12:18:26.63	0	5s	-5	26°	13°
21	Tmp	162	4.242	12:22:42.97	12:22:51.45	0	8s	[+8]	21°	13°
22	Tmp	168	6.391	12:26:40.45	12:25:35.41	0	1m05s	-65	38°	14°

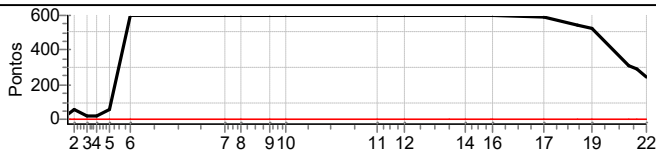
Num	4	Pen	0	PCZ	3	Total PP	182	Col. Final	14°
------------	----------	------------	----------	------------	----------	-----------------	------------	-------------------	------------





Performance Individual

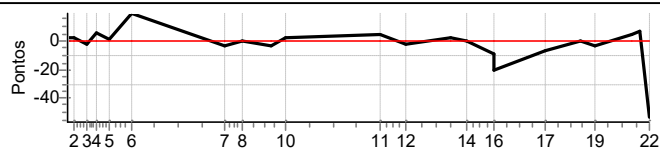
PC	Tp	Trc	DistPC	Ideal	Passagem	Pen	Erro	Pontos	NoPC	AtePC
N u m	5	5 / Arlindo Rachid Miragaia / Andre Rachid Miragaia								
		Cat / NL / Largada CAAT / 5 / 08:05:00								
		LAFER								
PC	Tp	Trc	DistPC	Ideal	Passagem	Pen	Erro	Pontos	NoPC	AtePC
1	Tmp	6	2.776	8:08:00.03	8:08:26.49	0	26s	+26	42°	31°
2	Tmp	9	6.542	8:11:04.27	8:11:59.34	0	55s	+55	43°	42°
3	Tmp	13	13.247	8:16:56.10	8:17:19.10	0	23s	+23	38°	41°
4	Tmp	17	18.181	8:21:10.65	8:21:33.25	0	23s	+23	34°	37°
5	Tmp	21	2.088	8:26:54.78	8:27:54.37	0	1m00s	+60	29°	34°
6	Tmp	34	9.872	8:36:23.60	--:--:--	0		+600	48°	37°
7	Tmp	61	12.062	9:18:08.63	--:--:--	0		+600	48°	41°
8	Tmp	67	18.115	9:25:55.74	--:--:--	0		+600	48°	43°
9	Tmp	71	1.589	9:38:34.14	--:--:--	0		+600	48°	43°
10	Tmp	76	7.210	9:45:34.61	--:--:--	0		+600	48°	43°
11	Tmp	82	0.919	10:27:10.38	10:47:06.27	0	19m56s	+600	48°	45°
12	Tmp	93	12.222	10:38:42.02	10:58:19.28	0	19m37s	+600	48°	45°
13	Tmp	103	0.466	10:59:01.26	11:13:00.46	0	13m59s	+600	48°	46°
14	Tmp	109	6.197	11:06:03.40	11:20:05.02	0	14m02s	+600	48°	46°
15	Tmp	119	15.843	11:18:02.12	11:30:26.16	0	12m24s	+600	48°	46°
16	Tmp	120	16.235	11:18:36.73	11:30:45.02	0	12m08s	+600	48°	46°
17	Tmp	131	0.801	11:41:27.02	11:51:12.93	0	9m46s	[+586]	45°	45°
18	Tmp	143	16.962	11:57:02.65	12:06:02.60	0	9m00s	+540	45°	45°
19	Tmp	148	23.492	12:03:03.84	12:11:51.87	0	8m48s	+528	43°	45°
20	Tmp	159	0.568	12:19:31.80	12:24:40.13	0	5m08s	+308	42°	45°
21	Tmp	162	4.242	12:23:42.97	12:28:36.18	0	4m53s	+293	42°	45°
22	Tmp	168	6.391	12:27:40.45	12:31:47.71	0	4m07s	+247	42°	45°
Num	5	Pen	0	PCZ	0	Total PP	8703	Col. Final	45°	





Performance Individual

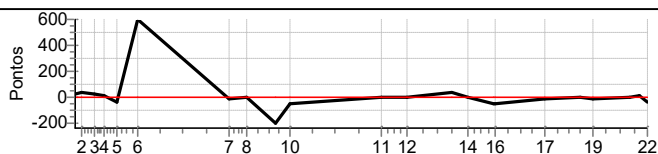
PC	Tp	Trc	DistPC	Ideal	Passagem	Pen	Erro	Pontos	NoPC	AtePC
N u m	6	6 / Marcos Lindenberg Neto / Adriano K.I. Ribeiro								
		Cat / NL / Largada		CAAT / 6 / 08:06:00						
		FUSCA								
PC	Tp	Trc	DistPC	Ideal	Passagem	Pen	Erro	Pontos	NoPC	AtePC
1	Tmp	6	2.776	8:09:00.03	8:09:02.30	0	2s	+2	16°	11°
2	Tmp	9	6.542	8:12:04.27	8:12:06.35	0	2s	+2	3°	12°
3	Tmp	13	13.247	8:17:56.10	8:17:53.92	0	2s	-2	12°	5°
4	Tmp	17	18.181	8:22:10.65	8:22:15.42	0	5s	+5	25°	7°
5	Tmp	21	2.088	8:27:54.78	8:27:55.83	0	1s	+1	9°	5°
6	Tmp	34	9.872	8:37:23.60	8:37:42.94	0	19s	[+19]	21°	6°
7	Tmp	61	12.062	9:19:08.63	9:19:04.19	0	4s	-4	10°	6°
8	Tmp	67	18.115	9:26:55.74	9:26:56.01	0	0s	0	6°	6°
9	Tmp	71	1.589	9:39:34.14	9:39:31.62	0	3s	-3	9°	5°
10	Tmp	76	7.210	9:46:34.61	9:46:36.92	0	2s	+2	9°	4°
11	Tmp	82	0.919	10:28:10.38	10:28:14.16	0	4s	+4	17°	4°
12	Tmp	93	12.222	10:39:42.02	10:39:40.24	0	2s	-2	6°	4°
13	Tmp	103	0.466	11:00:01.26	11:00:03.06	0	2s	+2	15°	4°
14	Tmp	109	6.197	11:07:03.40	11:07:03.75	0	0s	0	4°	4°
15	Tmp	119	15.843	11:19:02.12	11:18:52.98	0	9s	-9	23°	4°
16	Tmp	120	16.235	11:19:36.73	11:19:16.83	0	20s	-20	31°	11°
17	Tmp	131	0.801	11:42:27.02	11:42:20.23	0	7s	-7	19°	10°
18	Tmp	143	16.962	11:58:02.65	11:58:03.07	0	0s	0	2°	8°
19	Tmp	148	23.492	12:04:03.84	12:04:01.15	0	3s	-3	10°	7°
20	Tmp	159	0.568	12:20:31.80	12:20:36.21	0	4s	+4	23°	8°
21	Tmp	162	4.242	12:24:42.97	12:24:49.78	0	7s	+7	15°	8°
22	Tmp	168	6.391	12:28:40.45	12:27:47.15	0	53s	-53	24°	8°
Num	6	Pen	0	PCZ	3	Total PP	132	Col. Final	8°	





Performance Individual

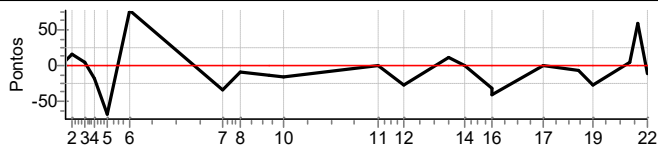
PC	Tp	Trc	DistPC	Ideal	Passagem	Pen	Erro	Pontos	NoPC	AtePC
N	7	7 / Paulo Rodrigues Guino / Juliana R. Guino								
		Cat / NL / Largada CAAT / 7 / 08:07:00								
		LAFER								
u	30°									
m										
PC	Tp	Trc	DistPC	Ideal	Passagem	Pen	Erro	Pontos	NoPC	AtePC
1	Tmp	6	2.776	8:10:00.03	8:10:23.09	0	23s	+23	41°	30°
2	Tmp	9	6.542	8:13:04.27	8:13:35.70	0	31s	[+31]	37°	41°
3	Tmp	13	13.247	8:18:56.10	8:19:20.52	0	24s	+24	39°	39°
4	Tmp	17	18.181	8:23:10.65	8:23:14.50	0	4s	+4	21°	35°
5	Tmp	21	2.088	8:28:54.78	8:28:14.25	0	41s	-41	28°	30°
6	Tmp	34	9.872	8:38:23.60	8:49:15.90	0	10m52s	+600	47°	35°
7	Tmp	61	12.062	9:20:08.63	9:19:49.17	0	19s	-19	28°	33°
8	Tmp	67	18.115	9:27:55.74	9:27:58.21	0	2s	+2	20°	30°
9	Tmp	71	1.589	9:40:34.14	9:37:09.08	0	3m25s	-205	34°	31°
10	Tmp	76	7.210	9:47:34.61	9:46:44.09	0	51s	-51	35°	31°
11	Tmp	82	0.919	10:29:10.38	10:29:04.78	0	6s	-6	22°	31°
12	Tmp	93	12.222	10:40:42.02	10:40:33.70	0	8s	-8	29°	31°
13	Tmp	103	0.466	11:01:01.26	11:01:32.16	0	31s	+31	36°	30°
14	Tmp	109	6.197	11:08:03.40	11:08:00.05	0	3s	-3	23°	30°
15	Tmp	119	15.843	11:20:02.12	11:19:11.71	0	50s	-50	41°	30°
16	Tmp	120	16.235	11:20:36.73	11:19:39.68	0	57s	-57	41°	31°
17	Tmp	131	0.801	11:43:27.02	11:43:07.89	0	19s	-19	38°	31°
18	Tmp	143	16.962	11:59:02.65	11:58:56.81	0	6s	-6	24°	30°
19	Tmp	148	23.492	12:05:03.84	12:04:43.75	0	20s	-20	31°	30°
20	Tmp	159	0.568	12:21:31.80	12:21:26.06	0	6s	-6	29°	30°
21	Tmp	162	4.242	12:25:42.97	12:25:48.42	0	5s	+5	8°	30°
22	Tmp	168	6.391	12:29:40.45	12:29:01.46	0	39s	-39	17°	30°
Num	7	Pen	0	PCZ	0	Total PP	1219	Col. Final	30°	





Performance Individual

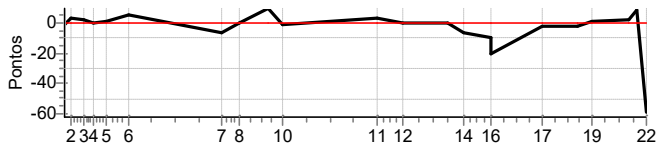
PC	Tp	Trc	DistPC	Ideal	Passagem	Pen	Erro	Pontos	NoPC	AtePC
N	8	8 / Dimitri Monteiro P. Guirado / Ricardo Marcitelli								
		Cat / NL / Largada CAAT / 8 / 08:08:00								
		MUSTANG								
u	21°									
m										
PC	Tp	Trc	DistPC	Ideal	Passagem	Pen	Erro	Pontos	NoPC	AtePC
1	Tmp	6	2.776	8:11:00.03	8:11:06.57	0	7s	+7	31°	21°
2	Tmp	9	6.542	8:14:04.27	8:14:20.86	0	17s	+17	30°	33°
3	Tmp	13	13.247	8:19:56.10	8:20:02.18	0	6s	+6	23°	30°
4	Tmp	17	18.181	8:24:10.65	8:23:52.75	0	18s	-18	33°	33°
5	Tmp	21	2.088	8:29:54.78	8:28:48.00	0	1m07s	-67	31°	31°
6	Tmp	34	9.872	8:39:23.60	8:40:41.07	0	1m17s	[+77]	24°	25°
7	Tmp	61	12.062	9:21:08.63	9:20:35.70	0	33s	-33	29°	26°
8	Tmp	67	18.115	9:28:55.74	9:28:47.51	0	8s	-8	30°	25°
9	Tmp	71	1.589	9:41:34.14	9:41:21.73	0	12s	-12	18°	21°
10	Tmp	76	7.210	9:48:34.61	9:48:19.96	0	15s	-15	25°	21°
11	Tmp	82	0.919	10:30:10.38	10:30:10.56	0	0s	0	4°	21°
12	Tmp	93	12.222	10:41:42.02	10:41:14.90	0	27s	-27	39°	22°
13	Tmp	103	0.466	11:02:01.26	11:02:12.55	0	11s	+11	33°	22°
14	Tmp	109	6.197	11:09:03.40	11:09:03.97	0	1s	+1	10°	22°
15	Tmp	119	15.843	11:21:02.12	11:20:32.36	0	30s	-30	36°	22°
16	Tmp	120	16.235	11:21:36.73	11:20:56.64	0	40s	-40	37°	23°
17	Tmp	131	0.801	11:44:27.02	11:44:28.42	0	1s	+1	6°	22°
18	Tmp	143	16.962	12:00:02.65	11:59:56.67	0	6s	-6	23°	21°
19	Tmp	148	23.492	12:06:03.84	12:05:36.75	0	27s	-27	35°	21°
20	Tmp	159	0.568	12:22:31.80	12:22:38.02	0	6s	+6	28°	21°
21	Tmp	162	4.242	12:26:42.97	12:27:41.39	0	58s	+58	40°	22°
22	Tmp	168	6.391	12:30:40.45	12:30:29.11	0	11s	-11	8°	21°
Num	8	Pen	0	PCZ	1	Total PP	401	Col. Final	21°	





Performance Individual

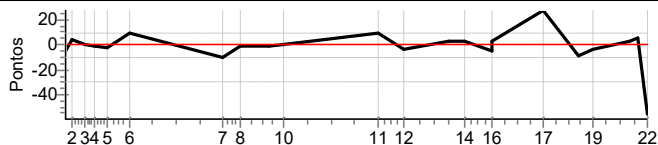
PC	Tp	Trc	DistPC	Ideal	Passagem	Pen	Erro	Pontos	NoPC	AtePC
N u m	9	9 / Joao Paulo N.Tonello / Gilson Alexandre Pinto								
		Cat / NL / Largada		CAAT / 9 / 08:09:00						
		CORCEL								
PC	Tp	Trc	DistPC	Ideal	Passagem	Pen	Erro	Pontos	NoPC	AtePC
1	Tmp	6	2.776	8:12:00.03	8:11:59.18	0	1s	-1	11°	39°
2	Tmp	9	6.542	8:15:04.27	8:15:07.63	0	3s	+3	10°	6°
3	Tmp	13	13.247	8:20:56.10	8:20:58.18	0	2s	+2	11°	4°
4	Tmp	17	18.181	8:25:10.65	8:25:10.31	0	0s	0	3°	1°
5	Tmp	21	2.088	8:30:54.78	8:30:55.38	0	1s	+1	8°	1°
6	Tmp	34	9.872	8:40:23.60	8:40:29.92	0	6s	+6	10°	2°
7	Tmp	61	12.062	9:22:08.63	9:22:02.99	0	6s	-6	14°	4°
8	Tmp	67	18.115	9:29:55.74	9:29:55.70	0	0s	0	5°	2°
9	Tmp	71	1.589	9:42:34.14	9:42:44.01	0	10s	[+10]	14°	4°
10	Tmp	76	7.210	9:49:34.61	9:49:33.32	0	1s	-1	6°	3°
11	Tmp	82	0.919	10:31:10.38	10:31:13.86	0	3s	+3	11°	3°
12	Tmp	93	12.222	10:42:42.02	10:42:42.33	0	0s	0	1°	3°
13	Tmp	103	0.466	11:03:01.26	11:03:00.92	0	0s	0	1°	3°
14	Tmp	109	6.197	11:10:03.40	11:09:57.86	0	6s	-6	26°	3°
15	Tmp	119	15.843	11:22:02.12	11:21:52.95	0	9s	-9	22°	3°
16	Tmp	120	16.235	11:22:36.73	11:22:16.93	0	20s	-20	30°	10°
17	Tmp	131	0.801	11:45:27.02	11:45:25.33	0	2s	-2	7°	6°
18	Tmp	143	16.962	12:01:02.65	12:01:01.00	0	2s	-2	10°	6°
19	Tmp	148	23.492	12:07:03.84	12:07:04.70	0	1s	+1	3°	4°
20	Tmp	159	0.568	12:23:31.80	12:23:33.59	0	2s	+2	13°	5°
21	Tmp	162	4.242	12:27:42.97	12:27:51.92	0	9s	+9	22°	6°
22	Tmp	168	6.391	12:31:40.45	12:30:40.98	0	59s	-59	34°	9°
Num	9	Pen	0	PCZ	4	Total PP	133	Col. Final	9°	





Performance Individual

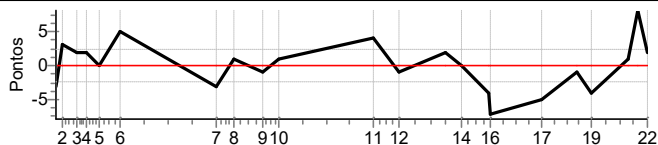
PC	Tp	Trc	DistPC	Ideal	Passagem	Pen	Erro	Pontos	NoPC	AtePC
N	10	10 / Jose Luiz Ribeiro dos Santos / Davi Santos Lira								
u		Cat / NL / Largada CAAT / 10 / 08:10:00								
m	12°	CHEVETTE GP II								
PC	Tp	Trc	DistPC	Ideal	Passagem	Pen	Erro	Pontos	NoPC	AtePC
1	Tmp	6	2.776	8:13:00.03	8:12:55.44	0	5s	-5	29°	44°
2	Tmp	9	6.542	8:16:04.27	8:16:09.20	0	5s	+5	16°	29°
3	Tmp	13	13.247	8:21:56.10	8:21:57.38	0	1s	+1	5°	16°
4	Tmp	17	18.181	8:26:10.65	8:26:09.37	0	1s	-1	9°	12°
5	Tmp	21	2.088	8:31:54.78	8:31:52.68	0	2s	-2	12°	8°
6	Tmp	34	9.872	8:41:23.60	8:41:33.01	0	9s	+9	15°	7°
7	Tmp	61	12.062	9:23:08.63	9:22:58.87	0	10s	-10	17°	11°
8	Tmp	67	18.115	9:30:55.74	9:30:54.70	0	1s	-1	15°	11°
9	Tmp	71	1.589	9:43:34.14	9:43:32.89	0	1s	-1	3°	7°
10	Tmp	76	7.210	9:50:34.61	9:50:34.19	0	0s	0	2°	6°
11	Tmp	82	0.919	10:32:10.38	10:32:19.06	0	9s	+9	29°	8°
12	Tmp	93	12.222	10:43:42.02	10:43:38.13	0	4s	-4	15°	8°
13	Tmp	103	0.466	11:04:01.26	11:04:04.47	0	3s	+3	21°	8°
14	Tmp	109	6.197	11:11:03.40	11:11:06.85	0	3s	+3	22°	8°
15	Tmp	119	15.843	11:23:02.12	11:22:57.48	0	5s	-5	16°	10°
16	Tmp	120	16.235	11:23:36.73	11:23:40.19	0	3s	+3	5°	7°
17	Tmp	131	0.801	11:46:27.02	11:46:55.15	0	28s	[+28]	41°	9°
18	Tmp	143	16.962	12:02:02.65	12:01:53.25	0	9s	-9	28°	11°
19	Tmp	148	23.492	12:08:03.84	12:07:59.74	0	4s	-4	15°	10°
20	Tmp	159	0.568	12:24:31.80	12:24:35.06	0	3s	+3	18°	9°
21	Tmp	162	4.242	12:28:42.97	12:28:49.32	0	6s	+6	11°	9°
22	Tmp	168	6.391	12:32:40.45	12:31:44.22	0	56s	-56	28°	12°
Num	10	Pen	0	PCZ	1	Total PP	140	Col. Final	12°	





Performance Individual

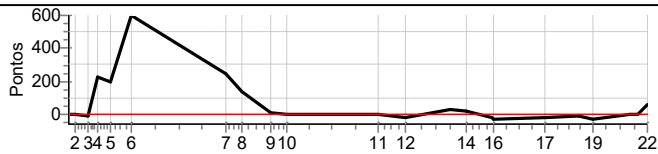
PC	Tp	Trc	DistPC	Ideal	Passagem	Pen	Erro	Pontos	NoPC	AtePC
N	11	11 / Pedro Marcos N. Tonello / Felipe Caetano de S. Silva								
		Cat / NL / Largada		CAAT / 11 / 08:11:00						
		2°								
KARMANN GHIA										
PC	Tp	Trc	DistPC	Ideal	Passagem	Pen	Erro	Pontos	NoPC	AtePC
1	Tmp	6	2.776	8:14:00.03	8:13:56.93	0	3s	-3	21°	42°
2	Tmp	9	6.542	8:17:04.27	8:17:07.13	0	3s	+3	9°	19°
3	Tmp	13	13.247	8:22:56.10	8:22:58.47	0	2s	+2	10°	10°
4	Tmp	17	18.181	8:27:10.65	8:27:13.06	0	2s	+2	12°	9°
5	Tmp	21	2.088	8:32:54.78	8:32:54.34	0	0s	0	4°	3°
6	Tmp	34	9.872	8:42:23.60	8:42:28.66	0	5s	+5	8°	4°
7	Tmp	61	12.062	9:24:08.63	9:24:05.34	0	3s	-3	8°	2°
8	Tmp	67	18.115	9:31:55.74	9:31:57.22	0	1s	+1	14°	3°
9	Tmp	71	1.589	9:44:34.14	9:44:33.02	0	1s	-1	2°	2°
10	Tmp	76	7.210	9:51:34.61	9:51:35.97	0	1s	+1	5°	2°
11	Tmp	82	0.919	10:33:10.38	10:33:14.47	0	4s	+4	16°	2°
12	Tmp	93	12.222	10:44:42.02	10:44:41.07	0	1s	-1	4°	2°
13	Tmp	103	0.466	11:05:01.26	11:05:03.28	0	2s	+2	14°	2°
14	Tmp	109	6.197	11:12:03.40	11:12:02.92	0	0s	0	3°	2°
15	Tmp	119	15.843	11:24:02.12	11:23:58.24	0	4s	-4	14°	2°
16	Tmp	120	16.235	11:24:36.73	11:24:30.17	0	7s	-7	14°	2°
17	Tmp	131	0.801	11:47:27.02	11:47:21.93	0	5s	-5	15°	2°
18	Tmp	143	16.962	12:03:02.65	12:03:01.62	0	1s	-1	7°	2°
19	Tmp	148	23.492	12:09:03.84	12:08:59.55	0	4s	-4	14°	2°
20	Tmp	159	0.568	12:25:31.80	12:25:33.10	0	1s	+1	5°	2°
21	Tmp	162	4.242	12:29:42.97	12:29:51.13	0	8s	[+8]	20°	2°
22	Tmp	168	6.391	12:33:40.45	12:33:42.15	0	2s	+2	5°	2°
Num	11	Pen	0	PCZ	2	Total PP	52	Col. Final	2°	





Performance Individual

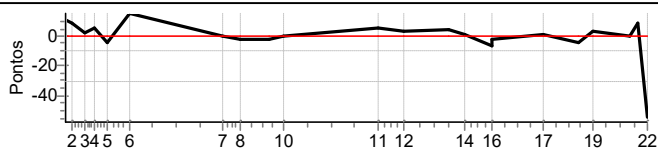
PC	Tp	Trc	DistPC	Ideal	Passagem	Pen	Erro	Pontos	NoPC	AtePC
N u m	12	12 / Geraldo P.H.S.Lima / Gabriel P.H.S.Lima								
		Cat / NL / Largada		CAAT / 12 / 08:12:00						
		POLARA								
PC	Tp	Trc	DistPC	Ideal	Passagem	Pen	Erro	Pontos	NoPC	AtePC
1	Tmp	6	2.776	8:15:00.03	8:15:01.43	0	1s	+1	10°	7°
2	Tmp	9	6.542	8:18:04.27	8:18:07.14	0	3s	+3	8°	5°
3	Tmp	13	13.247	8:23:56.10	8:23:45.15	0	11s	-11	33°	27°
4	Tmp	17	18.181	8:28:10.65	8:31:56.62	0	3m46s	+226	44°	23°
5	Tmp	21	2.088	8:33:54.78	8:37:16.18	0	3m21s	+201	37°	38°
6	Tmp	34	9.872	8:43:23.60	8:53:58.80	0	10m35s	+600	46°	40°
7	Tmp	61	12.062	9:25:08.63	9:29:20.37	0	4m12s	[+252]	39°	36°
8	Tmp	67	18.115	9:32:55.74	9:35:16.94	0	2m21s	+141	39°	35°
9	Tmp	71	1.589	9:45:34.14	9:45:46.54	0	12s	+12	17°	35°
10	Tmp	76	7.210	9:52:34.61	9:52:42.26	0	8s	+8	18°	33°
11	Tmp	82	0.919	10:34:10.38	10:34:14.41	0	4s	+4	15°	33°
12	Tmp	93	12.222	10:45:42.02	10:45:29.76	0	12s	-12	36°	33°
13	Tmp	103	0.466	11:06:01.26	11:06:36.46	0	35s	+35	37°	33°
14	Tmp	109	6.197	11:13:03.40	11:13:27.43	0	24s	+24	38°	33°
15	Tmp	119	15.843	11:25:02.12	11:24:45.29	0	17s	-17	31°	33°
16	Tmp	120	16.235	11:25:36.73	11:25:13.24	0	23s	-23	33°	33°
17	Tmp	131	0.801	11:48:27.02	11:48:13.21	0	14s	-14	35°	32°
18	Tmp	143	16.962	12:04:02.65	12:03:51.49	0	11s	-11	29°	32°
19	Tmp	148	23.492	12:10:03.84	12:09:37.67	0	26s	-26	34°	32°
20	Tmp	159	0.568	12:26:31.80	12:26:34.35	0	3s	+3	17°	32°
21	Tmp	162	4.242	12:30:42.97	12:30:45.52	0	3s	+3	4°	32°
22	Tmp	168	6.391	12:34:40.45	12:35:41.72	0	1m01s	+61	35°	32°
Num	12	Pen	0	PCZ	0	Total PP	1436	Col. Final	32°	





Performance Individual

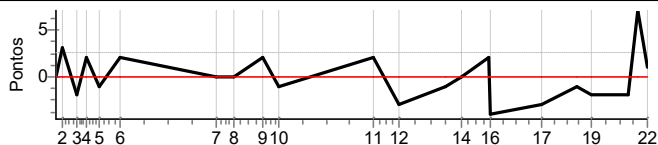
PC	Tp	Trc	DistPC	Ideal	Passagem	Pen	Erro	Pontos	NoPC	AtePC
N	13	13 / Cristiano Ferreira de Oliveira / Otavio R.de Oliveira								
u		Cat / NL / Largada CAAT / 13 / 08:13:00								
m	5°	CARAVAN								
PC	Tp	Trc	DistPC	Ideal	Passagem	Pen	Erro	Pontos	NoPC	AtePC
1	Tmp	6	2.776	8:16:00.03	8:16:11.19	0	11s	+11	37°	26°
2	Tmp	9	6.542	8:19:04.27	8:19:11.99	0	8s	+8	24°	35°
3	Tmp	13	13.247	8:24:56.10	8:24:57.84	0	2s	+2	9°	26°
4	Tmp	17	18.181	8:29:10.65	8:29:16.13	0	5s	+5	24°	22°
5	Tmp	21	2.088	8:34:54.78	8:34:50.99	0	4s	-4	16°	19°
6	Tmp	34	9.872	8:44:23.60	8:44:38.86	0	15s	[+15]	19°	14°
7	Tmp	61	12.062	9:26:08.63	9:26:09.05	0	0s	0	2°	13°
8	Tmp	67	18.115	9:33:55.74	9:33:53.67	0	2s	-2	19°	13°
9	Tmp	71	1.589	9:46:34.14	9:46:32.16	0	2s	-2	7°	11°
10	Tmp	76	7.210	9:53:34.61	9:53:34.50	0	0s	0	1°	11°
11	Tmp	82	0.919	10:35:10.38	10:35:15.67	0	5s	+5	19°	10°
12	Tmp	93	12.222	10:46:42.02	10:46:45.49	0	3s	+3	11°	9°
13	Tmp	103	0.466	11:07:01.26	11:07:05.52	0	4s	+4	24°	11°
14	Tmp	109	6.197	11:14:03.40	11:14:04.68	0	1s	+1	9°	11°
15	Tmp	119	15.843	11:26:02.12	11:25:55.50	0	7s	-7	19°	11°
16	Tmp	120	16.235	11:26:36.73	11:26:34.95	0	2s	-2	3°	8°
17	Tmp	131	0.801	11:49:27.02	11:49:27.63	0	1s	+1	5°	4°
18	Tmp	143	16.962	12:05:02.65	12:04:58.92	0	4s	-4	19°	4°
19	Tmp	148	23.492	12:11:03.84	12:11:07.29	0	3s	+3	9°	5°
20	Tmp	159	0.568	12:27:31.80	12:27:31.98	0	0s	0	2°	4°
21	Tmp	162	4.242	12:31:42.97	12:31:51.42	0	8s	+8	19°	5°
22	Tmp	168	6.391	12:35:40.45	12:34:46.79	0	54s	-54	26°	5°
Num	13	Pen	0	PCZ	3	Total PP	126	Col. Final	5°	





Performance Individual

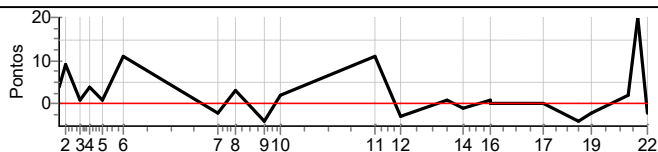
PC	Tp	Trc	DistPC	Ideal	Passagem	Pen	Erro	Pontos	NoPC	AtePC
N	14	14 / Auro Fabio B. Ortega / Maykel Villarta N. Justo								
		Cat / NL / Largada CAAT / 14 / 08:14:00								
u	1°	GTE								
m										
PC	Tp	Trc	DistPC	Ideal	Passagem	Pen	Erro	Pontos	NoPC	AtePC
1	Tmp	6	2.776	8:17:00.03	8:16:59.76	0	0s	0	2°	2°
2	Tmp	9	6.542	8:20:04.27	8:20:07.68	0	3s	+3	7°	2°
3	Tmp	13	13.247	8:25:56.10	8:25:54.48	0	2s	-2	8°	2°
4	Tmp	17	18.181	8:30:10.65	8:30:12.60	0	2s	+2	11°	2°
5	Tmp	21	2.088	8:35:54.78	8:35:53.64	0	1s	-1	7°	2°
6	Tmp	34	9.872	8:45:23.60	8:45:25.30	0	2s	+2	2°	1°
7	Tmp	61	12.062	9:27:08.63	9:27:08.74	0	0s	0	1°	1°
8	Tmp	67	18.115	9:34:55.74	9:34:55.78	0	0s	0	4°	1°
9	Tmp	71	1.589	9:47:34.14	9:47:36.09	0	2s	+2	6°	1°
10	Tmp	76	7.210	9:54:34.61	9:54:33.12	0	1s	-1	4°	1°
11	Tmp	82	0.919	10:36:10.38	10:36:12.21	0	2s	+2	8°	1°
12	Tmp	93	12.222	10:47:42.02	10:47:39.03	0	3s	-3	10°	1°
13	Tmp	103	0.466	11:08:01.26	11:08:00.66	0	1s	-1	9°	1°
14	Tmp	109	6.197	11:15:03.40	11:15:03.50	0	0s	0	2°	1°
15	Tmp	119	15.843	11:27:02.12	11:27:04.16	0	2s	+2	7°	1°
16	Tmp	120	16.235	11:27:36.73	11:27:32.59	0	4s	-4	7°	1°
17	Tmp	131	0.801	11:50:27.02	11:50:23.86	0	3s	-3	9°	1°
18	Tmp	143	16.962	12:06:02.65	12:06:01.53	0	1s	-1	6°	1°
19	Tmp	148	23.492	12:12:03.84	12:12:01.68	0	2s	-2	6°	1°
20	Tmp	159	0.568	12:28:31.80	12:28:30.15	0	2s	-2	12°	1°
21	Tmp	162	4.242	12:32:42.97	12:32:50.19	0	7s	[+7]	14°	1°
22	Tmp	168	6.391	12:36:40.45	12:36:41.05	0	1s	+1	3°	1°
Num	14	Pen	0	PCZ	4	Total PP	34	Col. Final	1°	





Performance Individual

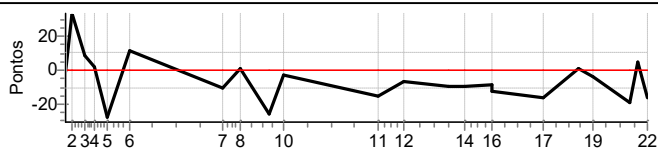
PC	Tp	Trc	DistPC	Ideal	Passagem	Pen	Erro	Pontos	NoPC	AtePC
N u m	15	15 / Andre Luiz Bevilacqua / Vitor Leonardo D. Streparava								
		Cat / NL / Largada		CAAT / 15 / 08:15:00						
		3°		JEEP						
PC	Tp	Trc	DistPC	Ideal	Passagem	Pen	Erro	Pontos	NoPC	AtePC
1	Tmp	6	2.776	8:18:00.03	8:18:03.81	0	4s	+4	25°	17°
2	Tmp	9	6.542	8:21:04.27	8:21:13.42	0	9s	+9	25°	26°
3	Tmp	13	13.247	8:26:56.10	8:26:56.65	0	1s	+1	4°	12°
4	Tmp	17	18.181	8:31:10.65	8:31:14.79	0	4s	+4	20°	18°
5	Tmp	21	2.088	8:36:54.78	8:36:56.00	0	1s	+1	6°	12°
6	Tmp	34	9.872	8:46:23.60	8:46:34.60	0	11s	+11	17°	13°
7	Tmp	61	12.062	9:28:08.63	9:28:06.26	0	2s	-2	4°	9°
8	Tmp	67	18.115	9:35:55.74	9:35:59.10	0	3s	+3	23°	9°
9	Tmp	71	1.589	9:48:34.14	9:48:29.96	0	4s	-4	11°	9°
10	Tmp	76	7.210	9:55:34.61	9:55:36.70	0	2s	+2	8°	8°
11	Tmp	82	0.919	10:37:10.38	10:37:21.48	0	11s	+11	32°	11°
12	Tmp	93	12.222	10:48:42.02	10:48:39.24	0	3s	-3	9°	10°
13	Tmp	103	0.466	11:09:01.26	11:09:02.73	0	1s	+1	8°	10°
14	Tmp	109	6.197	11:16:03.40	11:16:02.10	0	1s	-1	8°	9°
15	Tmp	119	15.843	11:28:02.12	11:28:03.20	0	1s	+1	3°	9°
16	Tmp	120	16.235	11:28:36.73	11:28:36.37	0	0s	0	1°	3°
17	Tmp	131	0.801	11:51:27.02	11:51:27.27	0	0s	0	2°	3°
18	Tmp	143	16.962	12:07:02.65	12:06:58.39	0	4s	-4	18°	3°
19	Tmp	148	23.492	12:13:03.84	12:13:02.08	0	2s	-2	5°	3°
20	Tmp	159	0.568	12:29:31.80	12:29:33.77	0	2s	+2	11°	3°
21	Tmp	162	4.242	12:33:42.97	12:34:02.93	0	20s	[+20]	31°	3°
22	Tmp	168	6.391	12:37:40.45	12:37:38.21	0	2s	-2	4°	3°
Num	15	Pen	0	PCZ	2	Total PP	68	Col. Final	3°	





Performance Individual

PC	Tp	Trc	DistPC	Ideal	Passagem	Pen	Erro	Pontos	NoPC	AtePC
N	16	16 / Luciano Sales França / Kleber de Almeida Ribeiro								
		Cat / NL / Largada		CAAT / 16 / 08:16:00						
u	17°	CARAVAN								
m										
PC	Tp	Trc	DistPC	Ideal	Passagem	Pen	Erro	Pontos	NoPC	AtePC
1	Tmp	6	2.776	8:19:00.03	8:18:59.31	0	1s	-1	9°	38°
2	Tmp	9	6.542	8:22:04.27	8:22:36.89	0	33s	[+33]	38°	10°
3	Tmp	13	13.247	8:27:56.10	8:28:04.00	0	8s	+8	30°	24°
4	Tmp	17	18.181	8:32:10.65	8:32:12.88	0	2s	+2	10°	19°
5	Tmp	21	2.088	8:37:54.78	8:37:26.83	0	28s	-28	27°	25°
6	Tmp	34	9.872	8:47:23.60	8:47:34.94	0	11s	+11	16°	21°
7	Tmp	61	12.062	9:29:08.63	9:28:57.29	0	11s	-11	21°	21°
8	Tmp	67	18.115	9:36:55.74	9:36:57.14	0	1s	+1	13°	21°
9	Tmp	71	1.589	9:49:34.14	9:49:07.77	0	26s	-26	23°	19°
10	Tmp	76	7.210	9:56:34.61	9:56:31.34	0	3s	-3	11°	16°
11	Tmp	82	0.919	10:38:10.38	10:37:54.86	0	16s	-16	36°	17°
12	Tmp	93	12.222	10:49:42.02	10:49:34.98	0	7s	-7	22°	17°
13	Tmp	103	0.466	11:10:01.26	11:09:51.19	0	10s	-10	32°	17°
14	Tmp	109	6.197	11:17:03.40	11:16:53.61	0	10s	-10	29°	18°
15	Tmp	119	15.843	11:29:02.12	11:28:53.62	0	9s	-9	21°	17°
16	Tmp	120	16.235	11:29:36.73	11:29:23.56	0	13s	-13	23°	17°
17	Tmp	131	0.801	11:52:27.02	11:52:09.60	0	17s	-17	37°	18°
18	Tmp	143	16.962	12:08:02.65	12:08:03.26	0	1s	+1	5°	17°
19	Tmp	148	23.492	12:14:03.84	12:14:00.06	0	4s	-4	13°	17°
20	Tmp	159	0.568	12:30:31.80	12:30:12.68	0	19s	-19	34°	19°
21	Tmp	162	4.242	12:34:42.97	12:34:47.19	0	4s	+4	6°	17°
22	Tmp	168	6.391	12:38:40.45	12:38:23.87	0	17s	-17	10°	17°
Num	16	Pen	0	PCZ	0	Total PP	218	Col. Final	17°	



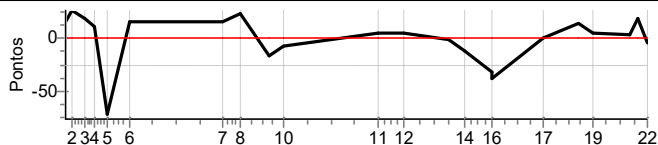


Performance Individual

PC	Tp	Trc	DistPC	Ideal	Passagem	Pen	Erro	Pontos	NoPC	AtePC
N u m	17	17 / Joao Henrique S.T.Fusco / Nilson Carlos da Silva								
		Cat / NL / Largada		CAAT / 17 / 08:17:00						
		ESCORT								

PC	Tp	Trc	DistPC	Ideal	Passagem	Pen	Erro	Pontos	NoPC	AtePC
1	Tmp	6	2.776	8:20:00.03	8:20:16.41	0	16s	+16	38 °	27 °
2	Tmp	9	6.542	8:23:04.27	8:23:30.53	0	26s	[+26]	33 °	38 °
3	Tmp	13	13.247	8:28:56.10	8:29:14.36	0	18s	+18	36 °	35 °
4	Tmp	17	18.181	8:33:10.65	8:33:20.60	0	10s	+10	30 °	34 °
5	Tmp	21	2.088	8:38:54.78	8:37:42.69	0	1m12s	-72	32 °	33 °
6	Tmp	34	9.872	8:48:23.60	8:48:39.41	0	16s	+16	20 °	26 °
7	Tmp	61	12.062	9:30:08.63	9:30:25.03	0	16s	+16	25 °	25 °
8	Tmp	67	18.115	9:37:55.74	9:38:18.90	0	23s	+23	33 °	26 °
9	Tmp	71	1.589	9:50:34.14	9:50:16.69	0	17s	-17	21 °	22 °
10	Tmp	76	7.210	9:57:34.61	9:57:27.57	0	7s	-7	16 °	22 °
11	Tmp	82	0.919	10:39:10.38	10:39:14.40	0	4s	+4	14 °	22 °
12	Tmp	93	12.222	10:50:42.02	10:50:47.27	0	5s	+5	17 °	21 °
13	Tmp	103	0.466	11:11:01.26	11:10:59.87	0	1s	-1	7 °	21 °
14	Tmp	109	6.197	11:18:03.40	11:17:50.83	0	13s	-13	33 °	21 °
15	Tmp	119	15.843	11:30:02.12	11:29:30.59	0	32s	-32	37 °	21 °
16	Tmp	120	16.235	11:30:36.73	11:29:59.09	0	38s	-38	36 °	21 °
17	Tmp	131	0.801	11:53:27.02	11:53:27.08	0	0s	0	1 °	21 °
18	Tmp	143	16.962	12:09:02.65	12:09:15.24	0	13s	+13	30 °	22 °
19	Tmp	148	23.492	12:15:03.84	12:15:07.58	0	4s	+4	12 °	20 °
20	Tmp	159	0.568	12:31:31.80	12:31:34.38	0	3s	+3	16 °	20 °
21	Tmp	162	4.242	12:35:42.97	12:36:00.55	0	18s	+18	30 °	20 °
22	Tmp	168	6.391	12:39:40.45	12:39:36.91	0	4s	-4	6 °	20 °

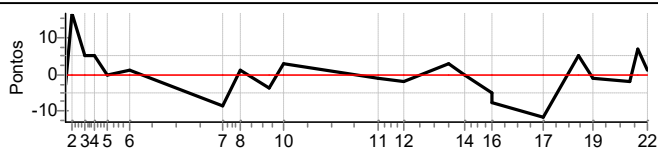
Num	17	Pen	0	PCZ	1	Total PP	330	Col. Final	20°
-----	----	-----	---	-----	---	----------	-----	------------	-----





Performance Individual

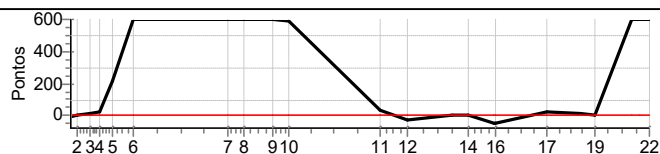
PC	Tp	Trc	DistPC	Ideal	Passagem	Pen	Erro	Pontos	NoPC	AtePC
N u m	19	19 / Nadim Jabur Filho / Wagner Rissardo								
		Cat / NL / Largada		CAAT / 19 / 08:19:00						
		4°		CHEVETTE						
PC	Tp	Trc	DistPC	Ideal	Passagem	Pen	Erro	Pontos	NoPC	AtePC
1	Tmp	6	2.776	8:22:00.03	8:21:57.32	0	3s	-3	20°	41°
2	Tmp	9	6.542	8:25:04.27	8:25:21.08	0	17s	[+17]	29°	22°
3	Tmp	13	13.247	8:30:56.10	8:31:01.00	0	5s	+5	22°	21°
4	Tmp	17	18.181	8:35:10.65	8:35:15.98	0	5s	+5	23°	21°
5	Tmp	21	2.088	8:40:54.78	8:40:55.27	0	0s	0	3°	16°
6	Tmp	34	9.872	8:50:23.60	8:50:24.31	0	1s	+1	1°	9°
7	Tmp	61	12.062	9:32:08.63	9:31:59.41	0	9s	-9	16°	10°
8	Tmp	67	18.115	9:39:55.74	9:39:56.71	0	1s	+1	12°	10°
9	Tmp	71	1.589	9:52:34.14	9:52:29.94	0	4s	-4	10°	10°
10	Tmp	76	7.210	9:59:34.61	9:59:37.88	0	3s	+3	10°	9°
11	Tmp	82	0.919	10:41:10.38	10:41:08.92	0	1s	-1	6°	6°
12	Tmp	93	12.222	10:52:42.02	10:52:40.09	0	2s	-2	5°	5°
13	Tmp	103	0.466	11:13:01.26	11:13:04.24	0	3s	+3	20°	6°
14	Tmp	109	6.197	11:20:03.40	11:20:03.78	0	0s	0	1°	6°
15	Tmp	119	15.843	11:32:02.12	11:31:57.59	0	5s	-5	15°	5°
16	Tmp	120	16.235	11:32:36.73	11:32:28.45	0	8s	-8	17°	4°
17	Tmp	131	0.801	11:55:27.02	11:55:15.09	0	12s	-12	32°	8°
18	Tmp	143	16.962	12:11:02.65	12:11:07.72	0	5s	+5	20°	9°
19	Tmp	148	23.492	12:17:03.84	12:17:02.79	0	1s	-1	2°	6°
20	Tmp	159	0.568	12:33:31.80	12:33:29.38	0	2s	-2	10°	7°
21	Tmp	162	4.242	12:37:42.97	12:37:50.00	0	7s	+7	13°	7°
22	Tmp	168	6.391	12:41:40.45	12:41:41.32	0	1s	+1	2°	4°
Num	19	Pen	0	PCZ	2	Total PP	78	Col. Final	4°	





Performance Individual

PC	Tp	Trc	DistPC	Ideal	Passagem	Pen	Erro	Pontos	NoPC	AtePC
N u m	20	20 / Glauberto Moderno Costa / Joao Vitor Moderno Costa								
		Cat / NL / Largada		CAAT / 20 / 08:20:00						
		C-14								
PC	Tp	Trc	DistPC	Ideal	Passagem	Pen	Erro	Pontos	NoPC	AtePC
1	Tmp	6	2.776	8:23:00.03	8:22:55.76	0	4s	-4	24 °	43 °
2	Tmp	9	6.542	8:26:04.27	8:26:06.43	0	2s	+2	2 °	23 °
3	Tmp	13	13.247	8:31:56.10	8:32:05.85	0	10s	+10	31 °	17 °
4	Tmp	17	18.181	8:36:10.65	8:36:38.09	0	27s	+27	36 °	25 °
5	Tmp	21	2.088	8:41:54.78	8:45:34.90	0	3m40s	+220	38 °	27 °
6	Tmp	34	9.872	8:51:23.60	9:03:32.17	0	12m09s	+600	45 °	33 °
7	Tmp	61	12.062	9:33:08.63	9:49:01.24	0	15m53s	+600	47 °	39 °
8	Tmp	67	18.115	9:40:55.74	9:56:04.84	0	15m09s	+600	47 °	42 °
9	Tmp	71	1.589	9:53:34.14	10:04:00.88	0	10m27s	+600	47 °	42 °
10	Tmp	76	7.210	10:00:34.61	10:10:24.16	0	9m50s	[+590]	42 °	41 °
11	Tmp	82	0.919	10:42:10.38	10:42:39.06	0	29s	+29	41 °	41 °
12	Tmp	93	12.222	10:53:42.02	10:53:12.32	0	30s	-30	40 °	41 °
13	Tmp	103	0.466	11:14:01.26	11:14:07.08	0	6s	+6	28 °	41 °
14	Tmp	109	6.197	11:21:03.40	11:21:10.29	0	7s	+7	28 °	41 °
15	Tmp	119	15.843	11:33:02.12	11:32:14.67	0	47s	-47	39 °	41 °
16	Tmp	120	16.235	11:33:36.73	11:32:50.84	0	46s	-46	40 °	41 °
17	Tmp	131	0.801	11:56:27.02	11:56:51.38	0	24s	+24	40 °	41 °
18	Tmp	143	16.962	12:12:02.65	12:12:11.59	0	9s	+9	27 °	41 °
19	Tmp	148	23.492	12:18:03.84	12:18:10.16	0	6s	+6	20 °	40 °
20	Tmp	159	0.568	12:34:31.80	12:47:36.54	0	13m05s	+600	48 °	41 °
21	Tmp	162	4.242	12:38:42.97	12:51:09.04	0	12m26s	+600	48 °	42 °
22	Tmp	168	6.391	12:42:40.45	12:53:53.90	0	11m13s	+600	48 °	42 °
Num	20	Pen	0	PCZ	0	Total PP	4667	Col. Final	42°	



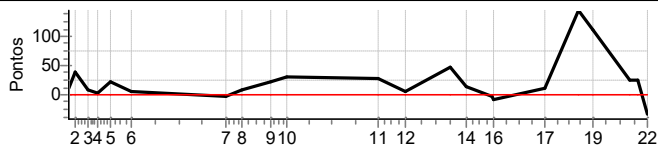


Performance Individual

PC	Tp	Trc	DistPC	Ideal	Passagem	Pen	Erro	Pontos	NoPC	AtePC
N u m	22	22 / Marcos Roberto Maciel / Catia Rejane F. de Werk								
		Cat / NL / Largada CAAT / 22 / 08:22:00								
		FUSCA								

PC	Tp	Trc	DistPC	Ideal	Passagem	Pen	Erro	Pontos	NoPC	AtePC
1	Tmp	6	2.776	8:25:00.03	8:25:08.65	0	9s	+9	34°	24°
2	Tmp	9	6.542	8:28:04.27	8:28:41.37	0	37s	+37	39°	36°
3	Tmp	13	13.247	8:33:56.10	8:34:02.95	0	7s	+7	28°	32°
4	Tmp	17	18.181	8:38:10.65	8:38:12.09	0	1s	+1	8°	27°
5	Tmp	21	2.088	8:43:54.78	8:44:17.19	0	22s	+22	25°	26°
6	Tmp	34	9.872	8:53:23.60	8:53:28.33	0	5s	+5	7°	19°
7	Tmp	61	12.062	9:35:08.63	9:35:03.87	0	5s	-5	12°	18°
8	Tmp	67	18.115	9:42:55.74	9:43:02.32	0	7s	+7	29°	19°
9	Tmp	71	1.589	9:55:34.14	9:55:53.75	0	20s	+20	22°	16°
10	Tmp	76	7.210	10:02:34.61	10:03:03.48	0	29s	+29	30°	18°
11	Tmp	82	0.919	10:44:10.38	10:44:38.72	0	28s	+28	40°	19°
12	Tmp	93	12.222	10:55:42.02	10:55:47.10	0	5s	+5	16°	19°
13	Tmp	103	0.466	11:16:01.26	11:16:48.21	0	47s	+47	38°	20°
14	Tmp	109	6.197	11:23:03.40	11:23:16.76	0	13s	+13	32°	20°
15	Tmp	119	15.843	11:35:02.12	11:34:59.37	0	3s	-3	10°	20°
16	Tmp	120	16.235	11:35:36.73	11:35:26.70	0	10s	-10	19°	20°
17	Tmp	131	0.801	11:58:27.02	11:58:36.76	0	10s	+10	29°	20°
18	Tmp	143	16.962	12:14:02.65	12:16:27.94	0	2m25s	[+145]	44°	20°
19	Tmp	148	23.492	12:20:03.84	12:21:54.57	0	1m51s	+111	42°	24°
20	Tmp	159	0.568	12:36:31.80	12:36:54.55	0	23s	+23	35°	23°
21	Tmp	162	4.242	12:40:42.97	12:41:05.76	0	23s	+23	33°	23°
22	Tmp	168	6.391	12:44:40.45	12:44:05.10	0	35s	-35	15°	23°

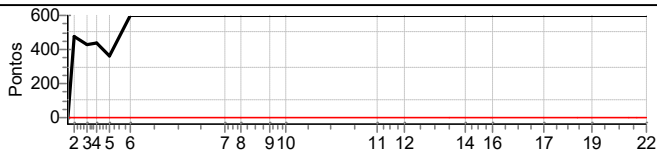
Num	22	Pen	0	PCZ	0	Total PP	450	Col. Final	23°
-----	----	-----	---	-----	---	----------	-----	------------	-----





Performance Individual

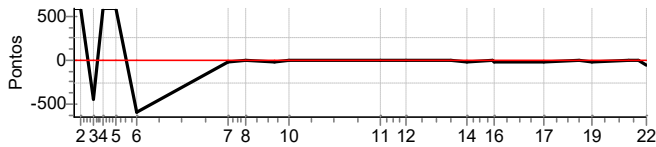
PC	Tp	Trc	DistPC	Ideal	Passagem	Pen	Erro	Pontos	NoPC	AtePC
N u m	23	23 / Emerson de Castro Monteiro / Priscila Teixeira Lima								
		Cat / NL / Largada CAAT / 23 / 08:23:00								
		OPALA								
PC	Tp	Trc	DistPC	Ideal	Passagem	Pen	Erro	Pontos	NoPC	AtePC
1	Tmp	6	2.776	8:26:00.03	8:25:54.41	0	6s	-6	30 °	45 °
2	Tmp	9	6.542	8:29:04.27	8:37:02.75	0	7m58s	[+478]	47 °	32 °
3	Tmp	13	13.247	8:34:56.10	8:42:09.44	0	7m13s	+433	47 °	46 °
4	Tmp	17	18.181	8:39:10.65	8:46:30.81	0	7m20s	+440	45 °	46 °
5	Tmp	21	2.088	8:44:54.78	8:50:59.79	0	6m05s	+365	42 °	47 °
6	Tmp	34	9.872	8:54:23.60	--:--:--	0		+600	44 °	47 °
7	Tmp	61	12.062	9:36:08.63	--:--:--	0		+600	46 °	47 °
8	Tmp	67	18.115	9:43:55.74	--:--:--	0		+600	46 °	47 °
9	Tmp	71	1.589	9:56:34.14	--:--:--	0		+600	46 °	48 °
10	Tmp	76	7.210	10:03:34.61	--:--:--	0		+600	47 °	48 °
11	Tmp	82	0.919	10:45:10.38	--:--:--	0		+600	47 °	48 °
12	Tmp	93	12.222	10:56:42.02	--:--:--	0		+600	47 °	48 °
13	Tmp	103	0.466	11:17:01.26	--:--:--	0		+600	47 °	48 °
14	Tmp	109	6.197	11:24:03.40	--:--:--	0		+600	47 °	48 °
15	Tmp	119	15.843	11:36:02.12	--:--:--	0		+600	47 °	48 °
16	Tmp	120	16.235	11:36:36.73	--:--:--	0		+600	47 °	48 °
17	Tmp	131	0.801	11:59:27.02	--:--:--	0		+600	48 °	48 °
18	Tmp	143	16.962	12:15:02.65	--:--:--	0		+600	48 °	48 °
19	Tmp	148	23.492	12:21:03.84	--:--:--	0		+600	48 °	48 °
20	Tmp	159	0.568	12:37:31.80	--:--:--	0		+600	47 °	48 °
21	Tmp	162	4.242	12:41:42.97	--:--:--	0		+600	47 °	48 °
22	Tmp	168	6.391	12:45:40.45	--:--:--	0		+600	47 °	48 °
Num	23	Pen	0	PCZ	0	Total PP	11444	Col. Final	48°	





Performance Individual

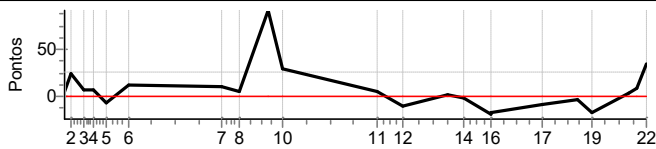
PC	Tp	Trc	DistPC	Ideal	Passagem	Pen	Erro	Pontos	NoPC	AtePC
N u m	24	24 / Vitor Natividade Horta / Gustavo Barbosa Lobato								
		Cat / NL / Largada CAAT / 24 / 08:24:00								
		MILLE ELX								
PC	Tp	Trc	DistPC	Ideal	Passagem	Pen	Erro	Pontos	NoPC	AtePC
1	Tmp	6	2.776	8:27:00.03	--:--:--	0		+600	48°	48°
2	Tmp	9	6.542	8:30:04.27	--:--:--	0		+600	48°	48°
3	Tmp	13	13.247	8:35:56.10	8:28:27.78	0	7m28s	-448	48°	48°
4	Tmp	17	18.181	8:40:10.65	--:--:--	0		+600	48°	48°
5	Tmp	21	2.088	8:45:54.78	--:--:--	0		+600	48°	48°
6	Tmp	34	9.872	8:55:23.60	8:42:32.42	0	12m51s	-600	43°	48°
7	Tmp	61	12.062	9:37:08.63	9:36:53.69	0	15s	-15	24°	48°
8	Tmp	67	18.115	9:44:55.74	9:44:57.52	0	2s	+2	18°	48°
9	Tmp	71	1.589	9:57:34.14	9:57:19.39	0	15s	-15	20°	46°
10	Tmp	76	7.210	10:04:34.61	10:04:27.40	0	7s	-7	15°	46°
11	Tmp	82	0.919	10:46:10.38	10:46:12.84	0	2s	+2	7°	43°
12	Tmp	93	12.222	10:57:42.02	10:57:34.76	0	7s	-7	21°	43°
13	Tmp	103	0.466	11:18:01.26	11:18:07.24	0	6s	[+6]	27°	43°
14	Tmp	109	6.197	11:25:03.40	11:24:51.09	0	12s	-12	31°	43°
15	Tmp	119	15.843	11:37:02.12	11:36:54.68	0	7s	-7	18°	43°
16	Tmp	120	16.235	11:37:36.73	11:37:23.48	0	13s	-13	22°	43°
17	Tmp	131	0.801	12:00:27.02	12:00:16.11	0	11s	-11	30°	43°
18	Tmp	143	16.962	12:16:02.65	12:16:05.49	0	3s	+3	14°	43°
19	Tmp	148	23.492	12:22:03.84	12:21:43.49	0	20s	-20	30°	43°
20	Tmp	159	0.568	12:38:31.80	12:38:32.86	0	1s	+1	4°	43°
21	Tmp	162	4.242	12:42:42.97	12:42:46.52	0	4s	+4	5°	40°
22	Tmp	168	6.391	12:46:40.45	12:45:41.30	0	59s	-59	33°	40°
Num	24	Pen	0	PCZ	0	Total PP	3626	Col. Final	40°	





Performance Individual

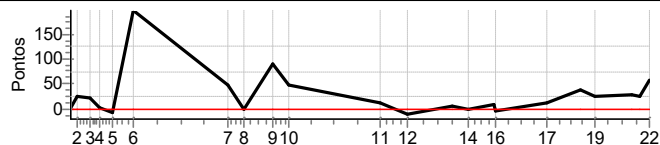
PC	Tp	Trc	DistPC	Ideal	Passagem	Pen	Erro	Pontos	NoPC	AtePC
N u m	26	26 / Joao Reinaldo de O. Abrahao / Valter Salvi								
		Cat / NL / Largada CAAT / 25 / 08:25:00								
		MUSTANG								
PC	Tp	Trc	DistPC	Ideal	Passagem	Pen	Erro	Pontos	NoPC	AtePC
1	Tmp	6	2.776	8:28:00.03	8:28:05.02	0	5s	+5	28 °	20 °
2	Tmp	9	6.542	8:31:04.27	8:31:28.47	0	24s	+24	31 °	31 °
3	Tmp	13	13.247	8:36:56.10	8:37:02.99	0	7s	+7	27 °	29 °
4	Tmp	17	18.181	8:41:10.65	8:41:16.43	0	6s	+6	26 °	29 °
5	Tmp	21	2.088	8:46:54.78	8:46:48.27	0	7s	-7	17 °	21 °
6	Tmp	34	9.872	8:56:23.60	8:56:35.56	0	12s	+12	18 °	16 °
7	Tmp	61	12.062	9:38:08.63	9:38:19.93	0	11s	+11	20 °	17 °
8	Tmp	67	18.115	9:45:55.74	9:46:01.21	0	5s	+5	27 °	18 °
9	Tmp	71	1.589	9:58:34.14	10:00:05.61	0	1m31s	[+91]	30 °	17 °
10	Tmp	76	7.210	10:05:34.61	10:06:03.60	0	29s	+29	29 °	19 °
11	Tmp	82	0.919	10:47:10.38	10:47:14.92	0	5s	+5	18 °	18 °
12	Tmp	93	12.222	10:58:42.02	10:58:31.17	0	11s	-11	35 °	18 °
13	Tmp	103	0.466	11:19:01.26	11:19:03.55	0	2s	+2	13 °	18 °
14	Tmp	109	6.197	11:26:03.40	11:26:01.53	0	2s	-2	19 °	17 °
15	Tmp	119	15.843	11:38:02.12	11:37:43.35	0	19s	-19	33 °	18 °
16	Tmp	120	16.235	11:38:36.73	11:38:19.55	0	17s	-17	27 °	18 °
17	Tmp	131	0.801	12:01:27.02	12:01:19.28	0	8s	-8	22 °	17 °
18	Tmp	143	16.962	12:17:02.65	12:16:59.05	0	4s	-4	17 °	18 °
19	Tmp	148	23.492	12:23:03.84	12:22:45.94	0	18s	-18	26 °	19 °
20	Tmp	159	0.568	12:39:31.80	12:39:34.49	0	3s	+3	15 °	17 °
21	Tmp	162	4.242	12:43:42.97	12:43:50.88	0	8s	+8	18 °	19 °
22	Tmp	168	6.391	12:47:40.45	12:48:15.24	0	35s	+35	14 °	18 °
Num	26	Pen	0	PCZ	0	Total PP	238	Col. Final	18°	





Performance Individual

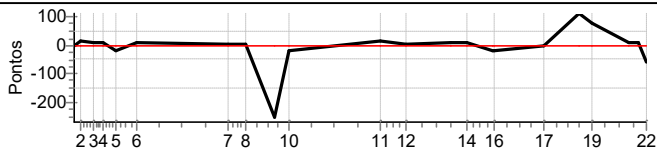
PC	Tp	Trc	DistPC	Ideal	Passagem	Pen	Erro	Pontos	NoPC	AtePC
N u m	27	27 / Pedro Marques Salvi / Valentin Done								
		Cat / NL / Largada		CAAT / 26 / 08:26:00						
						147 L				
PC	Tp	Trc	DistPC	Ideal	Passagem	Pen	Erro	Pontos	NoPC	AtePC
1	Tmp	6	2.776	8:29:00.03	8:29:02.50	0	2s	+2	15 °	10 °
2	Tmp	9	6.542	8:32:04.27	8:32:30.29	0	26s	+26	32 °	17 °
3	Tmp	13	13.247	8:37:56.10	8:38:18.57	0	22s	+22	37 °	33 °
4	Tmp	17	18.181	8:42:10.65	8:42:13.94	0	3s	+3	18 °	32 °
5	Tmp	21	2.088	8:47:54.78	8:47:46.78	0	8s	-8	20 °	23 °
6	Tmp	34	9.872	8:57:23.60	9:00:40.27	0	3m17s	[+197]	28 °	23 °
7	Tmp	61	12.062	9:39:08.63	9:39:57.06	0	48s	+48	30 °	24 °
8	Tmp	67	18.115	9:46:55.74	9:46:56.02	0	0s	0	3 °	24 °
9	Tmp	71	1.589	9:59:34.14	10:01:05.01	0	1m31s	+91	29 °	23 °
10	Tmp	76	7.210	10:06:34.61	10:07:22.05	0	47s	+47	34 °	23 °
11	Tmp	82	0.919	10:48:10.38	10:48:22.27	0	12s	+12	33 °	23 °
12	Tmp	93	12.222	10:59:42.02	10:59:32.01	0	10s	-10	32 °	23 °
13	Tmp	103	0.466	11:20:01.26	11:20:05.95	0	5s	+5	25 °	23 °
14	Tmp	109	6.197	11:27:03.40	11:27:02.18	0	1s	-1	7 °	23 °
15	Tmp	119	15.843	11:39:02.12	11:39:13.12	0	11s	+11	25 °	23 °
16	Tmp	120	16.235	11:39:36.73	11:39:35.04	0	2s	-2	2 °	22 °
17	Tmp	131	0.801	12:02:27.02	12:02:41.50	0	14s	+14	34 °	23 °
18	Tmp	143	16.962	12:18:02.65	12:18:39.90	0	37s	+37	36 °	23 °
19	Tmp	148	23.492	12:24:03.84	12:24:28.57	0	25s	+25	33 °	22 °
20	Tmp	159	0.568	12:40:31.80	12:41:00.34	0	29s	+29	36 °	24 °
21	Tmp	162	4.242	12:44:42.97	12:45:09.28	0	26s	+26	36 °	24 °
22	Tmp	168	6.391	12:48:40.45	12:49:37.47	0	57s	+57	29 °	24 °
Num	27	Pen	0	PCZ	1	Total PP	476	Col. Final	24 °	





Performance Individual

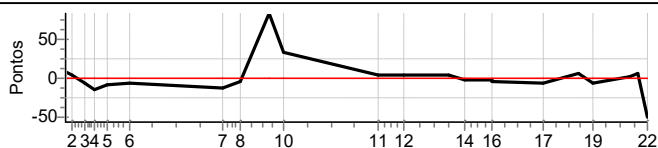
PC	Tp	Trc	DistPC	Ideal	Passagem	Pen	Erro	Pontos	NoPC	AtePC
N u m	29	29 / Sergio A. F. de Toledo / Ana Clara F. F. de Toledo								
		Cat / NL / Largada		CAAT / 27 / 08:27:00						
		GTS								
PC	Tp	Trc	DistPC	Ideal	Passagem	Pen	Erro	Pontos	NoPC	AtePC
1	Tmp	6	2.776	8:30:00.03	8:29:58.24	0	2s	-2	14 °	40 °
2	Tmp	9	6.542	8:33:04.27	8:33:20.29	0	16s	+16	28 °	16 °
3	Tmp	13	13.247	8:38:56.10	8:39:03.26	0	7s	+7	26 °	23 °
4	Tmp	17	18.181	8:43:10.65	8:43:17.66	0	7s	+7	27 °	24 °
5	Tmp	21	2.088	8:48:54.78	8:48:32.92	0	22s	-22	24 °	24 °
6	Tmp	34	9.872	8:58:23.60	8:58:30.66	0	7s	+7	13 °	20 °
7	Tmp	61	12.062	9:40:08.63	9:40:11.97	0	3s	+3	7 °	16 °
8	Tmp	67	18.115	9:47:55.74	9:47:56.28	0	1s	+1	11 °	16 °
9	Tmp	71	1.589	10:00:34.14	9:56:23.13	0	4m11s	-251	38 °	26 °
10	Tmp	76	7.210	10:07:34.61	10:07:17.50	0	17s	-17	26 °	25 °
11	Tmp	82	0.919	10:49:10.38	10:49:23.11	0	13s	+13	35 °	25 °
12	Tmp	93	12.222	11:00:42.02	11:00:46.23	0	4s	+4	14 °	25 °
13	Tmp	103	0.466	11:21:01.26	11:21:09.20	0	8s	+8	30 °	25 °
14	Tmp	109	6.197	11:28:03.40	11:28:09.08	0	6s	+6	25 °	25 °
15	Tmp	119	15.843	11:40:02.12	11:39:43.31	0	19s	-19	32 °	25 °
16	Tmp	120	16.235	11:40:36.73	11:40:17.48	0	19s	-19	29 °	25 °
17	Tmp	131	0.801	12:03:27.02	12:03:22.91	0	4s	-4	11 °	25 °
18	Tmp	143	16.962	12:19:02.65	12:20:53.13	0	1m50s	[+110]	42 °	25 °
19	Tmp	148	23.492	12:25:03.84	12:26:18.73	0	1m15s	+75	39 °	25 °
20	Tmp	159	0.568	12:41:31.80	12:41:39.87	0	8s	+8	31 °	25 °
21	Tmp	162	4.242	12:45:42.97	12:45:50.80	0	8s	+8	17 °	25 °
22	Tmp	168	6.391	12:49:40.45	12:48:41.03	0	59s	-59	32 °	25 °
Num	29	Pen	0	PCZ	0	Total PP	556	Col. Final	25°	





Performance Individual

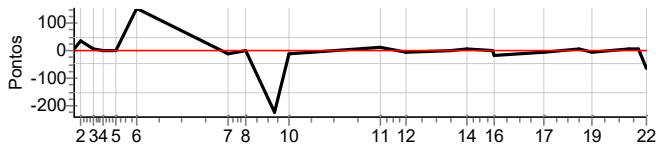
PC	Tp	Trc	DistPC	Ideal	Passagem	Pen	Erro	Pontos	NoPC	AtePC
N u m	30	30 / Maria. A. F. T. Pastorelli / João Luiz de T. Pastorelli								
		Cat / NL / Largada		CAAT / 28 / 08:28:00						
		BRASILIA								
PC	Tp	Trc	DistPC	Ideal	Passagem	Pen	Erro	Pontos	NoPC	AtePC
1	Tmp	6	2.776	8:31:00.03	8:31:08.06	0	8s	+8	33°	23°
2	Tmp	9	6.542	8:34:04.27	8:34:09.70	0	5s	+5	15°	30°
3	Tmp	13	13.247	8:39:56.10	8:39:48.71	0	7s	-7	25°	28°
4	Tmp	17	18.181	8:44:10.65	8:43:55.54	0	15s	-15	32°	31°
5	Tmp	21	2.088	8:49:54.78	8:49:46.40	0	8s	-8	19°	22°
6	Tmp	34	9.872	8:59:23.60	8:59:18.06	0	6s	-6	9°	18°
7	Tmp	61	12.062	9:41:08.63	9:40:56.93	0	12s	-12	23°	20°
8	Tmp	67	18.115	9:48:55.74	9:48:51.54	0	4s	-4	25°	20°
9	Tmp	71	1.589	10:01:34.14	10:02:56.36	0	1m22s	[+82]	27°	14°
10	Tmp	76	7.210	10:08:34.61	10:09:06.45	0	32s	+32	32°	17°
11	Tmp	82	0.919	10:50:10.38	10:50:14.03	0	4s	+4	13°	16°
12	Tmp	93	12.222	11:01:42.02	11:01:46.06	0	4s	+4	13°	16°
13	Tmp	103	0.466	11:22:01.26	11:22:05.44	0	4s	+4	23°	16°
14	Tmp	109	6.197	11:29:03.40	11:29:01.88	0	2s	-2	18°	16°
15	Tmp	119	15.843	11:41:02.12	11:41:00.42	0	2s	-2	6°	15°
16	Tmp	120	16.235	11:41:36.73	11:41:34.19	0	3s	-3	4°	15°
17	Tmp	131	0.801	12:04:27.02	12:04:21.14	0	6s	-6	17°	15°
18	Tmp	143	16.962	12:20:02.65	12:20:08.79	0	6s	+6	22°	15°
19	Tmp	148	23.492	12:26:03.84	12:25:56.66	0	7s	-7	21°	15°
20	Tmp	159	0.568	12:42:31.80	12:42:34.28	0	2s	+2	9°	15°
21	Tmp	162	4.242	12:46:42.97	12:46:49.19	0	6s	+6	10°	15°
22	Tmp	168	6.391	12:50:40.45	12:49:51.36	0	49s	-49	21°	15°
Num	30	Pen	0	PCZ	0	Total PP	192	Col. Final	15°	





Performance Individual

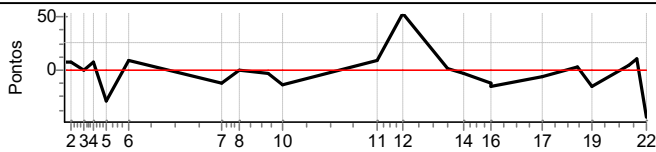
PC	Tp	Trc	DistPC	Ideal	Passagem	Pen	Erro	Pontos	NoPC	AtePC
N u m	31	31 / Jose Wilmar de Mello J. Filho / Sergio Medeiros								
		Cat / NL / Largada		CAAT / 29 / 08:29:00						
		22°		FUSCA						
PC	Tp	Trc	DistPC	Ideal	Passagem	Pen	Erro	Pontos	NoPC	AtePC
1	Tmp	6	2.776	8:32:00.03	8:32:02.30	0	2s	+2	13°	9°
2	Tmp	9	6.542	8:35:04.27	8:35:35.72	0	31s	+31	36°	18°
3	Tmp	13	13.247	8:40:56.10	8:40:58.71	0	3s	+3	17°	14°
4	Tmp	17	18.181	8:45:10.65	8:45:11.94	0	1s	+1	7°	8°
5	Tmp	21	2.088	8:50:54.78	8:50:51.63	0	3s	-3	14°	10°
6	Tmp	34	9.872	9:00:23.60	9:02:55.26	0	2m32s	[+152]	26°	17°
7	Tmp	61	12.062	9:42:08.63	9:41:57.78	0	11s	-11	19°	19°
8	Tmp	67	18.115	9:49:55.74	9:49:54.92	0	1s	-1	10°	17°
9	Tmp	71	1.589	10:02:34.14	9:58:47.79	0	3m46s	-226	37°	24°
10	Tmp	76	7.210	10:09:34.61	10:09:22.54	0	12s	-12	22°	24°
11	Tmp	82	0.919	10:51:10.38	10:51:22.98	0	13s	+13	34°	24°
12	Tmp	93	12.222	11:02:42.02	11:02:33.97	0	8s	-8	28°	24°
13	Tmp	103	0.466	11:23:01.26	11:23:00.47	0	1s	-1	6°	24°
14	Tmp	109	6.197	11:30:03.40	11:30:06.15	0	3s	+3	21°	24°
15	Tmp	119	15.843	11:42:02.12	11:41:57.83	0	4s	-4	13°	24°
16	Tmp	120	16.235	11:42:36.73	11:42:14.70	0	22s	-22	32°	24°
17	Tmp	131	0.801	12:05:27.02	12:05:18.67	0	8s	-8	21°	24°
18	Tmp	143	16.962	12:21:02.65	12:21:08.47	0	6s	+6	21°	24°
19	Tmp	148	23.492	12:27:03.84	12:26:53.45	0	10s	-10	23°	23°
20	Tmp	159	0.568	12:43:31.80	12:43:35.79	0	4s	+4	22°	22°
21	Tmp	162	4.242	12:47:42.97	12:47:48.23	0	5s	+5	7°	21°
22	Tmp	168	6.391	12:51:40.45	12:50:33.85	0	1m07s	-67	39°	22°
Num	31	Pen	0	PCZ	0	Total PP	441	Col. Final	22°	





Performance Individual

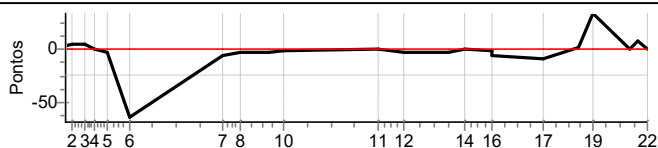
PC	Tp	Trc	DistPC	Ideal	Passagem	Pen	Erro	Pontos	NoPC	AtePC
N	32	32 / Paulo Vicente Jorge / Helmar P. Sarandy								
		Cat / NL / Largada		CAAT / 30 / 08:30:00						
		FUSCA								
u	16°									
m										
PC	Tp	Trc	DistPC	Ideal	Passagem	Pen	Erro	Pontos	NoPC	AtePC
1	Tmp	6	2.776	8:33:00.03	8:33:07.81	0	8s	+8	32°	22°
2	Tmp	9	6.542	8:36:04.27	8:36:11.99	0	8s	+8	23°	34°
3	Tmp	13	13.247	8:41:56.10	8:41:56.84	0	1s	+1	3°	22°
4	Tmp	17	18.181	8:46:10.65	8:46:18.73	0	8s	+8	28°	26°
5	Tmp	21	2.088	8:51:54.78	8:51:26.75	0	28s	-28	26°	28°
6	Tmp	34	9.872	9:01:23.60	9:01:32.56	0	9s	+9	14°	22°
7	Tmp	61	12.062	9:43:08.63	9:42:58.09	0	11s	-11	18°	22°
8	Tmp	67	18.115	9:50:55.74	9:50:56.78	0	1s	+1	9°	22°
9	Tmp	71	1.589	10:03:34.14	10:03:31.72	0	2s	-2	5°	15°
10	Tmp	76	7.210	10:10:34.61	10:10:21.71	0	13s	-13	23°	14°
11	Tmp	82	0.919	10:52:10.38	10:52:19.78	0	9s	+9	28°	15°
12	Tmp	93	12.222	11:03:42.02	11:04:35.48	0	53s	[+53]	42°	15°
13	Tmp	103	0.466	11:24:01.26	11:24:03.66	0	2s	+2	12°	15°
14	Tmp	109	6.197	11:31:03.40	11:31:01.13	0	2s	-2	17°	15°
15	Tmp	119	15.843	11:43:02.12	11:42:50.25	0	12s	-12	27°	16°
16	Tmp	120	16.235	11:43:36.73	11:43:21.78	0	15s	-15	25°	16°
17	Tmp	131	0.801	12:06:27.02	12:06:21.03	0	6s	-6	16°	16°
18	Tmp	143	16.962	12:22:02.65	12:22:07.01	0	4s	+4	16°	16°
19	Tmp	148	23.492	12:28:03.84	12:27:49.01	0	15s	-15	25°	16°
20	Tmp	159	0.568	12:44:31.80	12:44:36.99	0	5s	+5	25°	16°
21	Tmp	162	4.242	12:48:42.97	12:48:53.78	0	11s	+11	23°	16°
22	Tmp	168	6.391	12:52:40.45	12:51:57.02	0	43s	-43	19°	16°
Num	32	Pen	0	PCZ	0	Total PP	213	Col. Final	16°	





Performance Individual

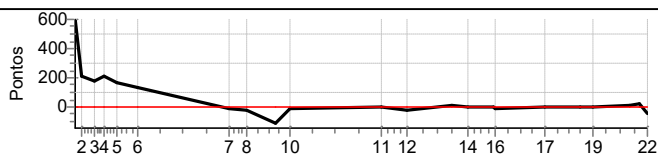
PC	Tp	Trc	DistPC	Ideal	Passagem	Pen	Erro	Pontos	NoPC	AtePC
N u m	33	33 / Thiago Benfica / Sylvio Eduardo O. Martins								
		Cat / NL / Largada		CAAT / 31 / 08:31:00						
		6°		GTE						
PC	Tp	Trc	DistPC	Ideal	Passagem	Pen	Erro	Pontos	NoPC	AtePC
1	Tmp	6	2.776	8:34:00.03	8:34:03.22	0	3s	+3	19°	14°
2	Tmp	9	6.542	8:37:04.27	8:37:08.40	0	4s	+4	13°	20°
3	Tmp	13	13.247	8:42:56.10	8:43:00.02	0	4s	+4	20°	18°
4	Tmp	17	18.181	8:47:10.65	8:47:10.86	0	0s	0	2°	10°
5	Tmp	21	2.088	8:52:54.78	8:52:52.26	0	3s	-3	13°	11°
6	Tmp	34	9.872	9:02:23.60	9:01:20.21	0	1m03s	-63	23°	24°
7	Tmp	61	12.062	9:44:08.63	9:44:01.44	0	7s	-7	15°	23°
8	Tmp	67	18.115	9:51:55.74	9:51:51.70	0	4s	-4	24°	23°
9	Tmp	71	1.589	10:04:34.14	10:04:31.13	0	3s	-3	8°	18°
10	Tmp	76	7.210	10:11:34.61	10:11:32.81	0	2s	-2	7°	15°
11	Tmp	82	0.919	10:53:10.38	10:53:10.36	0	0s	0	3°	14°
12	Tmp	93	12.222	11:04:42.02	11:04:38.32	0	4s	-4	12°	14°
13	Tmp	103	0.466	11:25:01.26	11:24:57.86	0	3s	-3	19°	14°
14	Tmp	109	6.197	11:32:03.40	11:32:02.23	0	1s	-1	6°	14°
15	Tmp	119	15.843	11:44:02.12	11:44:00.41	0	2s	-2	5°	14°
16	Tmp	120	16.235	11:44:36.73	11:44:30.99	0	6s	-6	12°	14°
17	Tmp	131	0.801	12:07:27.02	12:07:17.60	0	9s	-9	25°	14°
18	Tmp	143	16.962	12:23:02.65	12:23:03.72	0	1s	+1	4°	14°
19	Tmp	148	23.492	12:29:03.84	12:29:36.26	0	32s	[+32]	36°	14°
20	Tmp	159	0.568	12:45:31.80	12:45:31.57	0	0s	0	1°	14°
21	Tmp	162	4.242	12:49:42.97	12:49:50.43	0	7s	+7	12°	14°
22	Tmp	168	6.391	12:53:40.45	12:53:39.99	0	0s	0	1°	6°
Num	33	Pen	0	PCZ	4	Total PP	126	Col. Final	6°	





Performance Individual

PC	Tp	Trc	DistPC	Ideal	Passagem	Pen	Erro	Pontos	NoPC	AtePC
N	34	34 / Jose Carlos Barbosa / Emil Zapala Stegle								
		Cat / NL / Largada CAAT / 32 / 08:32:00								
		JEEP								
u	34°									
m										
PC	Tp	Trc	DistPC	Ideal	Passagem	Pen	Erro	Pontos	NoPC	AtePC
1	Tmp	6	2.776	8:35:00.03	--:--:--	0		+600	47°	47°
2	Tmp	9	6.542	8:38:04.27	8:41:36.15	0	3m32s	[+212]	46°	47°
3	Tmp	13	13.247	8:43:56.10	8:46:50.39	0	2m54s	+174	46°	47°
4	Tmp	17	18.181	8:48:10.65	8:51:39.48	0	3m29s	+209	43°	47°
5	Tmp	21	2.088	8:53:54.78	8:56:39.69	0	2m45s	+165	36°	45°
6	Tmp	34	9.872	9:03:23.60	9:05:31.75	0	2m08s	+128	25°	44°
7	Tmp	61	12.062	9:45:08.63	9:44:56.24	0	12s	-12	22°	40°
8	Tmp	67	18.115	9:52:55.74	9:52:29.60	0	26s	-26	34°	37°
9	Tmp	71	1.589	10:05:34.14	10:03:43.24	0	1m51s	-111	31°	37°
10	Tmp	76	7.210	10:12:34.61	10:12:25.79	0	9s	-9	19°	36°
11	Tmp	82	0.919	10:54:10.38	10:54:13.86	0	3s	+3	10°	35°
12	Tmp	93	12.222	11:05:42.02	11:05:23.49	0	19s	-19	38°	35°
13	Tmp	103	0.466	11:26:01.26	11:26:10.75	0	9s	+9	31°	35°
14	Tmp	109	6.197	11:33:03.40	11:33:05.40	0	2s	+2	16°	35°
15	Tmp	119	15.843	11:45:02.12	11:45:04.99	0	3s	+3	9°	35°
16	Tmp	120	16.235	11:45:36.73	11:45:28.99	0	8s	-8	16°	35°
17	Tmp	131	0.801	12:08:27.02	12:08:24.24	0	3s	-3	8°	35°
18	Tmp	143	16.962	12:24:02.65	12:24:05.55	0	3s	+3	13°	35°
19	Tmp	148	23.492	12:30:03.84	12:29:59.71	0	4s	-4	11°	34°
20	Tmp	159	0.568	12:46:31.80	12:46:41.29	0	9s	+9	32°	34°
21	Tmp	162	4.242	12:50:42.97	12:51:03.97	0	21s	+21	32°	34°
22	Tmp	168	6.391	12:54:40.45	12:53:57.33	0	43s	-43	18°	34°
Num	34	Pen	0	PCZ	0	Total PP	1561	Col. Final	34°	



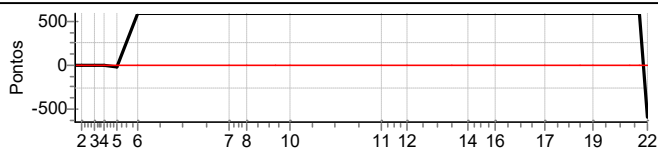


Performance Individual

PC	Tp	Trc	DistPC	Ideal	Passagem	Pen	Erro	Pontos	NoPC	AtePC
N	36	36 / Antonio Geraldo Rodrigues / Joao Rafael M. Rodrigues								
		Cat / NL / Largada		CAAT / 34 / 08:34:00						
u	46°	VARIANT								

PC	Tp	Trc	DistPC	Ideal	Passagem	Pen	Erro	Pontos	NoPC	AtePC
1	Tmp	6	2.776	8:37:00.03	8:36:58.79	0	1s	-1	8°	37°
2	Tmp	9	6.542	8:40:04.27	8:40:10.44	0	6s	[+6]	19°	7°
3	Tmp	13	13.247	8:45:56.10	8:45:52.72	0	3s	-3	16°	9°
4	Tmp	17	18.181	8:50:10.65	8:50:09.38	0	1s	-1	6°	6°
5	Tmp	21	2.088	8:55:54.78	8:55:38.56	0	16s	-16	23°	20°
6	Tmp	34	9.872	9:05:23.60	--:--:--	0		+600	42°	31°
7	Tmp	61	12.062	9:47:08.63	--:--:--	0		+600	45°	37°
8	Tmp	67	18.115	9:54:55.74	--:--:--	0		+600	45°	41°
9	Tmp	71	1.589	10:07:34.14	--:--:--	0		+600	45°	41°
10	Tmp	76	7.210	10:14:34.61	--:--:--	0		+600	46°	42°
11	Tmp	82	0.919	10:56:10.38	--:--:--	0		+600	46°	44°
12	Tmp	93	12.222	11:07:42.02	--:--:--	0		+600	46°	44°
13	Tmp	103	0.466	11:28:01.26	--:--:--	0		+600	46°	45°
14	Tmp	109	6.197	11:35:03.40	--:--:--	0		+600	46°	45°
15	Tmp	119	15.843	11:47:02.12	--:--:--	0		+600	46°	45°
16	Tmp	120	16.235	11:47:36.73	--:--:--	0		+600	46°	45°
17	Tmp	131	0.801	12:10:27.02	--:--:--	0		+600	47°	46°
18	Tmp	143	16.962	12:26:02.65	--:--:--	0		+600	47°	46°
19	Tmp	148	23.492	12:32:03.84	--:--:--	0		+600	47°	46°
20	Tmp	159	0.568	12:48:31.80	--:--:--	0		+600	46°	46°
21	Tmp	162	4.242	12:52:42.97	--:--:--	0		+600	46°	46°
22	Tmp	168	6.391	12:56:40.45	11:30:38.40	0	01h26m	-600	46°	46°

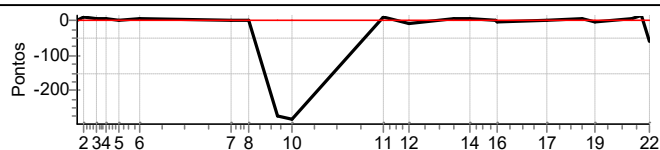
Num	36	Pen	0	PCZ	0	Total PP	10221	Col. Final	46°
------------	-----------	------------	----------	------------	----------	-----------------	--------------	-------------------	------------





Performance Individual

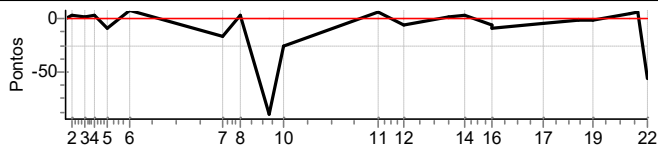
PC	Tp	Trc	DistPC	Ideal	Passagem	Pen	Erro	Pontos	NoPC	AtePC
N u m	37	37 / Ivam Charleux da Silva / Paulo Cesar da Silva								
		Cat / NL / Largada		CAAT / 35 / 08:35:00						
		COUGAR								
PC	Tp	Trc	DistPC	Ideal	Passagem	Pen	Erro	Pontos	NoPC	AtePC
1	Tmp	6	2.776	8:38:00.03	8:37:59.06	0	1s	-1	7°	36°
2	Tmp	9	6.542	8:41:04.27	8:41:14.38	0	10s	+10	27°	9°
3	Tmp	13	13.247	8:46:56.10	8:46:59.72	0	4s	+4	19°	13°
4	Tmp	17	18.181	8:51:10.65	8:51:13.47	0	3s	+3	17°	16°
5	Tmp	21	2.088	8:56:54.78	8:56:52.68	0	2s	-2	11°	13°
6	Tmp	34	9.872	9:06:23.60	9:06:27.83	0	4s	+4	6°	8°
7	Tmp	61	12.062	9:48:08.63	9:48:07.44	0	1s	-1	3°	5°
8	Tmp	67	18.115	9:55:55.74	9:55:55.51	0	0s	0	2°	5°
9	Tmp	71	1.589	10:08:34.14	10:04:03.89	0	4m30s	-270	40°	25°
10	Tmp	76	7.210	10:15:34.61	10:10:53.25	0	4m41s	-281	40°	27°
11	Tmp	82	0.919	10:57:10.38	10:57:19.07	0	9s	+9	27°	27°
12	Tmp	93	12.222	11:08:42.02	11:08:33.75	0	8s	-8	27°	27°
13	Tmp	103	0.466	11:29:01.26	11:29:04.08	0	3s	+3	18°	27°
14	Tmp	109	6.197	11:36:03.40	11:36:05.21	0	2s	+2	15°	27°
15	Tmp	119	15.843	11:48:02.12	11:48:01.39	0	1s	-1	2°	27°
16	Tmp	120	16.235	11:48:36.73	11:48:32.58	0	4s	-4	6°	27°
17	Tmp	131	0.801	12:11:27.02	12:11:27.71	0	1s	+1	4°	27°
18	Tmp	143	16.962	12:27:02.65	12:27:04.25	0	2s	+2	9°	27°
19	Tmp	148	23.492	12:33:03.84	12:32:57.60	0	6s	-6	19°	27°
20	Tmp	159	0.568	12:49:31.80	12:49:37.88	0	6s	+6	27°	27°
21	Tmp	162	4.242	12:53:42.97	12:53:55.88	0	13s	[+13]	26°	27°
22	Tmp	168	6.391	12:57:40.45	12:56:41.74	0	59s	-59	31°	27°
Num	37	Pen	0	PCZ	1	Total PP	677	Col. Final	27°	





Performance Individual

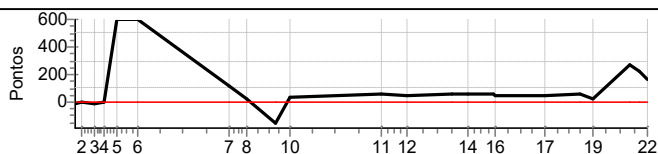
PC	Tp	Trc	DistPC	Ideal	Passagem	Pen	Erro	Pontos	NoPC	AtePC
N u m	38	38 / Roberto Penaranda Coimbra / Reggis Brum								
		Cat / NL / Largada CAAT / 36 / 08:36:00								
		UNO 1.6								
PC	Tp	Trc	DistPC	Ideal	Passagem	Pen	Erro	Pontos	NoPC	AtePC
1	Tmp	6	2.776	8:39:00.03	8:39:00.48	0	0s	0	1°	1°
2	Tmp	9	6.542	8:42:04.27	8:42:07.19	0	3s	+3	6°	1°
3	Tmp	13	13.247	8:47:56.10	8:47:57.33	0	1s	+1	2°	1°
4	Tmp	17	18.181	8:52:10.65	8:52:13.25	0	3s	+3	16°	3°
5	Tmp	21	2.088	8:57:54.78	8:57:46.16	0	9s	-9	21°	15°
6	Tmp	34	9.872	9:07:23.60	9:07:30.81	0	7s	[+7]	12°	11°
7	Tmp	61	12.062	9:49:08.63	9:48:51.91	0	17s	-17	27°	14°
8	Tmp	67	18.115	9:56:55.74	9:56:58.66	0	3s	+3	22°	14°
9	Tmp	71	1.589	10:09:34.14	10:08:05.97	0	1m28s	-88	28°	20°
10	Tmp	76	7.210	10:16:34.61	10:16:08.41	0	26s	-26	27°	20°
11	Tmp	82	0.919	10:58:10.38	10:58:16.79	0	6s	+6	21°	20°
12	Tmp	93	12.222	11:09:42.02	11:09:35.07	0	7s	-7	20°	20°
13	Tmp	103	0.466	11:30:01.26	11:30:02.68	0	1s	+1	5°	19°
14	Tmp	109	6.197	11:37:03.40	11:37:05.70	0	2s	+2	14°	19°
15	Tmp	119	15.843	11:49:02.12	11:48:54.85	0	7s	-7	17°	19°
16	Tmp	120	16.235	11:49:36.73	11:49:26.65	0	10s	-10	18°	19°
17	Tmp	131	0.801	12:12:27.02	12:12:21.77	0	5s	-5	14°	19°
18	Tmp	143	16.962	12:28:02.65	12:28:00.48	0	2s	-2	8°	19°
19	Tmp	148	23.492	12:34:03.84	12:34:01.70	0	2s	-2	4°	18°
20	Tmp	159	0.568	12:50:31.80	12:50:36.29	0	4s	+4	21°	18°
21	Tmp	162	4.242	12:54:42.97	12:54:49.13	0	6s	+6	9°	18°
22	Tmp	168	6.391	12:58:40.45	12:57:45.37	0	55s	-55	27°	19°
Num	38	Pen	0	PCZ	1	Total PP	257	Col. Final	19°	





Performance Individual

PC	Tp	Trc	DistPC	Ideal	Passagem	Pen	Erro	Pontos	NoPC	AtePC
N u m	39	39 / Leticia Araujo Cesar Mine / Cassio A. Cesar Mine								
		Cat / NL / Largada CAAT / 37 / 08:37:00								
		PHOENIX								
PC	Tp	Trc	DistPC	Ideal	Passagem	Pen	Erro	Pontos	NoPC	AtePC
1	Tmp	6	2.776	8:40:00.03	8:39:49.52	0	11s	-11	36 °	46 °
2	Tmp	9	6.542	8:43:04.27	8:43:01.46	0	3s	-3	5 °	37 °
3	Tmp	13	13.247	8:48:56.10	8:48:44.75	0	11s	-11	32 °	34 °
4	Tmp	17	18.181	8:53:10.65	8:53:11.03	0	0s	0	1 °	30 °
5	Tmp	21	2.088	8:58:54.78	--:--:--:--	0		+600	47 °	43 °
6	Tmp	34	9.872	9:08:23.60	9:25:36.28	0	17m13s	+600	41 °	43 °
7	Tmp	61	12.062	9:50:08.63	9:51:59.26	0	1m51s	+111	36 °	38 °
8	Tmp	67	18.115	9:57:55.74	9:58:18.37	0	23s	+23	32 °	36 °
9	Tmp	71	1.589	10:10:34.14	10:07:54.78	0	2m39s	-159	33 °	36 °
10	Tmp	76	7.210	10:17:34.61	10:18:01.98	0	27s	+27	28 °	35 °
11	Tmp	82	0.919	10:59:10.38	11:00:08.25	0	58s	+58	43 °	37 °
12	Tmp	93	12.222	11:10:42.02	11:11:26.14	0	44s	+44	41 °	38 °
13	Tmp	103	0.466	11:31:01.26	11:31:50.66	0	49s	+49	39 °	37 °
14	Tmp	109	6.197	11:38:03.40	11:39:02.21	0	59s	+59	41 °	37 °
15	Tmp	119	15.843	11:50:02.12	11:50:51.00	0	49s	+49	40 °	37 °
16	Tmp	120	16.235	11:50:36.73	11:51:18.15	0	41s	+41	38 °	37 °
17	Tmp	131	0.801	12:13:27.02	12:14:10.31	0	43s	+43	42 °	37 °
18	Tmp	143	16.962	12:29:02.65	12:30:01.68	0	59s	+59	37 °	37 °
19	Tmp	148	23.492	12:35:03.84	12:35:23.67	0	20s	+20	29 °	37 °
20	Tmp	159	0.568	12:51:31.80	12:56:01.71	0	4m30s	[+270]	41 °	37 °
21	Tmp	162	4.242	12:55:42.97	12:59:28.39	0	3m45s	+225	41 °	38 °
22	Tmp	168	6.391	12:59:40.45	13:02:19.17	0	2m39s	+159	40 °	38 °
Num	39	Pen	0	PCZ	1	Total PP	2351	Col. Final	38°	



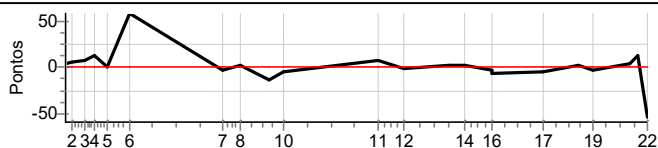


Performance Individual

PC	Tp	Trc	DistPC	Ideal	Passagem	Pen	Erro	Pontos	NoPC	AtePC
N	40	40 / Darrier dos Santos Carvalho / Rodrigo Alencar dos Santos								
		Cat / NL / Largada		CAAT / 38 / 08:38:00						
u	13°									
m		GOL								

PC	Tp	Trc	DistPC	Ideal	Passagem	Pen	Erro	Pontos	NoPC	AtePC
1	Tmp	6	2.776	8:41:00.03	8:41:04.15	0	4s	+4	23°	16°
2	Tmp	9	6.542	8:44:04.27	8:44:10.61	0	6s	+6	18°	25°
3	Tmp	13	13.247	8:49:56.10	8:50:03.82	0	8s	+8	29°	25°
4	Tmp	17	18.181	8:54:10.65	8:54:24.13	0	13s	+13	31°	28°
5	Tmp	21	2.088	8:59:54.78	8:59:54.34	0	0s	0	2°	18°
6	Tmp	34	9.872	9:09:23.60	9:10:21.29	0	58s	[+58]	22°	15°
7	Tmp	61	12.062	9:51:08.63	9:51:06.00	0	3s	-3	6°	15°
8	Tmp	67	18.115	9:58:55.74	9:58:58.17	0	2s	+2	17°	15°
9	Tmp	71	1.589	10:11:34.14	10:11:21.14	0	13s	-13	19°	13°
10	Tmp	76	7.210	10:18:34.61	10:18:30.81	0	4s	-4	12°	13°
11	Tmp	82	0.919	11:00:10.38	11:00:17.14	0	7s	+7	24°	13°
12	Tmp	93	12.222	11:11:42.02	11:11:40.79	0	1s	-1	3°	13°
13	Tmp	103	0.466	11:32:01.26	11:32:04.02	0	3s	+3	17°	13°
14	Tmp	109	6.197	11:39:03.40	11:39:04.99	0	2s	+2	13°	13°
15	Tmp	119	15.843	11:51:02.12	11:50:58.82	0	3s	-3	8°	12°
16	Tmp	120	16.235	11:51:36.73	11:51:30.43	0	6s	-6	11°	12°
17	Tmp	131	0.801	12:14:27.02	12:14:21.89	0	5s	-5	13°	12°
18	Tmp	143	16.962	12:30:02.65	12:30:05.99	0	3s	+3	12°	12°
19	Tmp	148	23.492	12:36:03.84	12:36:01.15	0	3s	-3	8°	12°
20	Tmp	159	0.568	12:52:31.80	12:52:36.94	0	5s	+5	24°	12°
21	Tmp	162	4.242	12:56:42.97	12:56:56.21	0	13s	+13	25°	12°
22	Tmp	168	6.391	13:00:40.45	12:59:47.33	0	53s	-53	23°	13°

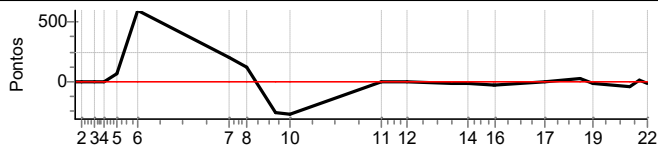
Num	40	Pen	0	PCZ	1	Total PP	157	Col. Final	13°
------------	-----------	------------	----------	------------	----------	-----------------	------------	-------------------	------------





Performance Individual

PC	Tp	Trc	DistPC	Ideal	Passagem	Pen	Erro	Pontos	NoPC	AtePC
N u m	41	41 / Jorge Luiz Botossi / Klaus Raimundo da Silva								
		Cat / NL / Largada CAAT / 39 / 08:39:00								
		124 SPYDER								
PC	Tp	Trc	DistPC	Ideal	Passagem	Pen	Erro	Pontos	NoPC	AtePC
1	Tmp	6	2.776	8:42:00.03	8:42:01.32	0	1s	+1	6°	6°
2	Tmp	9	6.542	8:45:04.27	8:45:07.75	0	3s	+3	4°	4°
3	Tmp	13	13.247	8:50:56.10	8:50:54.45	0	2s	-2	7°	3°
4	Tmp	17	18.181	8:55:10.65	8:55:11.93	0	1s	+1	5°	4°
5	Tmp	21	2.088	9:00:54.78	9:01:56.92	0	1m02s	+62	30°	6°
6	Tmp	34	9.872	9:10:23.60	--:--:--:--	0		+600	40°	29°
7	Tmp	61	12.062	9:52:08.63	9:55:25.64	0	3m17s	[+197]	38°	29°
8	Tmp	67	18.115	9:59:55.74	10:01:58.85	0	2m03s	+123	38°	33°
9	Tmp	71	1.589	10:12:34.14	10:08:08.53	0	4m26s	-266	39°	33°
10	Tmp	76	7.210	10:19:34.61	10:14:57.79	0	4m37s	-277	39°	34°
11	Tmp	82	0.919	11:01:10.38	11:01:02.14	0	8s	-8	26°	34°
12	Tmp	93	12.222	11:12:42.02	11:12:32.76	0	9s	-9	30°	34°
13	Tmp	103	0.466	11:33:01.26	11:32:45.58	0	16s	-16	35°	34°
14	Tmp	109	6.197	11:40:03.40	11:39:48.33	0	15s	-15	35°	34°
15	Tmp	119	15.843	11:52:02.12	11:51:35.42	0	27s	-27	35°	34°
16	Tmp	120	16.235	11:52:36.73	11:52:00.07	0	37s	-37	35°	34°
17	Tmp	131	0.801	12:15:27.02	12:15:18.12	0	9s	-9	24°	34°
18	Tmp	143	16.962	12:31:02.65	12:31:24.51	0	22s	+22	33°	34°
19	Tmp	148	23.492	12:37:03.84	12:36:44.72	0	19s	-19	27°	35°
20	Tmp	159	0.568	12:53:31.80	12:52:48.94	0	43s	-43	39°	35°
21	Tmp	162	4.242	12:57:42.97	12:58:00.17	0	17s	+17	29°	35°
22	Tmp	168	6.391	13:01:40.45	13:01:24.70	0	16s	-16	9°	35°
Num	41	Pen	0	PCZ	0	Total PP	1573	Col. Final	35°	



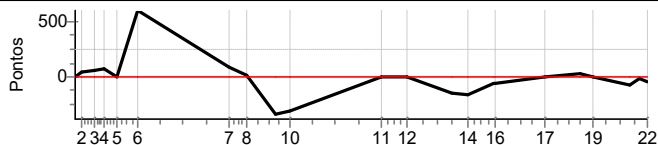


Performance Individual

PC	Tp	Trc	DistPC	Ideal	Passagem	Pen	Erro	Pontos	NoPC	AtePC
N	42	42 / Mauro Augusto Amado / Daniela Mendes Amado								
		Cat / NL / Largada CAAT / 40 / 08:40:00								
u	37°									
m		RURAL								

PC	Tp	Trc	DistPC	Ideal	Passagem	Pen	Erro	Pontos	NoPC	AtePC
1	Tmp	6	2.776	8:43:00.03	8:43:01.34	0	1s	+1	5°	5°
2	Tmp	9	6.542	8:46:04.27	8:46:43.06	0	39s	+39	40°	11°
3	Tmp	13	13.247	8:51:56.10	8:52:47.68	0	52s	+52	44°	36°
4	Tmp	17	18.181	8:56:10.65	8:57:24.77	0	1m14s	+74	41°	40°
5	Tmp	21	2.088	9:01:54.78	9:01:43.60	0	11s	-11	22°	32°
6	Tmp	34	9.872	9:11:23.60	--:--:--:--	0		+600	39°	36°
7	Tmp	61	12.062	9:53:08.63	9:54:26.96	0	1m18s	[+78]	32°	34°
8	Tmp	67	18.115	10:00:55.74	10:01:01.09	0	5s	+5	26°	32°
9	Tmp	71	1.589	10:13:34.14	10:07:47.71	0	5m46s	-346	41°	34°
10	Tmp	76	7.210	10:20:34.61	10:15:13.92	0	5m21s	-321	41°	37°
11	Tmp	82	0.919	11:02:10.38	11:02:10.09	0	0s	0	2°	36°
12	Tmp	93	12.222	11:13:42.02	11:13:31.25	0	11s	-11	34°	36°
13	Tmp	103	0.466	11:34:01.26	11:31:23.28	0	2m38s	-158	40°	38°
14	Tmp	109	6.197	11:41:03.40	11:38:19.40	0	2m44s	-164	44°	38°
15	Tmp	119	15.843	11:53:02.12	11:51:53.70	0	1m08s	-68	42°	38°
16	Tmp	120	16.235	11:53:36.73	11:52:26.06	0	1m11s	-71	43°	38°
17	Tmp	131	0.801	12:16:27.02	12:16:28.21	0	1s	+1	3°	38°
18	Tmp	143	16.962	12:32:02.65	12:32:28.26	0	26s	+26	34°	38°
19	Tmp	148	23.492	12:38:03.84	12:38:00.36	0	3s	-3	7°	38°
20	Tmp	159	0.568	12:54:31.80	12:53:11.52	0	1m20s	-80	40°	38°
21	Tmp	162	4.242	12:58:42.97	12:58:17.56	0	25s	-25	35°	37°
22	Tmp	168	6.391	13:02:40.45	13:01:54.20	0	46s	-46	20°	37°

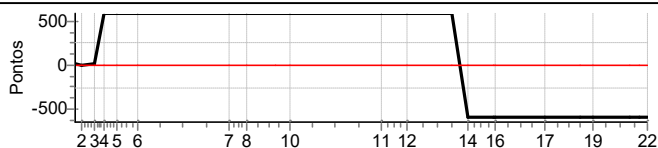
Num	42	Pen	0	PCZ	1	Total PP	2102	Col. Final	37°
------------	-----------	------------	----------	------------	----------	-----------------	-------------	-------------------	------------





Performance Individual

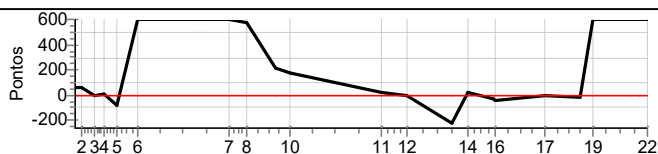
PC	Tp	Trc	DistPC	Ideal	Passagem	Pen	Erro	Pontos	NoPC	AtePC
N	43	43 / Bruno R. Tamassia / Bruno Pereira Pimentel								
		Cat / NL / Largada CAAT / 41 / 08:41:00								
		GOL								
m	47°									
PC	Tp	Trc	DistPC	Ideal	Passagem	Pen	Erro	Pontos	NoPC	AtePC
1	Tmp	6	2.776	8:44:00.03	8:44:11.29	0	11s	+11	35°	25°
2	Tmp	9	6.542	8:47:04.27	8:47:08.25	0	4s	+4	12°	28°
3	Tmp	13	13.247	8:52:56.10	8:53:09.04	0	13s	[+13]	34°	31°
4	Tmp	17	18.181	8:57:10.65	--:--:--	0		+600	47°	45°
5	Tmp	21	2.088	9:02:54.78	--:--:--	0		+600	46°	46°
6	Tmp	34	9.872	9:12:23.60	10:22:06.32	0	01h09m	+600	38°	46°
7	Tmp	61	12.062	9:54:08.63	10:56:22.54	0	01h02m	+600	44°	46°
8	Tmp	67	18.115	10:01:55.74	--:--:--	0		+600	44°	46°
9	Tmp	71	1.589	10:14:34.14	--:--:--	0		+600	44°	47°
10	Tmp	76	7.210	10:21:34.61	--:--:--	0		+600	45°	47°
11	Tmp	82	0.919	11:03:10.38	--:--:--	0		+600	45°	47°
12	Tmp	93	12.222	11:14:42.02	--:--:--	0		+600	45°	47°
13	Tmp	103	0.466	11:35:01.26	--:--:--	0		+600	45°	47°
14	Tmp	109	6.197	11:42:03.40	11:07:05.85	0	34m58s	-600	45°	47°
15	Tmp	119	15.843	11:54:02.12	11:18:55.02	0	35m07s	-600	45°	47°
16	Tmp	120	16.235	11:54:36.73	11:19:18.20	0	35m19s	-600	45°	47°
17	Tmp	131	0.801	12:17:27.02	11:55:16.91	0	22m10s	-600	46°	47°
18	Tmp	143	16.962	12:33:02.65	12:11:10.12	0	21m53s	-600	46°	47°
19	Tmp	148	23.492	12:39:03.84	12:17:09.72	0	21m54s	-600	46°	47°
20	Tmp	159	0.568	12:55:31.80	12:31:43.29	0	23m49s	-600	45°	47°
21	Tmp	162	4.242	12:59:42.97	12:36:05.46	0	23m38s	-600	45°	47°
22	Tmp	168	6.391	13:03:40.45	12:39:50.25	0	23m50s	-600	45°	47°
Num	43	Pen	0	PCZ	0	Total PP	11415	Col. Final	47°	





Performance Individual

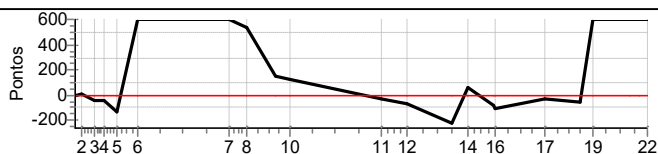
PC	Tp	Trc	DistPC	Ideal	Passagem	Pen	Erro	Pontos	NoPC	AtePC
N	44	44 / Glauco Moderno Costa / Raquel Nogue Costa								
		Cat / NL / Largada CAAT / 42 / 08:42:00								
u	41°	JEEP								
PC	Tp	Trc	DistPC	Ideal	Passagem	Pen	Erro	Pontos	NoPC	AtePC
1	Tmp	6	2.776	8:45:00.03	8:45:56.14	0	56s	+56	46°	35°
2	Tmp	9	6.542	8:48:04.27	8:49:03.50	0	59s	+59	44°	46°
3	Tmp	13	13.247	8:53:56.10	8:53:53.85	0	2s	-2	6°	42°
4	Tmp	17	18.181	8:58:10.65	8:58:20.85	0	10s	+10	29°	36°
5	Tmp	21	2.088	9:03:54.78	9:02:36.35	0	1m18s	-78	34°	36°
6	Tmp	34	9.872	9:13:23.60	9:37:06.46	0	23m43s	+600	37°	39°
7	Tmp	61	12.062	9:55:08.63	10:06:04.56	0	10m56s	+600	43°	43°
8	Tmp	67	18.115	10:02:55.74	10:12:27.04	0	9m31s	[+571]	41°	39°
9	Tmp	71	1.589	10:15:34.14	10:19:06.97	0	3m33s	+213	36°	40°
10	Tmp	76	7.210	10:22:34.61	10:25:31.10	0	2m56s	+176	38°	40°
11	Tmp	82	0.919	11:04:10.38	11:04:33.82	0	23s	+23	38°	40°
12	Tmp	93	12.222	11:15:42.02	11:15:34.21	0	8s	-8	26°	40°
13	Tmp	103	0.466	11:36:01.26	11:32:20.57	0	3m41s	-221	42°	40°
14	Tmp	109	6.197	11:43:03.40	11:43:21.02	0	18s	+18	37°	40°
15	Tmp	119	15.843	11:55:02.12	11:54:29.05	0	33s	-33	38°	39°
16	Tmp	120	16.235	11:55:36.73	11:54:50.50	0	46s	-46	39°	39°
17	Tmp	131	0.801	12:18:27.02	12:18:21.91	0	5s	-5	12°	39°
18	Tmp	143	16.962	12:34:02.65	12:33:42.84	0	20s	-20	32°	39°
19	Tmp	148	23.492	12:40:03.84	13:08:25.47	0	28m22s	+600	45°	39°
20	Tmp	159	0.568	12:56:31.80	13:20:43.31	0	24m12s	+600	44°	40°
21	Tmp	162	4.242	13:00:42.97	13:24:32.89	0	23m50s	+600	44°	41°
22	Tmp	168	6.391	13:04:40.45	13:27:26.31	0	22m46s	+600	44°	41°
Num	44	Pen	0	PCZ	0	Total PP	4568	Col. Final	41°	





Performance Individual

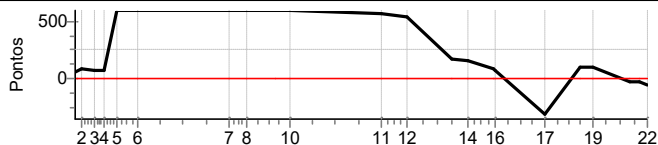
PC	Tp	Trc	DistPC	Ideal	Passagem	Pen	Erro	Pontos	NoPC	AtePC
N u m	45	45 / Tiago Antonio Cundari Azeredo / Suzana S.P. Azeredo								
		Cat / NL / Largada		CAAT / 43 / 08:43:00						
		SPYDER 550								
PC	Tp	Trc	DistPC	Ideal	Passagem	Pen	Erro	Pontos	NoPC	AtePC
1	Tmp	6	2.776	8:46:00.03	8:46:02.51	0	2s	+2	12°	8°
2	Tmp	9	6.542	8:49:04.27	8:49:11.30	0	7s	+7	20°	15°
3	Tmp	13	13.247	8:54:56.10	8:54:12.40	0	44s	-44	43°	38°
4	Tmp	17	18.181	8:59:10.65	8:58:23.93	0	47s	-47	38°	41°
5	Tmp	21	2.088	9:04:54.78	9:02:41.04	0	2m14s	-134	35°	39°
6	Tmp	34	9.872	9:14:23.60	9:37:10.99	0	22m47s	+600	36°	41°
7	Tmp	61	12.062	9:56:08.63	10:06:07.42	0	9m59s	[+599]	40°	35°
8	Tmp	67	18.115	10:03:55.74	10:12:51.54	0	8m56s	+536	40°	38°
9	Tmp	71	1.589	10:16:34.14	10:19:10.03	0	2m36s	+156	32°	39°
10	Tmp	76	7.210	10:23:34.61	10:25:36.64	0	2m02s	+122	37°	39°
11	Tmp	82	0.919	11:05:10.38	11:04:38.37	0	32s	-32	42°	39°
12	Tmp	93	12.222	11:16:42.02	11:15:39.91	0	1m02s	-62	43°	39°
13	Tmp	103	0.466	11:37:01.26	11:33:19.58	0	3m42s	-222	43°	39°
14	Tmp	109	6.197	11:44:03.40	11:45:08.43	0	1m05s	+65	42°	39°
15	Tmp	119	15.843	11:56:02.12	11:54:37.31	0	1m25s	-85	44°	40°
16	Tmp	120	16.235	11:56:36.73	11:54:56.00	0	1m41s	-101	44°	40°
17	Tmp	131	0.801	12:19:27.02	12:19:03.93	0	23s	-23	39°	40°
18	Tmp	143	16.962	12:35:02.65	12:34:03.00	0	1m00s	-60	38°	40°
19	Tmp	148	23.492	12:41:03.84	13:08:29.43	0	27m26s	+600	44°	41°
20	Tmp	159	0.568	12:57:31.80	13:20:45.98	0	23m14s	+600	43°	42°
21	Tmp	162	4.242	13:01:42.97	13:24:35.66	0	22m53s	+600	43°	43°
22	Tmp	168	6.391	13:05:40.45	13:27:30.98	0	21m51s	+600	43°	43°
Num	45	Pen	0	PCZ	0	Total PP	4698	Col. Final	43°	





Performance Individual

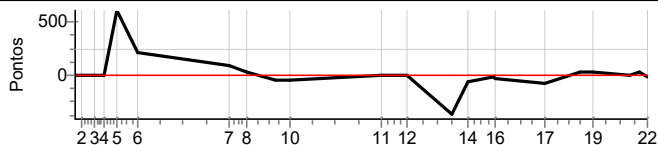
PC	Tp	Trc	DistPC	Ideal	Passagem	Pen	Erro	Pontos	NoPC	AtePC
N	46	46 / Marcio Jose Leao Bueno / Juliana da E. C. Bueno								
		Cat / NL / Largada		CAAT / 44 / 08:44:00						
m	44°	GALAXIE LANDAU								
PC	Tp	Trc	DistPC	Ideal	Passagem	Pen	Erro	Pontos	NoPC	AtePC
1	Tmp	6	2.776	8:47:00.03	8:47:51.80	0	52s	+52	45°	34°
2	Tmp	9	6.542	8:50:04.27	8:51:19.27	0	1m15s	+75	45°	45°
3	Tmp	13	13.247	8:55:56.10	8:56:58.01	0	1m02s	+62	45°	45°
4	Tmp	17	18.181	9:00:10.65	9:01:19.55	0	1m09s	+69	40°	44°
5	Tmp	21	2.088	9:05:54.78	9:15:49.21	0	9m54s	[+594]	43°	40°
6	Tmp	34	9.872	9:15:23.60	9:51:59.66	0	36m36s	+600	35°	42°
7	Tmp	61	12.062	9:57:08.63	10:26:27.07	0	29m18s	+600	42°	45°
8	Tmp	67	18.115	10:04:55.74	10:34:08.80	0	29m13s	+600	43°	45°
9	Tmp	71	1.589	10:17:34.14	10:47:28.30	0	29m54s	+600	43°	45°
10	Tmp	76	7.210	10:24:34.61	10:54:10.37	0	29m36s	+600	44°	45°
11	Tmp	82	0.919	11:06:10.38	11:15:42.97	0	9m33s	+573	44°	46°
12	Tmp	93	12.222	11:17:42.02	11:26:48.39	0	9m06s	+546	44°	46°
13	Tmp	103	0.466	11:38:01.26	11:40:45.95	0	2m45s	+165	41°	44°
14	Tmp	109	6.197	11:45:03.40	11:47:33.02	0	2m30s	+150	43°	44°
15	Tmp	119	15.843	11:57:02.12	11:58:24.80	0	1m23s	+83	43°	44°
16	Tmp	120	16.235	11:57:36.73	11:58:46.85	0	1m10s	+70	42°	44°
17	Tmp	131	0.801	12:20:27.02	12:15:04.17	0	5m23s	-323	44°	44°
18	Tmp	143	16.962	12:36:02.65	12:37:35.31	0	1m33s	+93	41°	44°
19	Tmp	148	23.492	12:42:03.84	12:43:37.02	0	1m33s	+93	41°	44°
20	Tmp	159	0.568	12:58:31.80	12:58:01.60	0	30s	-30	37°	44°
21	Tmp	162	4.242	13:02:42.97	13:02:13.57	0	29s	-29	38°	44°
22	Tmp	168	6.391	13:06:40.45	13:05:35.10	0	1m05s	-65	37°	44°
Num	46	Pen	0	PCZ	0	Total PP	5478	Col. Final	44°	





Performance Individual

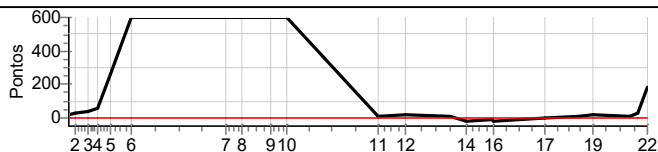
PC	Tp	Trc	DistPC	Ideal	Passagem	Pen	Erro	Pontos	NoPC	AtePC
N u m	47	47 / Eduardo H.S.Moreira / Luciane de Siqueira								
		Cat / NL / Largada CAAT / 45 / 08:45:00								
		BRASILIA								
PC	Tp	Trc	DistPC	Ideal	Passagem	Pen	Erro	Pontos	NoPC	AtePC
1	Tmp	6	2.776	8:48:00.03	8:48:01.41	0	1s	+1	4°	4°
2	Tmp	9	6.542	8:51:04.27	8:51:12.70	0	8s	+8	22°	8°
3	Tmp	13	13.247	8:56:56.10	8:57:02.70	0	7s	+7	24°	20°
4	Tmp	17	18.181	9:01:10.65	9:01:15.28	0	5s	+5	22°	20°
5	Tmp	21	2.088	9:06:54.78	--:--:--:--	0		+600	45°	42°
6	Tmp	34	9.872	9:16:23.60	9:19:59.52	0	3m36s	[+216]	29°	32°
7	Tmp	61	12.062	9:58:08.63	9:59:37.19	0	1m29s	+89	33°	32°
8	Tmp	67	18.115	10:05:55.74	10:06:32.26	0	37s	+37	35°	31°
9	Tmp	71	1.589	10:18:34.14	10:18:01.36	0	33s	-33	24°	30°
10	Tmp	76	7.210	10:25:34.61	10:24:53.63	0	41s	-41	33°	30°
11	Tmp	82	0.919	11:07:10.38	11:07:21.86	0	11s	+11	31°	30°
12	Tmp	93	12.222	11:18:42.02	11:18:48.42	0	6s	+6	18°	30°
13	Tmp	103	0.466	11:39:01.26	11:33:11.79	0	5m49s	-349	44°	32°
14	Tmp	109	6.197	11:46:03.40	11:45:05.90	0	58s	-58	40°	32°
15	Tmp	119	15.843	11:58:02.12	11:57:47.95	0	14s	-14	29°	32°
16	Tmp	120	16.235	11:58:36.73	11:58:19.68	0	17s	-17	26°	32°
17	Tmp	131	0.801	12:21:27.02	12:20:15.95	0	1m11s	-71	43°	33°
18	Tmp	143	16.962	12:37:02.65	12:37:35.95	0	33s	+33	35°	33°
19	Tmp	148	23.492	12:43:03.84	12:43:37.69	0	34s	+34	37°	33°
20	Tmp	159	0.568	12:59:31.80	12:59:34.10	0	2s	+2	8°	33°
21	Tmp	162	4.242	13:03:42.97	13:04:19.87	0	37s	+37	39°	33°
22	Tmp	168	6.391	13:07:40.45	13:07:34.08	0	6s	-6	7°	33°
Num	47	Pen	0	PCZ	0	Total PP	1459	Col. Final	33°	





Performance Individual

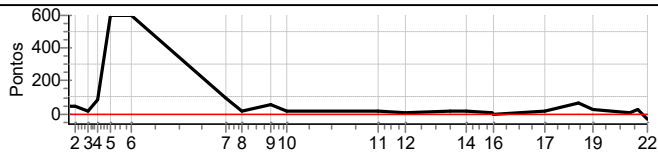
PC	Tp	Trc	DistPC	Ideal	Passagem	Pen	Erro	Pontos	NoPC	AtePC
N u m	48	48 / Jose Bonifacio G. Junior / Yone Lisboa Roussille								
		Cat / NL / Largada CAAT / 46 / 08:46:00								
		GTS								
PC	Tp	Trc	DistPC	Ideal	Passagem	Pen	Erro	Pontos	NoPC	AtePC
1	Tmp	6	2.776	8:49:00.03	8:49:19.52	0	19s	+19	40°	29°
2	Tmp	9	6.542	8:52:04.27	8:52:32.46	0	28s	+28	35°	40°
3	Tmp	13	13.247	8:57:56.10	8:58:38.21	0	42s	+42	42°	40°
4	Tmp	17	18.181	9:02:10.65	9:03:05.39	0	55s	+55	39°	39°
5	Tmp	21	2.088	9:07:54.78	9:12:19.24	0	4m24s	[+264]	39°	35°
6	Tmp	34	9.872	9:17:23.60	9:43:00.29	0	25m37s	+600	34°	38°
7	Tmp	61	12.062	9:59:08.63	--:--:--	0		+600	41°	42°
8	Tmp	67	18.115	10:06:55.74	--:--:--	0		+600	42°	44°
9	Tmp	71	1.589	10:19:34.14	--:--:--	0		+600	42°	44°
10	Tmp	76	7.210	10:26:34.61	--:--:--	0		+600	43°	44°
11	Tmp	82	0.919	11:08:10.38	11:08:18.50	0	8s	+8	25°	42°
12	Tmp	93	12.222	11:19:42.02	11:19:57.08	0	15s	+15	37°	42°
13	Tmp	103	0.466	11:40:01.26	11:40:07.42	0	6s	+6	26°	42°
14	Tmp	109	6.197	11:47:03.40	11:46:45.64	0	18s	-18	36°	42°
15	Tmp	119	15.843	11:59:02.12	11:58:47.95	0	14s	-14	28°	42°
16	Tmp	120	16.235	11:59:36.73	11:59:17.83	0	19s	-19	28°	42°
17	Tmp	131	0.801	12:22:27.02	12:22:23.25	0	4s	-4	10°	42°
18	Tmp	143	16.962	12:38:02.65	12:38:11.86	0	9s	+9	26°	42°
19	Tmp	148	23.492	12:44:03.84	12:44:24.15	0	20s	+20	28°	42°
20	Tmp	159	0.568	13:00:31.80	13:00:39.41	0	8s	+8	30°	39°
21	Tmp	162	4.242	13:04:42.97	13:05:11.18	0	28s	+28	37°	39°
22	Tmp	168	6.391	13:08:40.45	13:11:44.89	0	3m04s	+184	41°	39°
Num	48	Pen	0	PCZ	0	Total PP	3477	Col. Final	39°	





Performance Individual

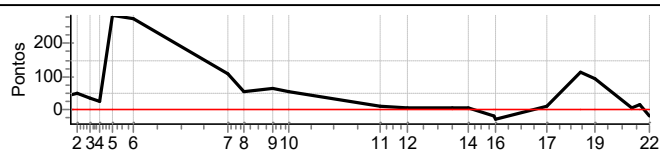
PC	Tp	Trc	DistPC	Ideal	Passagem	Pen	Erro	Pontos	NoPC	AtePC
N u m	49	49 / Daniel Marques Valim / Rejane P.C. Valim								
		Cat / NL / Largada CAAT / 47 / 08:47:00								
		FUSCA								
PC	Tp	Trc	DistPC	Ideal	Passagem	Pen	Erro	Pontos	NoPC	AtePC
1	Tmp	6	2.776	8:50:00.03	8:50:46.99	0	47s	+47	44 °	33 °
2	Tmp	9	6.542	8:53:04.27	8:53:50.60	0	46s	+46	41 °	44 °
3	Tmp	13	13.247	8:58:56.10	8:59:11.33	0	15s	+15	35 °	43 °
4	Tmp	17	18.181	9:03:10.65	9:04:37.24	0	1m27s	+87	42 °	43 °
5	Tmp	21	2.088	9:08:54.78	--:--:--:--	0		+600	44 °	44 °
6	Tmp	34	9.872	9:18:23.60	--:--:--:--	0		+600	33 °	45 °
7	Tmp	61	12.062	10:00:08.63	10:01:42.10	0	1m33s	[+93]	34 °	44 °
8	Tmp	67	18.115	10:07:55.74	10:08:08.20	0	12s	+12	31 °	40 °
9	Tmp	71	1.589	10:20:34.14	10:21:31.56	0	57s	+57	25 °	38 °
10	Tmp	76	7.210	10:27:34.61	10:27:49.98	0	15s	+15	24 °	38 °
11	Tmp	82	0.919	11:09:10.38	11:09:27.61	0	17s	+17	37 °	38 °
12	Tmp	93	12.222	11:20:42.02	11:20:48.88	0	7s	+7	19 °	37 °
13	Tmp	103	0.466	11:41:01.26	11:41:17.49	0	16s	+16	34 °	36 °
14	Tmp	109	6.197	11:48:03.40	11:48:15.09	0	12s	+12	30 °	36 °
15	Tmp	119	15.843	12:00:02.12	12:00:04.10	0	2s	+2	4 °	36 °
16	Tmp	120	16.235	12:00:36.73	12:00:31.26	0	5s	-5	8 °	36 °
17	Tmp	131	0.801	12:23:27.02	12:23:44.51	0	17s	+17	36 °	36 °
18	Tmp	143	16.962	12:39:02.65	12:40:07.96	0	1m05s	+65	39 °	36 °
19	Tmp	148	23.492	12:45:03.84	12:45:25.82	0	22s	+22	32 °	36 °
20	Tmp	159	0.568	13:01:31.80	13:01:43.27	0	11s	+11	33 °	36 °
21	Tmp	162	4.242	13:05:42.97	13:06:07.92	0	25s	+25	34 °	36 °
22	Tmp	168	6.391	13:09:40.45	13:09:07.73	0	33s	-33	13 °	36 °
Num	49	Pen	0	PCZ	0	Total PP	1711	Col. Final	36°	





Performance Individual

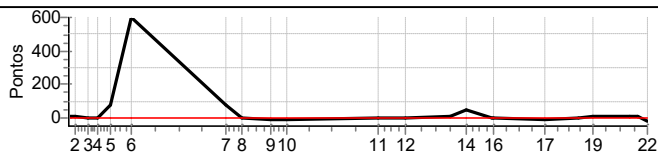
PC	Tp	Trc	DistPC	Ideal	Passagem	Pen	Erro	Pontos	NoPC	AtePC
N u m	50	50 / Roberto Neves Salles / Manoel Carlos Fazenda Filho								
		Cat / NL / Largada		CAAT / 48 / 08:48:00						
		FUSCA								
PC	Tp	Trc	DistPC	Ideal	Passagem	Pen	Erro	Pontos	NoPC	AtePC
1	Tmp	6	2.776	8:51:00.03	8:51:41.65	0	42s	+42	43 °	32 °
2	Tmp	9	6.542	8:54:04.27	8:54:51.70	0	47s	+47	42 °	43 °
3	Tmp	13	13.247	8:59:56.10	9:00:31.87	0	36s	+36	41 °	44 °
4	Tmp	17	18.181	9:04:10.65	9:04:36.26	0	26s	+26	35 °	42 °
5	Tmp	21	2.088	9:09:54.78	9:14:38.98	0	4m44s	[+284]	40 °	37 °
6	Tmp	34	9.872	9:19:23.60	9:23:56.62	0	4m33s	+273	30 °	27 °
7	Tmp	61	12.062	10:01:08.63	10:02:55.10	0	1m46s	+106	35 °	28 °
8	Tmp	67	18.115	10:08:55.74	10:09:49.09	0	53s	+53	36 °	28 °
9	Tmp	71	1.589	10:21:34.14	10:22:39.15	0	1m05s	+65	26 °	28 °
10	Tmp	76	7.210	10:28:34.61	10:29:27.55	0	53s	+53	36 °	28 °
11	Tmp	82	0.919	11:10:10.38	11:10:21.81	0	11s	+11	30 °	29 °
12	Tmp	93	12.222	11:21:42.02	11:21:45.36	0	3s	+3	8 °	28 °
13	Tmp	103	0.466	11:42:01.26	11:42:04.70	0	3s	+3	16 °	28 °
14	Tmp	109	6.197	11:49:03.40	11:49:05.27	0	2s	+2	12 °	28 °
15	Tmp	119	15.843	12:01:02.12	12:00:41.74	0	20s	-20	34 °	28 °
16	Tmp	120	16.235	12:01:36.73	12:01:06.66	0	30s	-30	34 °	28 °
17	Tmp	131	0.801	12:24:27.02	12:24:34.34	0	7s	+7	18 °	28 °
18	Tmp	143	16.962	12:40:02.65	12:41:54.25	0	1m52s	+112	43 °	29 °
19	Tmp	148	23.492	12:46:03.84	12:47:35.93	0	1m32s	+92	40 °	29 °
20	Tmp	159	0.568	13:02:31.80	13:02:36.02	0	4s	+4	20 °	29 °
21	Tmp	162	4.242	13:06:42.97	13:06:59.38	0	16s	+16	28 °	29 °
22	Tmp	168	6.391	13:10:40.45	13:10:18.00	0	22s	-22	11 °	29 °
Num	50	Pen	0	PCZ	0	Total PP	1023	Col. Final	29°	





Performance Individual

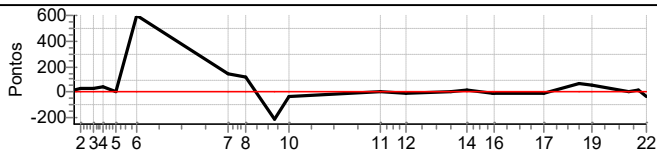
PC	Tp	Trc	DistPC	Ideal	Passagem	Pen	Erro	Pontos	NoPC	AtePC
N	51	51 / Diego Scucel Prats / Jander Rodrigo O.Duran								
		Cat / NL / Largada CAAT / 49 / 08:49:00								
		PARATI								
m	28°									
PC	Tp	Trc	DistPC	Ideal	Passagem	Pen	Erro	Pontos	NoPC	AtePC
1	Tmp	6	2.776	8:52:00.03	8:52:04.78	0	5s	+5	27°	19°
2	Tmp	9	6.542	8:55:04.27	8:55:08.29	0	4s	+4	11°	24°
3	Tmp	13	13.247	9:00:56.10	9:00:56.03	0	0s	0	1°	7°
4	Tmp	17	18.181	9:05:10.65	9:05:07.29	0	3s	-3	15°	11°
5	Tmp	21	2.088	9:10:54.78	9:12:12.18	0	1m17s	+77	33°	14°
6	Tmp	34	9.872	9:20:23.60	9:37:33.73	0	17m10s	+600	32°	30°
7	Tmp	61	12.062	10:02:08.63	10:03:26.59	0	1m18s	[+78]	31°	30°
8	Tmp	67	18.115	10:09:55.74	10:09:53.97	0	2s	-2	16°	29°
9	Tmp	71	1.589	10:22:34.14	10:22:23.42	0	11s	-11	15°	29°
10	Tmp	76	7.210	10:29:34.61	10:29:24.42	0	10s	-10	21°	29°
11	Tmp	82	0.919	11:11:10.38	11:11:10.76	0	0s	0	1°	28°
12	Tmp	93	12.222	11:22:42.02	11:22:34.21	0	8s	-8	25°	29°
13	Tmp	103	0.466	11:43:01.26	11:43:02.99	0	2s	+2	11°	29°
14	Tmp	109	6.197	11:50:03.40	11:50:44.60	0	41s	+41	39°	29°
15	Tmp	119	15.843	12:02:02.12	12:01:54.54	0	8s	-8	20°	29°
16	Tmp	120	16.235	12:02:36.73	12:02:30.58	0	6s	-6	10°	29°
17	Tmp	131	0.801	12:25:27.02	12:25:17.22	0	10s	-10	28°	29°
18	Tmp	143	16.962	12:41:02.65	12:41:02.23	0	0s	0	1°	28°
19	Tmp	148	23.492	12:47:03.84	12:47:04.55	0	1s	+1	1°	28°
20	Tmp	159	0.568	13:03:31.80	13:03:35.84	0	4s	+4	19°	28°
21	Tmp	162	4.242	13:07:42.97	13:07:50.88	0	8s	+8	16°	28°
22	Tmp	168	6.391	13:11:40.45	13:11:16.57	0	24s	-24	12°	28°
Num	51	Pen	0	PCZ	3	Total PP	824	Col. Final	28°	





Performance Individual

PC	Tp	Trc	DistPC	Ideal	Passagem	Pen	Erro	Pontos	NoPC	AtePC
N u m	52	52 / Eber Bauer Espinosa / Herbert D. Espinosa								
		Cat / NL / Largada CAAT / 50 / 08:50:00								
		MONZA								
PC	Tp	Trc	DistPC	Ideal	Passagem	Pen	Erro	Pontos	NoPC	AtePC
1	Tmp	6	2.776	8:53:00.03	8:53:17.00	0	17s	+17	39°	28°
2	Tmp	9	6.542	8:56:04.27	8:56:31.67	0	27s	+27	34°	39°
3	Tmp	13	13.247	9:01:56.10	9:02:25.51	0	29s	+29	40°	37°
4	Tmp	17	18.181	9:06:10.65	9:06:46.50	0	36s	+36	37°	38°
5	Tmp	21	2.088	9:11:54.78	9:11:54.72	0	0s	0	1°	29°
6	Tmp	34	9.872	9:21:23.60	9:37:22.22	0	15m59s	+600	31°	34°
7	Tmp	61	12.062	10:03:08.63	10:05:31.82	0	2m23s	[+143]	37°	31°
8	Tmp	67	18.115	10:10:55.74	10:12:50.13	0	1m54s	+114	37°	34°
9	Tmp	71	1.589	10:23:34.14	10:20:02.03	0	3m32s	-212	35°	32°
10	Tmp	76	7.210	10:30:34.61	10:30:02.91	0	32s	-32	31°	32°
11	Tmp	82	0.919	11:12:10.38	11:12:14.17	0	4s	+4	12°	32°
12	Tmp	93	12.222	11:23:42.02	11:23:38.92	0	3s	-3	7°	32°
13	Tmp	103	0.466	11:44:01.26	11:44:05.58	0	4s	+4	22°	31°
14	Tmp	109	6.197	11:51:03.40	11:51:17.08	0	14s	+14	34°	31°
15	Tmp	119	15.843	12:03:02.12	12:02:50.13	0	12s	-12	26°	31°
16	Tmp	120	16.235	12:03:36.73	12:03:21.68	0	15s	-15	24°	30°
17	Tmp	131	0.801	12:26:27.02	12:26:13.75	0	13s	-13	33°	30°
18	Tmp	143	16.962	12:42:02.65	12:43:15.21	0	1m13s	+73	40°	31°
19	Tmp	148	23.492	12:48:03.84	12:49:03.33	0	59s	+59	38°	31°
20	Tmp	159	0.568	13:04:31.80	13:04:29.69	0	2s	-2	7°	31°
21	Tmp	162	4.242	13:08:42.97	13:08:55.73	0	13s	+13	24°	31°
22	Tmp	168	6.391	13:12:40.45	13:12:04.66	0	36s	-36	16°	31°
Num	52	Pen	0	PCZ	1	Total PP	1315	Col. Final	31°	





Performance Individual

PC	Tp	Trc	DistPC	Ideal	Passagem	Pen	Erro	Pontos	NoPC	AtePC
N u m	55	55 / Guilherme Pereira de Oliveira / Flavio Augusto F. Marques								
		Cat / NL / Largada		CAAT / 51 / 08:51:00						
		COMODORO								

PC	Tp	Trc	DistPC	Ideal	Passagem	Pen	Erro	Pontos	NoPC	AtePC
1	Tmp	6	2.776	8:54:00.03	8:54:01.48	0	1s	+1	3°	3°
2	Tmp	9	6.542	8:57:04.27	8:57:05.11	0	1s	+1	1°	3°
3	Tmp	13	13.247	9:02:56.10	9:02:51.55	0	5s	-5	21°	15°
4	Tmp	17	18.181	9:07:10.65	9:14:54.03	0	7m43s	[+463]	46°	15°
5	Tmp	21	2.088	9:12:54.78	9:17:58.35	0	5m04s	+304	41°	41°
6	Tmp	34	9.872	9:22:23.60	9:25:00.50	0	2m37s	+157	27°	28°
7	Tmp	61	12.062	10:04:08.63	10:04:03.30	0	5s	-5	11°	27°
8	Tmp	67	18.115	10:11:55.74	10:11:55.59	0	0s	0	1°	27°
9	Tmp	71	1.589	10:24:34.14	10:24:33.14	0	1s	-1	1°	27°
10	Tmp	76	7.210	10:31:34.61	10:31:27.34	0	7s	-7	14°	26°
11	Tmp	82	0.919	11:13:10.38	11:13:11.48	0	1s	+1	5°	26°
12	Tmp	93	12.222	11:24:42.02	11:24:31.88	0	10s	-10	31°	26°
13	Tmp	103	0.466	11:45:01.26	11:45:08.58	0	7s	+7	29°	26°
14	Tmp	109	6.197	11:52:03.40	11:51:56.01	0	7s	-7	27°	26°
15	Tmp	119	15.843	12:04:02.12	12:03:58.14	0	4s	-4	12°	26°
16	Tmp	120	16.235	12:04:36.73	12:04:25.42	0	11s	-11	20°	26°
17	Tmp	131	0.801	12:27:27.02	12:27:18.67	0	8s	-8	20°	26°
18	Tmp	143	16.962	12:43:02.65	12:42:54.81	0	8s	-8	25°	26°
19	Tmp	148	23.492	12:49:03.84	12:48:58.49	0	5s	-5	18°	26°
20	Tmp	159	0.568	13:05:31.80	13:05:30.64	0	1s	-1	3°	26°
21	Tmp	162	4.242	13:09:42.97	13:09:44.35	0	1s	+1	2°	26°
22	Tmp	168	6.391	13:13:40.45	13:12:42.48	0	58s	-58	30°	26°

Num	55	Pen	0	PCZ	1	Total PP	602	Col. Final	26°
-----	----	-----	---	-----	---	----------	-----	------------	-----

