



Passeio Cronometrado da Vindima 2024 - Extra

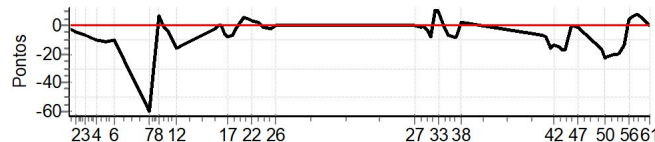


Performance Individual

PC	Tp	Trc	DistPC	Ideal	Passagem	Pen	Erro	Pontos	NoPC	AtePC
N u m	1	1 / Darci Montemaggiore / Gabriel Montemaggiore								
		Cat / NL / Largada CLASSE 1920 A 1930 / 1 / 09:00:00								
PC	Tp	Trc	DistPC	Ideal	Passagem	Pen	Erro	Pontos	NoPC	AtePC
1	Tmp	3	1.589	09:18:40	09:18:38	0	2s	-2	1°	2°
2	Tmp	3	2.282	09:19:24	09:19:20	0	4s	-4	1°	1°
3	Tmp	3	3.423	09:20:36	09:20:30	0	6s	-6	1°	1°
4	Tmp	3	4.840	09:22:06	09:21:56	0	10s	-10	1°	1°
5	Tmp	3	5.905	09:23:13	09:23:02	0	11s	-11	1°	1°
6	Tmp	3	6.805	09:24:10	09:24:00	0	10s	-10	1°	1°
7	Tmp	5	1.814	09:28:32	09:26:54	0	1m38s	-60	2°	2°
8	Tmp	5	2.596	09:29:42	09:29:49	0	7s	[+7]	1°	2°
9	Tmp	5	3.011	09:30:19	09:30:18	0	1s	-1	1°	1°
10	Tmp	5	3.349	09:30:50	09:30:46	0	4s	-4	1°	1°
11	Tmp	5	3.699	09:31:21	09:31:10	0	11s	-11	1°	1°
12	Tmp	5	3.983	09:31:47	09:31:31	0	16s	-16	1°	1°
13	Tmp	8	0.856	09:36:31	09:36:29	0	2s	-2	1°	1°
14	Tmp	8	1.098	09:36:53	09:36:53	0	0s	0	1°	1°
15	Tmp	8	1.361	09:37:17	09:37:17	0	0s	0	1°	1°
16	Tmp	8	1.636	09:37:41	09:37:36	0	5s	-5	1°	1°
17	Tmp	8	1.954	09:38:10	09:38:02	0	8s	-8	1°	1°
18	Tmp	8	2.254	09:38:37	09:38:31	0	6s	-6	2°	1°
19	Tmp	8	2.558	09:39:04	09:39:02	0	2s	-2	1°	1°
20	Tmp	8	3.226	09:40:04	09:40:10	0	6s	[+6]	1°	1°
21	Tmp	8	3.572	09:40:36	09:40:41	0	5s	+5	1°	1°
22	Tmp	8	3.898	09:41:05	09:41:09	0	4s	+4	1°	1°
23	Tmp	8	4.313	09:41:42	09:41:45	0	3s	+3	1°	1°
24	Tmp	8	4.742	09:42:21	09:42:20	0	1s	-1	1°	1°
25	Tmp	8	5.460	09:43:26	09:43:24	0	2s	-2	1°	1°
26	Tmp	8	5.871	09:44:03	09:44:03	0	0s	0	1°	1°
27	Tmp	13	1.750	10:00:55	10:00:56	0	1s	+1	1°	1°
28	Tmp	13	2.387	10:01:41	10:01:40	0	1s	-1	1°	1°
29	Tmp	13	2.702	10:02:04	10:02:04	0	0s	0	1°	1°
30	Tmp	13	3.047	10:02:28	10:02:25	0	3s	-3	1°	1°
31	Tmp	13	3.423	10:02:55	10:02:48	0	7s	-7	1°	1°
32	Tmp	13	3.904	10:03:30	10:03:43	0	13s	[+13]	1°	1°
33	Tmp	13	4.281	10:03:57	10:04:07	0	10s	[+10]	1°	1°
34	Tmp	13	4.766	10:04:32	10:04:32	0	0s	0	1°	1°
35	Tmp	13	5.249	10:05:07	10:05:01	0	6s	-6	1°	1°
36	Tmp	13	5.736	10:05:42	10:05:34	0	8s	-8	1°	1°
37	Tmp	13	6.077	10:06:07	10:05:59	0	8s	-8	1°	1°
38	Tmp	13	6.543	10:06:40	10:06:43	0	3s	+3	1°	1°
39	Tmp	17	1.148	10:16:35	10:16:29	0	6s	-6	1°	1°
40	Tmp	17	1.508	10:17:07	10:16:59	0	8s	-8	1°	1°
41	Tmp	17	1.839	10:17:37	10:17:22	0	15s	-15	1°	1°
42	Tmp	17	2.155	10:18:05	10:17:52	0	13s	-13	1°	1°
43	Tmp	17	2.471	10:18:34	10:18:20	0	14s	-14	1°	1°
44	Tmp	17	2.753	10:18:59	10:18:42	0	17s	-17	1°	1°
45	Tmp	17	2.997	10:19:21	10:19:04	0	17s	-17	1°	1°
46	Tmp	17	3.520	10:20:08	10:20:08	0	0s	0	1°	1°
47	Tmp	17	4.087	10:20:59	10:20:58	0	1s	-1	1°	1°
48	Tmp	19	5.368	10:23:22	10:23:09	0	13s	-13	1°	1°
49	Tmp	19	5.756	10:23:50	10:23:33	0	17s	-17	1°	1°
50	Tmp	19	6.153	10:24:19	10:23:57	0	22s	-22	1°	1°
51	Tmp	19	6.514	10:24:45	10:24:24	0	21s	-21	1°	1°
52	Tmp	19	6.891	10:25:12	10:24:52	0	20s	-20	1°	1°
53	Tmp	19	7.253	10:25:38	10:25:18	0	20s	-20	1°	1°
54	Tmp	19	7.607	10:26:03	10:25:44	0	19s	-19	1°	1°
55	Tmp	19	8.043	10:26:35	10:26:22	0	13s	-13	1°	1°

PC	Tp	Trc	DistPC	Ideal	Passagem	Pen	Erro	Pontos	NoPC	AtePC
56	Tmp	19	8.618	10:27:16	10:27:21	0	5s	+5	1°	1°
57	Tmp	19	9.057	10:27:48	10:27:55	0	7s	[+7]	1°	1°
58	Tmp	19	9.453	10:28:16	10:28:24	0	8s	[+8]	1°	1°
59	Tmp	19	9.942	10:28:51	10:28:57	0	6s	[+6]	1°	1°
60	Tmp	19	10.424	10:29:26	10:29:29	0	3s	+3	1°	1°
61	Tmp	19	10.722	10:29:48	10:29:49	0	1s	+1	1°	1°

Num	1	Pen	0	PCZ	6	Total PP	455	Col. Final	1°
-----	---	-----	---	-----	---	----------	-----	------------	----





Passeio Cronometrado da Vindima 2024 - Extra

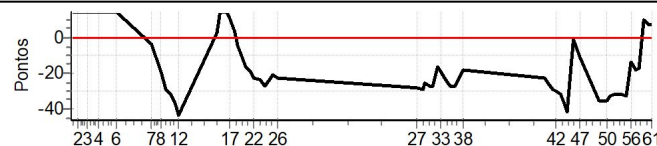


Performance Individual

PC	Tp	Trc	DistPC	Ideal	Passagem	Pen	Erro	Pontos	NoPC	AtePC
N u m	2	2 / Lauri Montemaggiore / Mateus Montemaggiore								
		Cat / NL / Largada CLASSE 1920 A 1930 / 2 / 09:00:30								
		2º								
PC	Tp	Trc	DistPC	Ideal	Passagem	Pen	Erro	Pontos	NoPC	AtePC
1	Tmp	3	1.589	09:19:10	09:21:04	0	1m54s	[+15]	2º	1º
2	Tmp	3	2.282	09:19:54	09:21:45	0	1m51s	[+15]	2º	2º
3	Tmp	3	3.423	09:21:06	09:22:54	0	1m48s	[+15]	2º	2º
4	Tmp	3	4.840	09:22:36	09:24:17	0	1m41s	[+15]	2º	2º
5	Tmp	3	5.905	09:23:43	09:25:17	0	1m34s	[+15]	2º	2º
6	Tmp	3	6.805	09:24:40	09:26:05	0	1m25s	[+15]	2º	2º
7	Tmp	5	1.814	09:29:02	09:28:59	0	3s	-3	1º	1º
8	Tmp	5	2.596	09:30:12	09:29:53	0	19s	-19	2º	1º
9	Tmp	5	3.011	09:30:49	09:30:20	0	29s	-29	2º	2º
10	Tmp	5	3.349	09:31:20	09:30:48	0	32s	-32	2º	2º
11	Tmp	5	3.699	09:31:51	09:31:13	0	38s	-38	2º	2º
12	Tmp	5	3.983	09:32:17	09:31:33	0	44s	-44	2º	2º
13	Tmp	8	0.856	09:37:01	09:37:04	0	3s	+3	2º	2º
14	Tmp	8	1.098	09:37:23	09:37:48	0	25s	[+15]	2º	2º
15	Tmp	8	1.361	09:37:47	09:38:14	0	27s	+15	2º	2º
16	Tmp	8	1.636	09:38:11	09:38:30	0	19s	+15	2º	2º
17	Tmp	8	1.954	09:38:40	09:38:51	0	11s	+11	2º	2º
18	Tmp	8	2.254	09:39:07	09:39:11	0	4s	+4	1º	2º
19	Tmp	8	2.558	09:39:34	09:39:30	0	4s	-4	2º	2º
20	Tmp	8	3.226	09:40:34	09:40:18	0	16s	-16	2º	2º
21	Tmp	8	3.572	09:41:06	09:40:47	0	19s	-19	2º	2º
22	Tmp	8	3.898	09:41:35	09:41:12	0	23s	-23	2º	2º
23	Tmp	8	4.313	09:42:12	09:41:48	0	24s	-24	2º	2º
24	Tmp	8	4.742	09:42:51	09:42:24	0	27s	-27	2º	2º
25	Tmp	8	5.460	09:43:56	09:43:35	0	21s	-21	2º	2º
26	Tmp	8	5.871	09:44:33	09:44:10	0	23s	-23	2º	2º
27	Tmp	13	1.750	10:01:25	10:00:57	0	28s	-28	2º	2º
28	Tmp	13	2.387	10:02:11	10:01:42	0	29s	-29	2º	2º
29	Tmp	13	2.702	10:02:34	10:02:08	0	26s	-26	2º	2º
30	Tmp	13	3.047	10:02:58	10:02:31	0	27s	-27	2º	2º
31	Tmp	13	3.423	10:03:25	10:02:58	0	27s	-27	2º	2º
32	Tmp	13	3.904	10:04:00	10:03:44	0	16s	-16	2º	2º
33	Tmp	13	4.281	10:04:27	10:04:08	0	19s	-19	2º	2º
34	Tmp	13	4.766	10:05:02	10:04:38	0	24s	-24	2º	2º
35	Tmp	13	5.249	10:05:37	10:05:10	0	27s	-27	2º	2º
36	Tmp	13	5.736	10:06:12	10:05:45	0	27s	-27	2º	2º
37	Tmp	13	6.077	10:06:37	10:06:13	0	24s	-24	2º	2º
38	Tmp	13	6.543	10:07:10	10:06:52	0	18s	-18	2º	2º
39	Tmp	17	1.148	10:17:05	10:16:42	0	23s	-23	2º	2º
40	Tmp	17	1.508	10:17:37	10:17:11	0	26s	-26	2º	2º
41	Tmp	17	1.839	10:18:07	10:17:38	0	29s	-29	2º	2º
42	Tmp	17	2.155	10:18:35	10:18:05	0	30s	-30	2º	2º
43	Tmp	17	2.471	10:19:04	10:18:32	0	32s	-32	2º	2º
44	Tmp	17	2.753	10:19:29	10:18:52	0	37s	-37	2º	2º
45	Tmp	17	2.997	10:19:51	10:19:09	0	42s	-42	2º	2º
46	Tmp	17	3.520	10:20:38	10:20:37	0	1s	-1	2º	2º
47	Tmp	17	4.087	10:21:29	10:21:18	0	11s	-11	2º	2º
48	Tmp	19	5.368	10:23:52	10:23:16	0	36s	-36	2º	2º
49	Tmp	19	5.756	10:24:20	10:23:44	0	36s	-36	2º	2º
50	Tmp	19	6.153	10:24:49	10:24:13	0	36s	-36	2º	2º
51	Tmp	19	6.514	10:25:15	10:24:42	0	33s	-33	2º	2º
52	Tmp	19	6.891	10:25:42	10:25:10	0	32s	-32	2º	2º
53	Tmp	19	7.253	10:26:08	10:25:36	0	32s	-32	2º	2º
54	Tmp	19	7.607	10:26:33	10:26:01	0	32s	-32	2º	2º
55	Tmp	19	8.043	10:27:05	10:26:32	0	33s	-33	2º	2º

PC	Tp	Trc	DistPC	Ideal	Passagem	Pen	Erro	Pontos	NoPC	AtePC
56	Tmp	19	8.618	10:27:46	10:27:32	0	14s	-14	2º	2º
57	Tmp	19	9.057	10:28:18	10:28:00	0	18s	-18	2º	2º
58	Tmp	19	9.453	10:28:46	10:28:29	0	17s	-17	2º	2º
59	Tmp	19	9.942	10:29:21	10:29:31	0	10s	+10	2º	2º
60	Tmp	19	10.424	10:29:56	10:30:04	0	8s	+8	2º	2º
61	Tmp	19	10.722	10:30:18	10:30:26	0	8s	+8	2º	2º

Num	2	Pen	0	PCZ	0	Total PP	1238	Col. Final	2º
-----	---	-----	---	-----	---	----------	------	------------	----



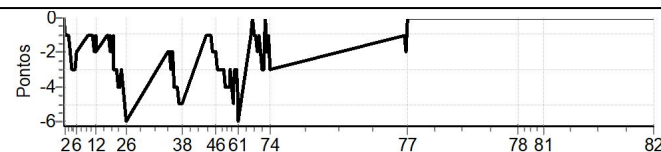


Performance Individual

Table with columns: PC, Tp, Trc, DistPC, Ideal, Passagem, Pen, Erro, Pontos, NoPC, AtePC. Rows 1-55 showing individual performance metrics for participant 4.

Table with columns: PC, Tp, Trc, DistPC, Ideal, Passagem, Pen, Erro, Pontos, NoPC, AtePC. Rows 56-84 showing individual performance metrics for participant 4.

Summary row: Num 4, Pen 0, PCZ 4, Total PP 192, Col. Final 1º





Passeio Cronometrado da Vindima 2024 - Extra

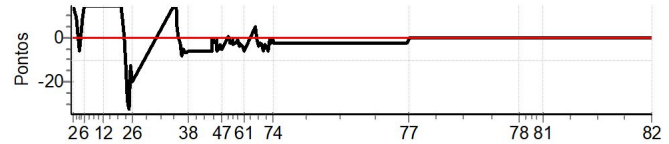


Performance Individual

Table with columns: PC, Tp, Trc, DistPC, Ideal, Passagem, Pen, Erro, Pontos, NoPC, AtePC. Rows 1-55 showing individual performance data.

Table with columns: PC, Tp, Trc, DistPC, Ideal, Passagem, Pen, Erro, Pontos, NoPC, AtePC. Rows 56-84 showing individual performance data.

Summary row: Num 5, Pen 0, PCZ 3, Total PP 441, Col. Final 7º





Passaio Cronometrado da Vindima 2024 - Extra

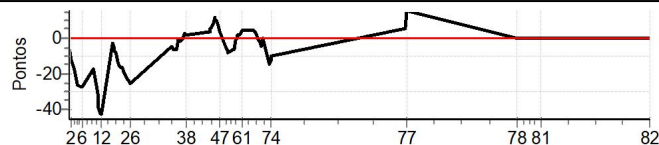


Performance Individual

Table with columns: PC, Tp, Trc, DistPC, Ideal, Passagem, Pen, Erro, Pontos, NoPC, AtePC. Rows 1-55 showing individual performance metrics.

Table with columns: PC, Tp, Trc, DistPC, Ideal, Passagem, Pen, Erro, Pontos, NoPC, AtePC. Rows 56-84 showing individual performance metrics.

Summary row: Num 11, Pen 0, PCZ 3, Total PP 737, Col. Final 7º





Passaio Cronometrado da Vindima 2024 - Extra

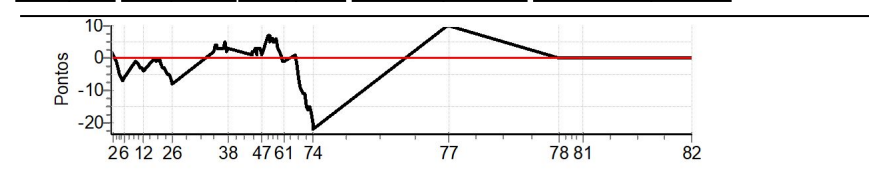


Performance Individual

Table with columns: PC, Tp, Trc, DistPC, Ideal, Passagem, Pen, Erro, Pontos, NoPC, AtePC. Contains driver data for 13 / Lucas Guarneri / Luiz Guarneri, Cat / NL / Largada CLASSE 1931 A 1969 / 13 / 09:06:00. Lists 55 stages with performance metrics.

Table with columns: PC, Tp, Trc, DistPC, Ideal, Passagem, Pen, Erro, Pontos, NoPC, AtePC. Lists stages 56-84 with performance metrics.

Summary row: Num 13, Pen 0, PCZ 3, Total PP 309, Col. Final 4º



Organização

Apuração

Cronometragem



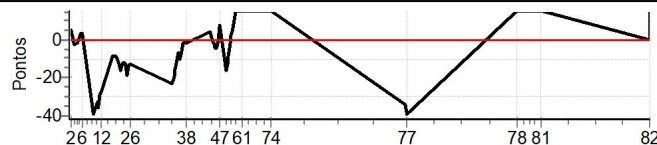


Performance Individual

Table with columns: PC, Tp, Trc, DistPC, Ideal, Passagem, Pen, Erro, Pontos, NoPC, AtePC. Rows 1-55 showing driver performance metrics.

Table with columns: PC, Tp, Trc, DistPC, Ideal, Passagem, Pen, Erro, Pontos, NoPC, AtePC. Rows 56-84 showing driver performance metrics.

Summary row: Num 22, Pen 0, PCZ 0, Total PP 941, Col. Final 20°





Passeio Cronometrado da Vindima 2024 - Extra

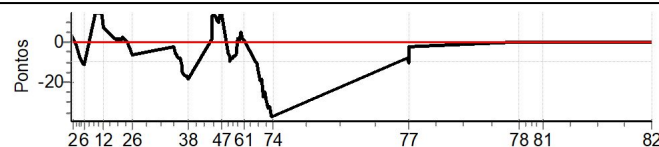


Performance Individual

Table with columns: PC, Tp, Trc, DistPC, Ideal, Passagem, Pen, Erro, Pontos, NoPC, AtePC. Rows 1-55 showing performance data for individual participants.

Table with columns: PC, Tp, Trc, DistPC, Ideal, Passagem, Pen, Erro, Pontos, NoPC, AtePC. Rows 56-84 showing performance data for individual participants.

Summary row: Num 24, Pen 0, PCZ 2, Total PP 666, Col. Final 16º





Passaio Cronometrado da Vindima 2024 - Extra

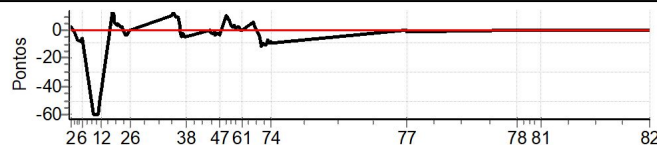


Performance Individual

Table with columns: PC, Tp, Trc, DistPC, Ideal, Passagem, Pen, Erro, Pontos, NoPC, AtePC. Rows 1-55 showing individual performance data.

Table with columns: PC, Tp, Trc, DistPC, Ideal, Passagem, Pen, Erro, Pontos, NoPC, AtePC. Rows 56-84 showing individual performance data.

Summary row: Num 25, Pen 0, PCZ 8, Total PP 567, Col. Final 13°



Passaio Cronometrado da Vindima 2024 - Extra

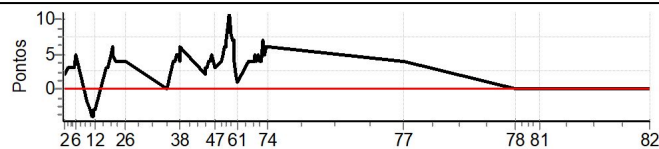


Performance Individual

Table with columns: PC, Tp, Trc, DistPC, Ideal, Passagem, Pen, Erro, Pontos, NoPC, AtePC. It lists performance data for participant 28, including start and end times, penalties, and points.

Table with columns: PC, Tp, Trc, DistPC, Ideal, Passagem, Pen, Erro, Pontos, NoPC, AtePC. It lists performance data for other participants (56-84), including start and end times, penalties, and points.

Summary row for participant 28: Num 28, Pen 0, PCZ 1, Total PP 253, Col. Final 4º





Passeio Cronometrado da Vindima 2024 - Extra

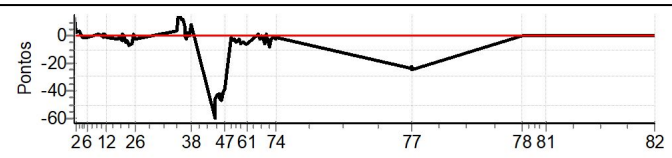


Performance Individual

Table with columns: PC, Tp, Trc, DistPC, Ideal, Passagem, Pen, Erro, Pontos, NoPC, AtePC. Rows 1-55 showing individual performance metrics for participant 33.

Table with columns: PC, Tp, Trc, DistPC, Ideal, Passagem, Pen, Erro, Pontos, NoPC, AtePC. Rows 56-84 showing individual performance metrics for participants 56-84.

Summary row: Num 33, Pen 0, PCZ 6, Total PP 632, Col. Final 14º





Passaio Cronometrado da Vindima 2024 - Extra

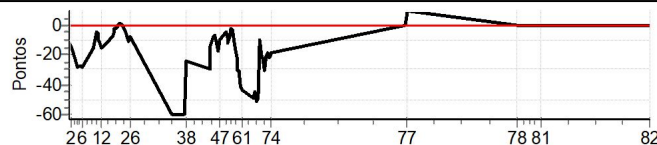


Performance Individual

Table with columns: PC, Tp, Trc, DistPC, Ideal, Passagem, Pen, Erro, Pontos, NoPC, AtePC. Contains driver data for PC 34, including name, category, and a list of 55 stages with their respective times and penalties.

Table with columns: PC, Tp, Trc, DistPC, Ideal, Passagem, Pen, Erro, Pontos, NoPC, AtePC. Contains driver data for PC 56-84, including stage times and penalties.

Summary row for PC 34: Num 34, Pen 0, PCZ 3, Total PP 1653, Col. Final 23º





Passeio Cronometrado da Vindima 2024 - Extra

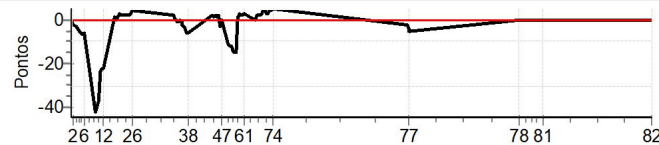


Performance Individual

Table with 11 columns: PC, Tp, Trc, DistPC, Ideal, Passagem, Pen, Erro, Pontos, NoPC, AtePC. Rows include driver information for André Viegas Wentz and Karoline Wentz, and a list of 55 lap results.

Table with 11 columns: PC, Tp, Trc, DistPC, Ideal, Passagem, Pen, Erro, Pontos, NoPC, AtePC. Rows include driver information for André Viegas Wentz and Karoline Wentz, and a list of 49 lap results.

Summary row: Num 37, Pen 0, PCZ 8, Total PP 394, Col. Final 9º





Passeio Cronometrado da Vindima 2024 - Extra

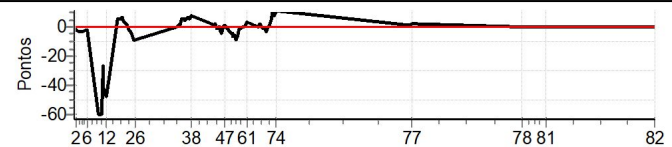


Performance Individual

Table with columns: PC, Tp, Trc, DistPC, Ideal, Passagem, Pen, Erro, Pontos, NoPC, AtePC. Contains performance data for participant 39, including times, distances, and scores for 55 laps.

Table with columns: PC, Tp, Trc, DistPC, Ideal, Passagem, Pen, Erro, Pontos, NoPC, AtePC. Contains performance data for participants 56-84, including times, distances, and scores for 29 laps.

Summary row: Num 39, Pen 0, PCZ 11, Total PP 456, Col. Final 10º





Passeio Cronometrado da Vindima 2024 - Extra

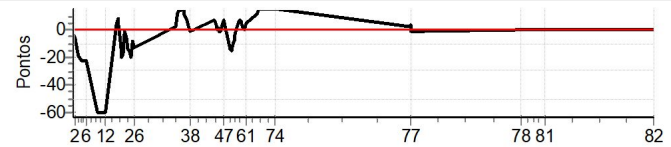


Performance Individual

Table with columns: PC, Tp, Trc, DistPC, Ideal, Passagem, Pen, Erro, Pontos, NoPC, AtePC. Row 41: 41 / Eduardo Valduga / Henrique Luz, Cat / NL / Largada, CLASSE 1970 A 1984 / 41 / 09:20:00.

Table with columns: PC, Tp, Trc, DistPC, Ideal, Passagem, Pen, Erro, Pontos, NoPC, AtePC. Rows 56-84 showing individual performance data.

Summary row: Num 41, Pen 0, PCZ 2, Total PP 912, Col. Final 19º





Passeio Cronometrado da Vindima 2024 - Extra

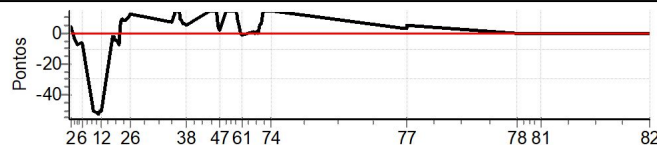


Performance Individual

Table with columns: PC, Tp, Trc, DistPC, Ideal, Passagem, Pen, Erro, Pontos, NoPC, AtePC. Row 42: 42 / Carlos Bertuol / Maisa Bertuol, Cat / NL / Largada, CLASSE 1970 A 1984 / 42 / 09:20:30. Rows 1-55 show individual lap data with time, distance, and points.

Table with columns: PC, Tp, Trc, DistPC, Ideal, Passagem, Pen, Erro, Pontos, NoPC, AtePC. Rows 56-84 show individual lap data for other participants.

Summary row: Num 42, Pen 0, PCZ 3, Total PP 834, Col. Final 18º





Passeio Cronometrado da Vindima 2024 - Extra

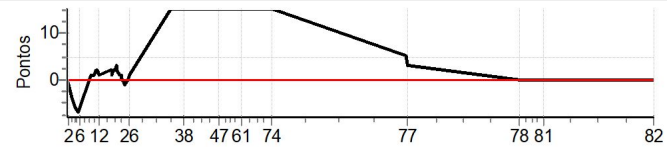


Performance Individual

Table with columns: PC, Tp, Trc, DistPC, Ideal, Passagem, Pen, Erro, Pontos, NoPC, AtePC. Row 43 is highlighted in yellow. It lists performance metrics for various stages from 1 to 55.

Table with columns: PC, Tp, Trc, DistPC, Ideal, Passagem, Pen, Erro, Pontos, NoPC, AtePC. It lists performance metrics for stages 56 to 84.

Summary row: Num 43, Pen 0, PCZ 4, Total PP 647, Col. Final 15°





Passeio Cronometrado da Vindima 2024 - Extra

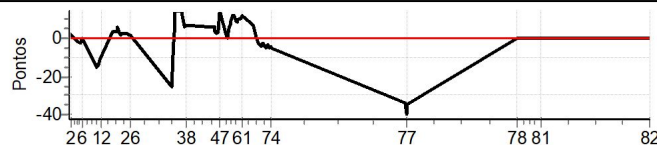


Performance Individual

Table with columns: PC, Tp, Trc, DistPC, Ideal, Passagem, Pen, Erro, Pontos, NoPC, AtePC. Rows 1-55 showing individual performance metrics.

Table with columns: PC, Tp, Trc, DistPC, Ideal, Passagem, Pen, Erro, Pontos, NoPC, AtePC. Rows 56-84 showing individual performance metrics.

Summary row: Num 46, Pen 0, PCZ 4, Total PP 480, Col. Final 10°





Passaio Cronometrado da Vindima 2024 - Extra

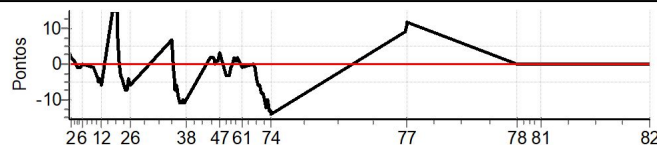


Performance Individual

Table with columns: PC, Tp, Trc, DistPC, Ideal, Passagem, Pen, Erro, Pontos, NoPC, AtePC. Row 49: 49 / Gisele Deitos / Daiane Barbieri, Cat / NL / Largada, CLASSE 1985 A 1994 / 49 / 09:24:00.

Table with columns: PC, Tp, Trc, DistPC, Ideal, Passagem, Pen, Erro, Pontos, NoPC, AtePC. Rows 56-84 showing individual performance data for various participants.

Summary row: Num 49, Pen 0, PCZ 5, Total PP 310, Col. Final 7º





Passeio Cronometrado da Vindima 2024 - Extra

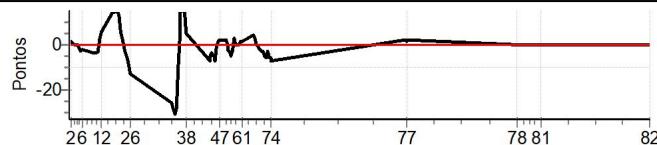


Performance Individual

Table with 11 columns: PC, Tp, Trc, DistPC, Ideal, Passagem, Pen, Erro, Pontos, NoPC, AtePC. It lists performance data for driver 50 (Maykoll Carvalho / Benicio Carvalho) across 55 laps. The table is divided into sections for the first 10 laps and the remainder of the race.

Table with 11 columns: PC, Tp, Trc, DistPC, Ideal, Passagem, Pen, Erro, Pontos, NoPC, AtePC. It lists performance data for driver 56 through 84 across 10 laps.

Summary table for driver 50: Num 50, Pen 0, PCZ 8, Total PP 376, Col. Final 8°.



468 Vinhedos



MARCELO GUAZZELLI
CRONOMETRAGEM





Passeio Cronometrado da Vindima 2024 - Extra

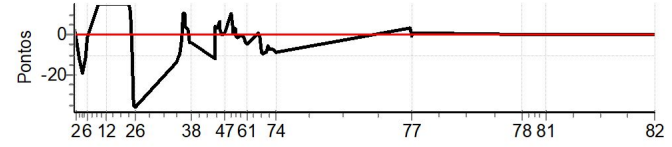


Performance Individual

Table with columns: PC, Tp, Trc, DistPC, Ideal, Passagem, Pen, Erro, Pontos, NoPC, AtePC. Rows 1-55 showing individual performance metrics for participant 51.

Table with columns: PC, Tp, Trc, DistPC, Ideal, Passagem, Pen, Erro, Pontos, NoPC, AtePC. Rows 56-84 showing individual performance metrics for participants 56-84.

Summary row: Num 51, Pen 0, PCZ 2, Total PP 495, Col. Final 11º





Passaio Cronometrado da Vindima 2024 - Extra

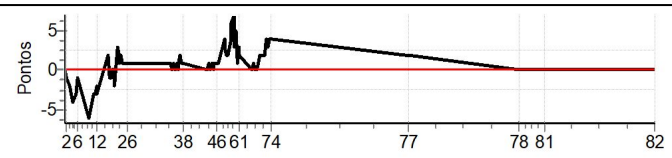


Performance Individual

Table with columns: PC, Tp, Trc, DistPC, Ideal, Passagem, Pen, Erro, Pontos, NoPC, AtePC. Rows 1-55 showing individual performance metrics.

Table with columns: PC, Tp, Trc, DistPC, Ideal, Passagem, Pen, Erro, Pontos, NoPC, AtePC. Rows 56-84 showing individual performance metrics.

Summary row: Num 52, Pen 0, PCZ 15, Total PP 100, Col. Final 2°





Passaio Cronometrado da Vindima 2024 - Extra

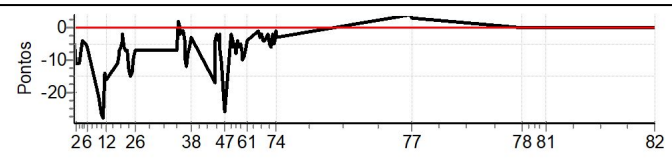


Performance Individual

Table with columns: PC, Tp, Trc, DistPC, Ideal, Passagem, Pen, Erro, Pontos, NoPC, AtePC. Rows 1-55 showing individual performance metrics for driver 53.

Table with columns: PC, Tp, Trc, DistPC, Ideal, Passagem, Pen, Erro, Pontos, NoPC, AtePC. Rows 56-84 showing individual performance metrics for driver 53.

Summary row: Num 53, Pen 0, PCZ 1, Total PP 560, Col. Final 13º





Passeio Cronometrado da Vindima 2024 - Extra

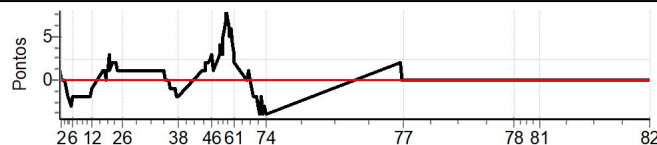


Performance Individual

Table with columns: PC, Tp, Trc, DistPC, Ideal, Passagem, Pen, Erro, Pontos, NoPC, AtePC. Row 55 is highlighted in yellow. It lists performance metrics for various laps (1-55) including time, distance, and points.

Table with columns: PC, Tp, Trc, DistPC, Ideal, Passagem, Pen, Erro, Pontos, NoPC, AtePC. It lists performance metrics for laps 56-84, including time, distance, and points.

Summary row: Num 55, Pen 0, PCZ 11, Total PP 106, Col. Final 4º



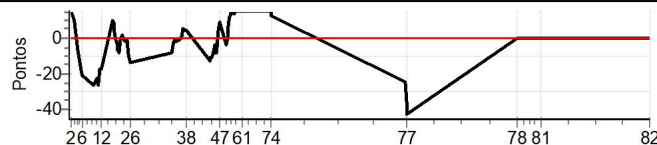


Performance Individual

Table with columns: PC, Tp, Trc, DistPC, Ideal, Passagem, Pen, Erro, Pontos, NoPC, AtePC. Row 57 is highlighted in yellow. It lists performance data for 57 participants, including times, distances, and point differences.

Table with columns: PC, Tp, Trc, DistPC, Ideal, Passagem, Pen, Erro, Pontos, NoPC, AtePC. It lists performance data for participants 56 through 84, including times, distances, and point differences.

Summary row: Num 57, Pen 0, PCZ 4, Total PP 729, Col. Final 14º





Passeio Cronometrado da Vindima 2024 - Extra

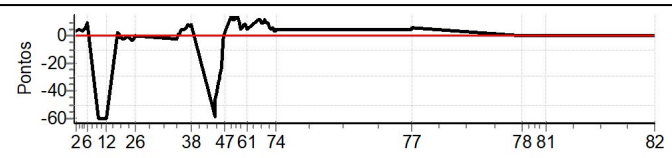


Performance Individual

Table with columns: PC, Tp, Trc, DistPC, Ideal, Passagem, Pen, Erro, Pontos, NoPC, AtePC. Rows 1-55 showing individual performance data.

Table with columns: PC, Tp, Trc, DistPC, Ideal, Passagem, Pen, Erro, Pontos, NoPC, AtePC. Rows 56-84 showing individual performance data.

Summary row: Num 60, Pen 0, PCZ 2, Total PP 871, Col. Final 6°





Passeio Cronometrado da Vindima 2024 - Extra

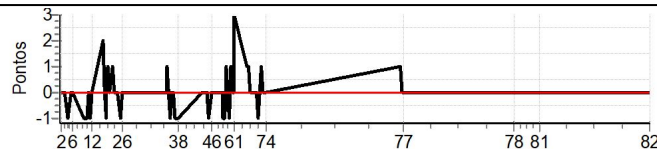


Performance Individual

Table with columns: PC, Tp, Trc, DistPC, Ideal, Passagem, Pen, Erro, Pontos, NoPC, AtePC. Row 61: 61 / Adilson Baher / Rosane Baher, Cat / NL / Largada, CLASSE 1995 A 2004 / 61 / 09:30:00. Rows 1-55 show individual lap data.

Table with columns: PC, Tp, Trc, DistPC, Ideal, Passagem, Pen, Erro, Pontos, NoPC, AtePC. Rows 56-84 show individual lap data for the second driver.

Summary row: Num 61, Pen 0, PCZ 49, Total PP 19, Col. Final 1º





Passeio Cronometrado da Vindima 2024 - Extra



Performance Individual

Table with columns: PC, Tp, Trc, DistPC, Ideal, Passagem, Pen, Erro, Pontos, NoPC, AtePC. Row 64: 64 / William Wilmsen / Marcelo Bertin, Cat / NL / Largada, CLASSE 1995 A 2004 / 64 / 09:31:30. Rows 1-55 show individual lap data.

Table with columns: PC, Tp, Trc, DistPC, Ideal, Passagem, Pen, Erro, Pontos, NoPC, AtePC. Rows 56-84 show individual lap data.

Summary row: Num 64, Pen 0, PCZ 10, Total PP 170, Col. Final 3º

