



GPS TIMING

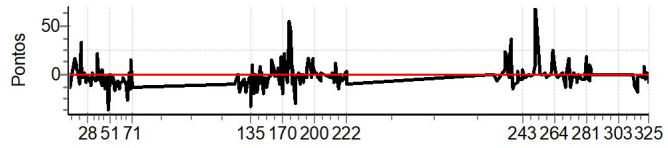
Performance Individual

GPS TIMING

Table with 10 columns: PC, Tp, Trc, DistPC, Ideal, Passagem, Pen, Erro, Pontos, NoPC, AtePC. Contains driver data for PC 1.

Table with 10 columns: PC, Tp, Trc, DistPC, Ideal, Passagem, Pen, Erro, Pontos, NoPC, AtePC. Contains driver data for PC 71 and detailed data for Etapa A.

PC	Tp	Trc	DistPC	Ideal	Passagem	Pen	Erro	Pontos	NoPC	AtePC
----	----	-----	--------	-------	----------	-----	------	--------	------	-------





GPS TIMING

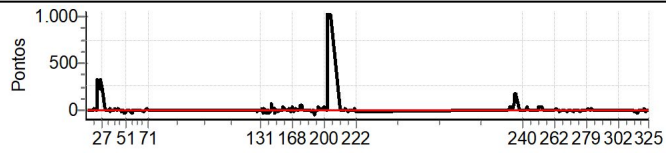
Performance Individual

GPS TIMING

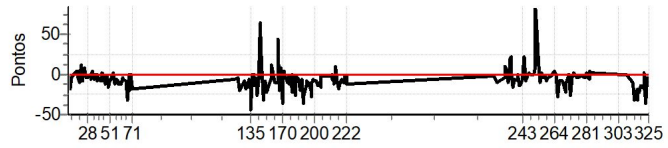
Table with columns: PC, Tp, Trc, DistPC, Ideal, Passagem, Pen, Erro, Pontos, NoPC, AtePC. Includes data for participant 2 (Paula Breves / Vilma Rafael) and a summary row for Rio de Janeiro_rj (Mitsubishi Pajero Full).

Table with columns: PC, Tp, Trc, DistPC, Ideal, Passagem, Pen, Erro, Pontos, NoPC, AtePC. Includes summary row for Etapa A (Total PP 1735, PG 11) and a list of participants from PC 123 to 184.

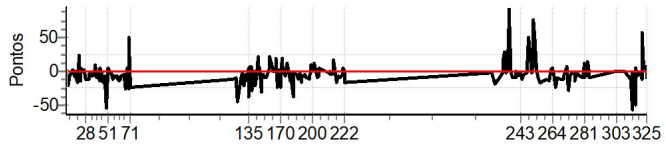
PC	Tp	Trc	DistPC	Ideal	Passagem	Pen	Erro	Pontos	NoPC	AtePC
----	----	-----	--------	-------	----------	-----	------	--------	------	-------



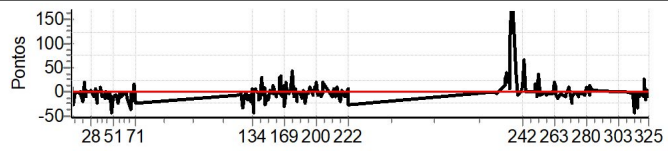
PC	Tp	Trc	DistPC	Ideal	Passagem	Pen	Erro	Pontos	NoPC	AtePC
----	----	-----	--------	-------	----------	-----	------	--------	------	-------



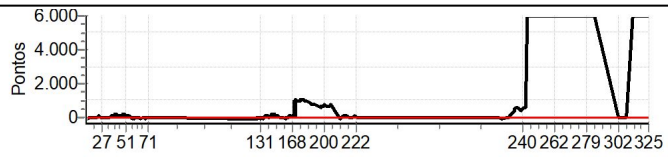
PC	Tp	Trc	DistPC	Ideal	Passagem	Pen	Erro	Pontos	NoPC	AtePC
----	----	-----	--------	-------	----------	-----	------	--------	------	-------



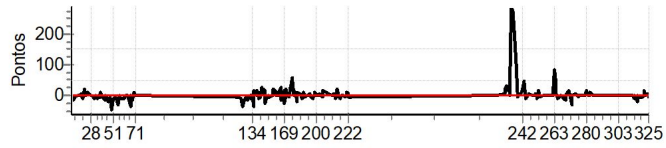
PC	Tp	Trc	DistPC	Ideal	Passagem	Pen	Erro	Pontos	NoPC	AtePC
----	----	-----	--------	-------	----------	-----	------	--------	------	-------



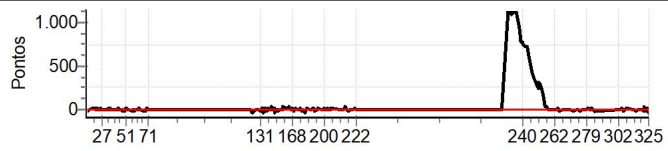
PC	Tp	Trc	DistPC	Ideal	Passagem	Pen	Erro	Pontos	NoPC	AtePC
----	----	-----	--------	-------	----------	-----	------	--------	------	-------



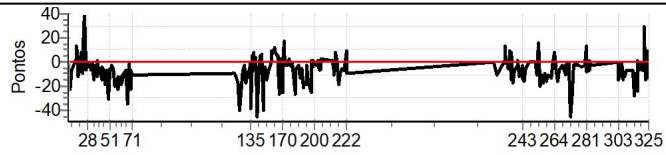
PC	Tp	Trc	DistPC	Ideal	Passagem	Pen	Erro	Pontos	NoPC	AtePC
----	----	-----	--------	-------	----------	-----	------	--------	------	-------



PC	Tp	Trc	DistPC	Ideal	Passagem	Pen	Erro	Pontos	NoPC	AtePC
----	----	-----	--------	-------	----------	-----	------	--------	------	-------

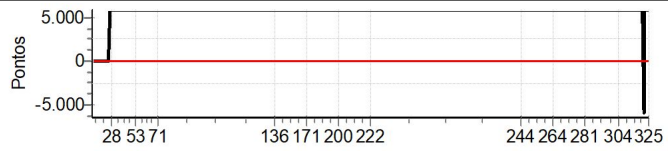


PC	Tp	Trc	DistPC	Ideal	Passagem	Pen	Erro	Pontos	NoPC	AtePC
----	----	-----	--------	-------	----------	-----	------	--------	------	-------

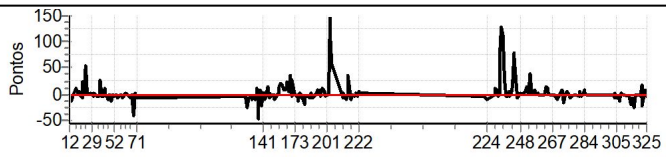




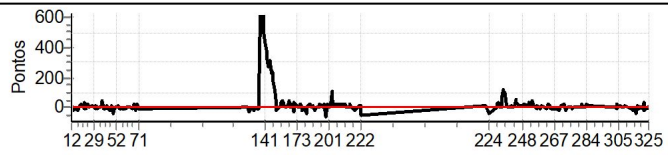
PC	Tp	Trc	DistPC	Ideal	Passagem	Pen	Erro	Pontos	NoPC	AtePC
----	----	-----	--------	-------	----------	-----	------	--------	------	-------



PC	Tp	Trc	DistPC	Ideal	Passagem	Pen	Erro	Pontos	NoPC	AtePC
----	----	-----	--------	-------	----------	-----	------	--------	------	-------

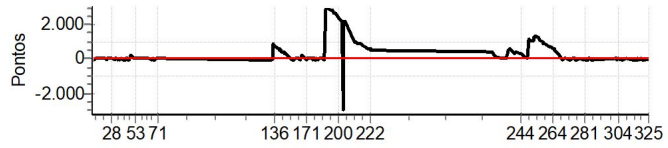


PC	Tp	Trc	DistPC	Ideal	Passagem	Pen	Erro	Pontos	NoPC	AtePC
----	----	-----	--------	-------	----------	-----	------	--------	------	-------



Main table with columns: PC, Tp, Trc, DistPC, Ideal, Passagem, Pen, Erro, Pontos, NoPC, AtePC. Includes summary rows for participant '14' and a detailed list of 184 performance records.

PC	Tp	Trc	DistPC	Ideal	Passagem	Pen	Erro	Pontos	NoPC	AtePC
----	----	-----	--------	-------	----------	-----	------	--------	------	-------



PC	Tp	Trc	DistPC	Ideal	Passagem	Pen	Erro	Pontos	NoPC	AtePC
----	----	-----	--------	-------	----------	-----	------	--------	------	-------

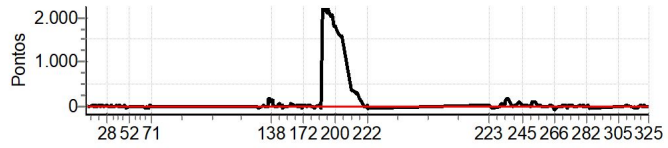




Table with columns: PC, Tp, Trc, DistPC, Ideal, Passagem, Pen, Erro, Pontos, NoPC, AtePC. Rows 185-222.

Summary row for Etapa B: Num 16, Pen 0, PCZ 5, Total PP 1800, PG 15

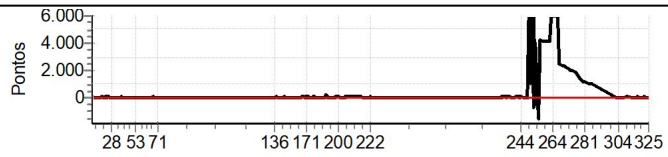
Table with columns: PC, Tp, Trc, DistPC, Ideal, Passagem, Pen, Erro, Pontos, NoPC, AtePC. Rows 223-249.

Table with columns: PC, Tp, Trc, DistPC, Ideal, Passagem, Pen, Erro, Pontos, NoPC, AtePC. Rows 250-325.

Summary row for Etapa C: Num 16, Pen 0, PCZ 1, Total PP 106236, PG 12

Summary row for overall performance: n° 6, A PP 642, 4°, B PP 1800, 2°, C PP 106236, 5°, Tot PP 108678, Col. 5°

PC	Tp	Trc	DistPC	Ideal	Passagem	Pen	Erro	Pontos	NoPC	AtePC
----	----	-----	--------	-------	----------	-----	------	--------	------	-------





GPS TIMING

Performance Individual

GPS TIMING

Table with columns: PC, Tp, Trc, DistPC, Ideal, Passagem, Pen, Erro, Pontos, NoPC, AtePC. Rows include driver info for PC 22 (Jeferson Faciroli da Cruz) and a list of lap times (PC 1-60).

Table with columns: PC, Tp, Trc, DistPC, Ideal, Passagem, Pen, Erro, Pontos, NoPC, AtePC. Rows 61-71 showing lap times for various drivers.

Summary row for Etapa A: Num 22, Pen 0, PCZ 1, Total PP 4103, PG 17.

Table with columns: PC, Tp, Trc, DistPC, Ideal, Passagem, Pen, Erro, Pontos, NoPC, AtePC. Rows 123-183 showing lap times for various drivers.



GPS TIMING

Performance Individual

GPS TIMING

Table with columns: PC, Tp, Trc, DistPC, Ideal, Passagem, Pen, Erro, Pontos, NoPC, AtePC. Rows 185-222.

Table with columns: PC, Tp, Trc, DistPC, Ideal, Passagem, Pen, Erro, Pontos, NoPC, AtePC. Rows 250-325.

Summary row for Etapa B: Num 31, Pen 0, PCZ 5, Total PP 1520, PG 14.

Table with columns: PC, Tp, Trc, DistPC, Ideal, Passagem, Pen, Erro, Pontos, NoPC, AtePC. Rows 223-249.

Summary row for Etapa C: Num 31, Pen 0, PCZ 0, Total PP 64632, PG 14.

Summary row for overall performance: n° 3, A PP 2312, B PP 1520, C PP 64632, Tot PP 68464, Col. 3°.

PC	Tp	Trc	DistPC	Ideal	Passagem	Pen	Erro	Pontos	NoPC	AtePC
----	----	-----	--------	-------	----------	-----	------	--------	------	-------

