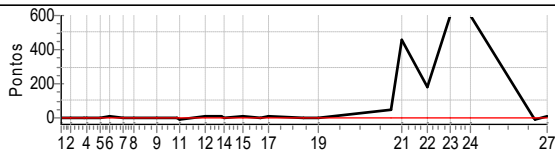




Performance Individual

PC	Tp	Trc	DistPC	Ideal	Passagem	Pen	Erro	Pontos	NoPC	AtePC
<b>N</b> <b>u</b> <b>m</b>	<b>2</b>	2 / Joao Paulo Nocetti Tonello / Gilson Alexandre Pinto								
		Cat / NL / Largada CAAT / 2 / 08:02:00								
	<b>13°</b>	CORCEL GT								
PC	Tp	Trc	DistPC	Ideal	Passagem	Pen	Erro	Pontos	NoPC	AtePC
1	Tmp	5	3.090	8:05:03.22	8:04:58.26	0	5s	-5	31°	36°
2	Tmp	9	8.208	8:09:34.02	8:09:34.09	0	0s	0	6°	18°
3	Tmp	12	14.805	8:15:23.78	8:15:23.78	0	0s	0	7°	11°
4	Tmp	14	15.746	8:16:32.78	8:16:33.22	0	0s	0	3°	4°
5	Tmp	20	23.491	8:22:38.27	8:22:38.39	0	0s	0	7°	3°
6	Tmp	22	29.166	8:27:09.12	8:27:11.52	0	2s	+2	12°	2°
7	Tmp	28	35.743	8:32:55.91	8:32:55.89	0	0s	0	8°	1°
8	Tmp	32	42.097	8:38:00.67	8:38:00.67	0	0s	0	5°	1°
9	Tmp	45	3.568	8:48:28.79	8:48:28.68	0	0s	0	3°	1°
10	Tmp	50	12.043	8:57:36.42	8:57:36.68	0	0s	0	3°	1°
11	Tmp	52	12.882	8:58:38.46	8:58:28.86	0	10s	-10	17°	3°
12	Tmp	59	22.158	9:09:57.56	9:10:00.50	0	3s	+3	6°	3°
13	Tmp	68	26.262	9:17:12.10	9:17:14.14	0	2s	+2	12°	2°
14	Tmp	70	27.188	9:18:41.84	9:18:42.58	0	1s	+1	11°	2°
15	Tmp	78	35.487	9:27:07.36	9:27:10.25	0	3s	+3	7°	2°
16	Tmp	83	43.649	9:35:19.75	9:35:14.63	0	5s	-5	6°	2°
17	Tmp	89	46.747	9:38:35.70	9:38:37.62	0	2s	+2	10°	1°
18	Tmp	111	56.710	9:54:36.95	9:54:31.88	0	5s	-5	12°	2°
19	Tmp	114	6.272	10:01:09.84	10:01:08.74	0	1s	-1	4°	2°
20	Tmp	120	3.787	10:34:12.56	10:34:59.65	0	47s	+47	39°	3°
21	Tmp	125	7.519	10:38:49.01	10:46:30.31	0	7m41s	[+461]	43°	5°
22	Tmp	132	12.758	10:50:52.30	10:53:55.72	0	3m03s	+183	37°	16°
23	Tmp	139	16.688	11:01:00.25	--:--:--	0		+600	49°	20°
24	Tmp	145	20.546	11:10:05.12	--:--:--	0		+600	49°	25°
25	Tmp	168	46.208	11:38:20.89	11:38:21.10	0	0s	0	1°	20°
26	Tmp	168	46.490	11:39:07.04	11:38:53.85	0	13s	-13	2°	18°
27	Tmp	174	52.509	11:44:43.81	11:44:46.26	0	2s	+2	2°	13°

Num	2	Pen	0	PCZ	9	Total PP	1484	Col. Final	13°
-----	---	-----	---	-----	---	----------	------	------------	-----

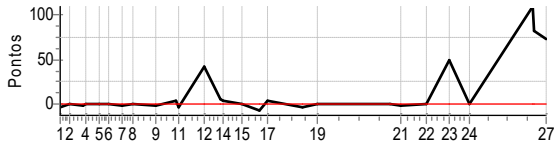




Performance Individual

PC	Tp	Trc	DistPC	Ideal	Passagem	Pen	Erro	Pontos	NoPC	AtePC
N u m	3	3 / Marcelo Lima / Gustavo Lima								
		Cat / NL / Largada CAAT / 3 / 08:03:00								
		VOYAGE								
1	Tmp	5	3.090	8:06:03.22	8:05:59.78	0	3s	-3	19°	25°
2	Tmp	9	8.208	8:10:34.02	8:10:33.69	0	0s	0	5°	11°
3	Tmp	12	14.805	8:16:23.78	8:16:23.05	0	1s	-1	12°	7°
4	Tmp	14	15.746	8:17:32.78	8:17:33.44	0	1s	+1	11°	2°
5	Tmp	20	23.491	8:23:38.27	8:23:38.69	0	0s	0	6°	1°
6	Tmp	22	29.166	8:28:09.12	8:28:09.68	0	1s	+1	8°	1°
7	Tmp	28	35.743	8:33:55.91	8:33:54.89	0	1s	-1	19°	2°
8	Tmp	32	42.097	8:39:00.67	8:39:00.34	0	0s	0	4°	2°
9	Tmp	45	3.568	8:49:28.79	8:49:28.13	0	1s	-1	6°	2°
10	Tmp	50	12.043	8:58:36.42	8:58:39.02	0	3s	+3	10°	2°
11	Tmp	52	12.882	8:59:38.46	8:59:35.58	0	3s	-3	7°	1°
12	Tmp	59	22.158	9:10:57.56	9:11:40.00	0	42s	+42	25°	1°
13	Tmp	68	26.262	9:18:12.10	9:18:17.24	0	5s	+5	17°	3°
14	Tmp	70	27.188	9:19:41.84	9:19:45.10	0	3s	+3	16°	3°
15	Tmp	78	35.487	9:28:07.36	9:28:07.11	0	0s	0	3°	1°
16	Tmp	83	43.649	9:36:19.75	9:36:12.89	0	7s	-7	9°	4°
17	Tmp	89	46.747	9:39:35.70	9:39:39.27	0	4s	+4	18°	4°
18	Tmp	111	56.710	9:55:36.95	9:55:32.58	0	4s	-4	6°	4°
19	Tmp	114	6.272	10:02:09.84	10:02:09.87	0	0s	0	3°	4°
20	Tmp	120	3.787	10:35:12.56	10:35:13.21	0	1s	+1	7°	2°
21	Tmp	125	7.519	10:39:49.01	10:39:47.77	0	1s	-1	11°	2°
22	Tmp	132	12.758	10:51:52.30	10:51:52.01	0	0s	0	2°	2°
23	Tmp	139	16.688	11:02:00.25	11:02:49.61	0	49s	+49	22°	3°
24	Tmp	145	20.546	11:11:05.12	11:11:04.96	0	0s	0	1°	2°
25	Tmp	168	46.208	11:39:20.89	11:41:10.37	0	1m49s	[+109]	14°	2°
26	Tmp	168	46.490	11:40:07.04	11:41:28.24	0	1m21s	+81	25°	3°
27	Tmp	174	52.509	11:45:43.81	11:46:55.76	0	1m12s	+72	12°	4°

Num	3	Pen	0	PCZ	7	Total PP	283	Col. Final	4°
-----	---	-----	---	-----	---	----------	-----	------------	----

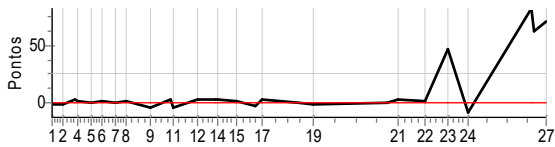




## Performance Individual

PC	Tp	Trc	DistPC	Ideal	Passagem	Pen	Erro	Pontos	NoPC	AtePC
<b>N</b> <b>u</b> <b>m</b>	<b>4</b>	4 / Pedro Marcos Noceti Tonello / Felipe Caetano de S. E Silva								
		Cat / NL / Largada CAAT / 4 / 08:04:00								
	<b>1°</b>	K. GHIA								
PC	Tp	Trc	DistPC	Ideal	Passagem	Pen	Erro	Pontos	NoPC	AtePC
1	Tmp	5	3.090	8:07:03.22	8:07:01.09	0	2s	-2	13°	22°
2	Tmp	9	8.208	8:11:34.02	8:11:31.80	0	2s	-2	14°	16°
3	Tmp	12	14.805	8:17:23.78	8:17:25.56	0	2s	+2	14°	8°
4	Tmp	14	15.746	8:18:32.78	8:18:33.45	0	1s	+1	10°	5°
5	Tmp	20	23.491	8:24:38.27	8:24:37.90	0	0s	0	5°	4°
6	Tmp	22	29.166	8:29:09.12	8:29:10.07	0	1s	+1	7°	3°
7	Tmp	28	35.743	8:34:55.91	8:34:56.00	0	0s	0	7°	3°
8	Tmp	32	42.097	8:40:00.67	8:40:01.32	0	1s	+1	12°	3°
9	Tmp	45	3.568	8:50:28.79	8:50:24.58	0	4s	-4	10°	4°
10	Tmp	50	12.043	8:59:36.42	8:59:38.29	0	2s	+2	7°	4°
11	Tmp	52	12.882	9:00:38.46	9:00:34.60	0	4s	-4	11°	4°
12	Tmp	59	22.158	9:11:57.56	9:12:00.52	0	3s	+3	5°	4°
13	Tmp	68	26.262	9:19:12.10	9:19:14.57	0	2s	+2	11°	4°
14	Tmp	70	27.188	9:20:41.84	9:20:44.99	0	3s	+3	15°	4°
15	Tmp	78	35.487	9:29:07.36	9:29:08.45	0	1s	+1	5°	3°
16	Tmp	83	43.649	9:37:19.75	9:37:17.10	0	3s	-3	5°	3°
17	Tmp	89	46.747	9:40:35.70	9:40:37.85	0	2s	+2	9°	2°
18	Tmp	111	56.710	9:56:36.95	9:56:35.65	0	1s	-1	1°	1°
19	Tmp	114	6.272	10:03:09.84	10:03:07.86	0	2s	-2	9°	1°
20	Tmp	120	3.787	10:36:12.56	10:36:12.22	0	0s	0	2°	1°
21	Tmp	125	7.519	10:40:49.01	10:40:52.24	0	3s	+3	18°	1°
22	Tmp	132	12.758	10:52:52.30	10:52:53.43	0	1s	+1	6°	1°
23	Tmp	139	16.688	11:03:00.25	11:03:47.45	0	47s	+47	21°	1°
24	Tmp	145	20.546	11:12:05.12	11:11:55.80	0	9s	-9	8°	1°
25	Tmp	168	46.208	11:40:20.89	11:41:43.90	0	1m23s	[+83]	13°	1°
26	Tmp	168	46.490	11:41:07.04	11:42:10.42	0	1m03s	+63	23°	1°
27	Tmp	174	52.509	11:46:43.81	11:47:56.22	0	1m12s	+72	11°	1°

Num.	4	Pen	0	PCZ	3	Total PP	231	Col. Final	1°
------	---	-----	---	-----	---	----------	-----	------------	----

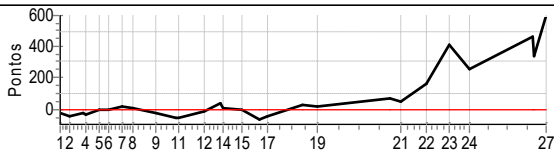




Performance Individual

PC	Tp	Trc	DistPC	Ideal	Passagem	Pen	Erro	Pontos	NoPC	AtePC
<b>N</b> <b>u</b> <b>m</b>	<b>5</b>	5 / Geraldo Antonio Mine / Cassio Mine								
		Cat / NL / Largada CAAT / 54 / 08:54:00								
	<b>23°</b>	PHOENIX								
PC	Tp	Trc	DistPC	Ideal	Passagem	Pen	Erro	Pontos	NoPC	AtePC
1	Tmp	5	3.090	8:57:03.22	8:56:39.28	0	24s	-24	47°	48°
2	Tmp	9	8.208	9:01:34.02	9:00:43.83	0	50s	-50	45°	47°
3	Tmp	12	14.805	9:07:23.78	9:06:55.74	0	28s	-28	43°	47°
4	Tmp	14	15.746	9:08:32.78	9:08:00.12	0	33s	-33	44°	44°
5	Tmp	20	23.491	9:14:38.27	9:14:33.56	0	5s	-5	24°	44°
6	Tmp	22	29.166	9:19:09.12	9:19:04.03	0	5s	-5	19°	43°
7	Tmp	28	35.743	9:24:55.91	9:25:10.13	0	14s	+14	40°	43°
8	Tmp	32	42.097	9:30:00.67	9:30:11.79	0	11s	+11	39°	41°
9	Tmp	45	3.568	9:40:28.79	9:39:59.45	0	29s	-29	33°	36°
10	Tmp	50	12.043	9:49:36.42	9:48:41.97	0	54s	-54	35°	34°
11	Tmp	52	12.882	9:50:38.46	9:49:43.55	0	55s	-55	31°	31°
12	Tmp	59	22.158	10:01:57.56	10:01:44.06	0	14s	-14	18°	30°
13	Tmp	68	26.262	10:09:12.10	10:09:45.29	0	33s	+33	22°	24°
14	Tmp	70	27.188	10:10:41.84	10:10:52.22	0	10s	+10	20°	22°
15	Tmp	78	35.487	10:19:07.36	10:19:03.35	0	4s	-4	8°	20°
16	Tmp	83	43.649	10:27:19.75	10:26:13.38	0	1m06s	-66	32°	20°
17	Tmp	89	46.747	10:30:35.70	10:29:49.89	0	46s	-46	33°	20°
18	Tmp	111	56.710	10:46:36.95	10:47:04.15	0	27s	+27	30°	20°
19	Tmp	114	6.272	10:53:09.84	10:53:27.58	0	18s	+18	28°	20°
20	Tmp	120	3.787	11:26:12.56	11:27:21.84	0	1m09s	+69	41°	19°
21	Tmp	125	7.519	11:30:49.01	11:31:39.84	0	51s	+51	38°	19°
22	Tmp	132	12.758	11:42:52.30	11:45:39.40	0	2m47s	+167	36°	20°
23	Tmp	139	16.688	11:53:00.25	11:59:49.70	0	6m49s	+409	30°	19°
24	Tmp	145	20.546	12:02:05.12	12:06:17.29	0	4m12s	+252	29°	20°
25	Tmp	168	46.208	12:30:20.89	12:38:06.86	0	7m46s	[+466]	16°	21°
26	Tmp	168	46.490	12:31:07.04	12:36:44.78	0	5m38s	+338	31°	22°
27	Tmp	174	52.509	12:36:43.81	--:--:--	0		+600	15°	23°

Num	5	Pen	0	PCZ	0	Total PP	2412	Col. Final	23°
-----	---	-----	---	-----	---	----------	------	------------	-----

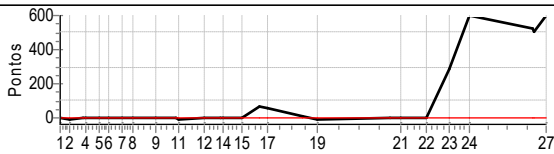




Performance Individual

PC	Tp	Trc	DistPC	Ideal	Passagem	Pen	Erro	Pontos	NoPC	AtePC
<b>N</b> <b>u</b> <b>m</b>	<b>6</b>	6 / Luis Felipe de Siqueira Lopes / Rosicleide R. da S. Lopes								
		Cat / NL / Largada CAAT / 6 / 08:06:00								
	<b>19°</b>	FUSCA								
PC	Tp	Trc	DistPC	Ideal	Passagem	Pen	Erro	Pontos	NoPC	AtePC
1	Tmp	5	3.090	8:09:03.22	8:09:00.04	0	3s	-3	18°	24°
2	Tmp	9	8.208	8:13:34.02	8:13:28.19	0	6s	-6	28°	27°
3	Tmp	12	14.805	8:19:23.78	8:19:24.59	0	1s	+1	11°	18°
4	Tmp	14	15.746	8:20:32.78	8:20:34.94	0	2s	+2	15°	15°
5	Tmp	20	23.491	8:26:38.27	8:26:36.78	0	1s	-1	14°	11°
6	Tmp	22	29.166	8:31:09.12	8:31:05.00	0	4s	-4	18°	11°
7	Tmp	28	35.743	8:36:55.91	8:36:54.64	0	1s	-1	18°	10°
8	Tmp	32	42.097	8:42:00.67	8:41:59.60	0	1s	-1	11°	10°
9	Tmp	45	3.568	8:52:28.79	8:52:28.64	0	0s	0	2°	8°
10	Tmp	50	12.043	9:01:36.42	9:01:37.59	0	1s	+1	5°	6°
11	Tmp	52	12.882	9:02:38.46	9:02:30.94	0	8s	-8	16°	6°
12	Tmp	59	22.158	9:13:57.56	9:14:01.02	0	3s	+3	4°	5°
13	Tmp	68	26.262	9:21:12.10	9:21:11.27	0	1s	-1	7°	5°
14	Tmp	70	27.188	9:22:41.84	9:22:41.64	0	0s	0	3°	5°
15	Tmp	78	35.487	9:31:07.36	9:31:06.77	0	1s	-1	4°	5°
16	Tmp	83	43.649	9:39:19.75	9:40:22.74	0	1m03s	+63	31°	5°
17	Tmp	89	46.747	9:42:35.70	9:43:37.00	0	1m01s	+61	34°	10°
18	Tmp	111	56.710	9:58:36.95	9:58:48.85	0	12s	+12	20°	10°
19	Tmp	114	6.272	10:05:09.84	10:04:59.49	0	10s	-10	24°	10°
20	Tmp	120	3.787	10:38:12.56	10:38:13.32	0	1s	+1	6°	10°
21	Tmp	125	7.519	10:42:49.01	10:42:50.46	0	1s	+1	10°	10°
22	Tmp	132	12.758	10:54:52.30	10:54:54.80	0	3s	+3	11°	9°
23	Tmp	139	16.688	11:05:00.25	11:09:49.61	0	4m49s	+289	29°	11°
24	Tmp	145	20.546	11:14:05.12	--:--:--	0		+600	48°	16°
25	Tmp	168	46.208	11:42:20.89	11:51:06.30	0	8m45s	[+525]	18°	17°
26	Tmp	168	46.490	11:43:07.04	11:51:32.31	0	8m25s	+505	33°	19°
27	Tmp	174	52.509	11:48:43.81	--:--:--	0		+600	49°	19°

Num	6	Pen	0	PCZ	2	Total PP	2178	Col. Final	19°
-----	---	-----	---	-----	---	----------	------	------------	-----

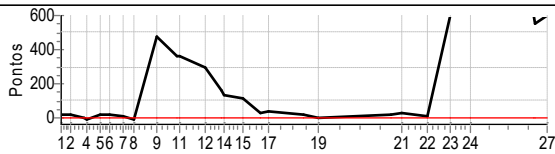




Performance Individual

PC	Tp	Trc	DistPC	Ideal	Passagem	Pen	Erro	Pontos	NoPC	AtePC
<b>N</b> <b>u</b> <b>m</b>	<b>7</b>	7 / Paulo Rodrigues Guino / Mauricio Fran Zini								
	<b>33°</b>	Cat / NL / Largada CAAT / 7 / 08:07:00								
		FUSCA								
PC	Tp	Trc	DistPC	Ideal	Passagem	Pen	Erro	Pontos	NoPC	AtePC
1	Tmp	5	3.090	8:10:03.22	8:10:25.66	0	22s	+22	46°	17°
2	Tmp	9	8.208	8:14:34.02	8:14:48.71	0	15s	+15	39°	40°
3	Tmp	12	14.805	8:20:23.78	8:20:19.79	0	4s	-4	20°	35°
4	Tmp	14	15.746	8:21:32.78	8:21:23.94	0	9s	-9	34°	35°
5	Tmp	20	23.491	8:27:38.27	8:27:54.45	0	16s	+16	37°	40°
6	Tmp	22	29.166	8:32:09.12	8:32:25.36	0	16s	+16	37°	39°
7	Tmp	28	35.743	8:37:55.91	8:38:02.29	0	6s	+6	33°	38°
8	Tmp	32	42.097	8:43:00.67	8:42:53.24	0	7s	-7	34°	37°
9	Tmp	45	3.568	8:53:28.79	9:01:24.11	0	7m55s	+475	39°	32°
10	Tmp	50	12.043	9:02:36.42	9:08:42.90	0	6m06s	+366	39°	36°
11	Tmp	52	12.882	9:03:38.46	9:09:36.20	0	5m58s	+358	35°	37°
12	Tmp	59	22.158	9:14:57.56	9:19:48.98	0	4m51s	+291	37°	37°
13	Tmp	68	26.262	9:22:12.10	9:24:57.54	0	2m45s	+165	28°	38°
14	Tmp	70	27.188	9:23:41.84	9:25:55.99	0	2m14s	+134	28°	36°
15	Tmp	78	35.487	9:32:07.36	9:33:57.49	0	1m50s	+110	30°	36°
16	Tmp	83	43.649	9:40:19.75	9:40:52.81	0	33s	+33	25°	33°
17	Tmp	89	46.747	9:43:35.70	9:44:11.39	0	36s	+36	32°	33°
18	Tmp	111	56.710	9:59:36.95	9:59:55.11	0	18s	+18	25°	34°
19	Tmp	114	6.272	10:06:09.84	10:06:14.72	0	5s	+5	17°	34°
20	Tmp	120	3.787	10:39:12.56	10:39:31.62	0	19s	+19	33°	34°
21	Tmp	125	7.519	10:43:49.01	10:44:15.19	0	26s	+26	37°	34°
22	Tmp	132	12.758	10:55:52.30	10:55:58.27	0	6s	+6	14°	31°
23	Tmp	139	16.688	11:06:00.25	--:--:--	0		+600	48°	31°
24	Tmp	145	20.546	11:15:05.12	--:--:--	0		+600	47°	31°
25	Tmp	168	46.208	11:43:20.89	--:--:--	0		+600	49°	33°
26	Tmp	168	46.490	11:44:07.04	11:53:18.30	0	9m11s	[+551]	34°	33°
27	Tmp	174	52.509	11:49:43.81	--:--:--	0		+600	48°	33°

Num	7	Pen	0	PCZ	0	Total PP	4537	Col. Final	33°
-----	---	-----	---	-----	---	----------	------	------------	-----

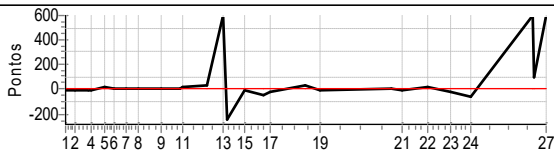




Performance Individual

PC	Tp	Trc	DistPC	Ideal	Passagem	Pen	Erro	Pontos	NoPC	AtePC
<b>N</b> <b>u</b> <b>m</b>	<b>8</b>	8 / Dimitri de Paula Guirado / Ricardo Marcitelli								
		Cat / NL / Largada CAAT / 8 / 08:08:00								
		22° MUSTANG								
PC	Tp	Trc	DistPC	Ideal	Passagem	Pen	Erro	Pontos	NoPC	AtePC
1	Tmp	5	3.090	8:11:03.22	8:10:58.86	0	4s	-4	25°	31°
2	Tmp	9	8.208	8:15:34.02	8:15:26.20	0	8s	-8	32°	37°
3	Tmp	12	14.805	8:21:23.78	8:21:21.79	0	2s	-2	13°	28°
4	Tmp	14	15.746	8:22:32.78	8:22:31.28	0	2s	-2	14°	23°
5	Tmp	20	23.491	8:28:38.27	8:28:54.27	0	16s	+16	36°	22°
6	Tmp	22	29.166	8:33:09.12	8:33:19.48	0	10s	+10	31°	23°
7	Tmp	28	35.743	8:38:55.91	8:39:01.25	0	5s	+5	32°	23°
8	Tmp	32	42.097	8:44:00.67	8:44:01.99	0	1s	+1	10°	22°
9	Tmp	45	3.568	8:54:28.79	8:54:39.04	0	10s	+10	25°	19°
10	Tmp	50	12.043	9:03:36.42	9:03:36.38	0	0s	0	2°	15°
11	Tmp	52	12.882	9:04:38.46	9:04:53.39	0	15s	+15	23°	18°
12	Tmp	59	22.158	9:15:57.56	9:16:35.05	0	37s	+37	24°	17°
13	Tmp	68	26.262	9:23:12.10	--:--:--	0		+600	49°	27°
14	Tmp	70	27.188	9:24:41.84	9:20:36.95	0	4m05s	-245	32°	30°
15	Tmp	78	35.487	9:33:07.36	9:33:00.16	0	7s	-7	11°	26°
16	Tmp	83	43.649	9:41:19.75	9:40:35.33	0	44s	-44	28°	28°
17	Tmp	89	46.747	9:44:35.70	9:44:20.95	0	15s	-15	30°	28°
18	Tmp	111	56.710	10:00:36.95	10:01:03.20	0	26s	+26	29°	28°
19	Tmp	114	6.272	10:07:09.84	10:07:08.09	0	2s	-2	8°	27°
20	Tmp	120	3.787	10:40:12.56	10:40:21.39	0	9s	+9	26°	27°
21	Tmp	125	7.519	10:44:49.01	10:44:46.26	0	3s	-3	17°	27°
22	Tmp	132	12.758	10:56:52.30	10:57:08.34	0	16s	+16	26°	26°
23	Tmp	139	16.688	11:07:00.25	11:06:45.99	0	14s	-14	16°	24°
24	Tmp	145	20.546	11:16:05.12	11:15:07.77	0	57s	-57	17°	22°
25	Tmp	168	46.208	11:44:20.89	--:--:--	0		+600	48°	24°
26	Tmp	168	46.490	11:45:07.04	11:46:47.44	0	1m40s	[+100]	26°	21°
27	Tmp	174	52.509	11:50:43.81	--:--:--	0		+600	47°	22°

Num	8	Pen	0	PCZ	1	Total PP	2348	Col. Final	22°
-----	---	-----	---	-----	---	----------	------	------------	-----

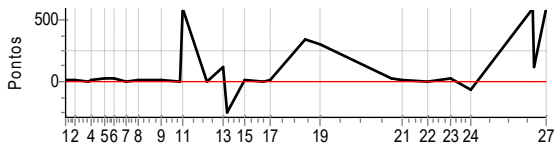




Performance Individual

PC	Tp	Trc	DistPC	Ideal	Passagem	Pen	Erro	Pontos	NoPC	AtePC
<b>N</b> <b>u</b> <b>m</b>	<b>9</b>	9 / Antonio Guilherme C.b. Ramos / Ana Luiza C. R. Knopp								
		Cat / NL / Largada CAAT / 9 / 08:09:00								
		SANTANA CL								
PC	Tp	Trc	DistPC	Ideal	Passagem	Pen	Erro	Pontos	NoPC	AtePC
1	Tmp	5	3.090	8:12:03.22	8:12:04.71	0	1s	+1	11°	8°
2	Tmp	9	8.208	8:16:34.02	8:16:43.25	0	9s	+9	33°	8°
3	Tmp	12	14.805	8:22:23.78	8:22:24.05	0	0s	0	6°	2°
4	Tmp	14	15.746	8:23:32.78	8:23:35.57	0	3s	+3	19°	3°
5	Tmp	20	23.491	8:29:38.27	8:30:00.30	0	22s	+22	40°	16°
6	Tmp	22	29.166	8:34:09.12	8:34:24.88	0	16s	+16	36°	24°
7	Tmp	28	35.743	8:39:55.91	8:39:48.90	0	7s	-7	35°	26°
8	Tmp	32	42.097	8:45:00.67	8:45:06.04	0	5s	+5	31°	28°
9	Tmp	45	3.568	8:55:28.79	8:55:29.50	0	1s	+1	5°	20°
10	Tmp	50	12.043	9:04:36.42	9:04:24.31	0	12s	-12	29°	20°
11	Tmp	52	12.882	9:05:38.46	--:--:--	0		+600	49°	34°
12	Tmp	59	22.158	9:16:57.56	9:16:52.84	0	5s	-5	10°	32°
13	Tmp	68	26.262	9:24:12.10	9:26:12.41	0	2m00s	+120	27°	29°
14	Tmp	70	27.188	9:25:41.84	9:21:20.23	0	4m22s	-262	34°	32°
15	Tmp	78	35.487	9:34:07.36	9:34:18.85	0	11s	+11	17°	28°
16	Tmp	83	43.649	9:42:19.75	9:42:11.42	0	8s	-8	10°	27°
17	Tmp	89	46.747	9:45:35.70	9:45:48.75	0	13s	+13	29°	27°
18	Tmp	111	56.710	10:01:36.95	10:07:24.16	0	5m47s	[+347]	41°	29°
19	Tmp	114	6.272	10:08:09.84	10:13:19.72	0	5m10s	+310	42°	31°
20	Tmp	120	3.787	10:41:12.56	10:41:35.90	0	23s	+23	36°	31°
21	Tmp	125	7.519	10:45:49.01	10:45:56.91	0	8s	+8	24°	30°
22	Tmp	132	12.758	10:57:52.30	10:57:52.67	0	0s	0	1°	28°
23	Tmp	139	16.688	11:08:00.25	11:08:26.67	0	26s	+26	18°	27°
24	Tmp	145	20.546	11:17:05.12	11:15:50.05	0	1m15s	-75	21°	26°
25	Tmp	168	46.208	11:45:20.89	--:--:--	0		+600	47°	26°
26	Tmp	168	46.490	11:46:07.04	11:48:03.25	0	1m56s	+116	27°	24°
27	Tmp	174	52.509	11:51:43.81	--:--:--	0		+600	46°	27°

Num	9	Pen	0	PCZ	2	Total PP	2853	Col. Final	27°
-----	---	-----	---	-----	---	----------	------	------------	-----



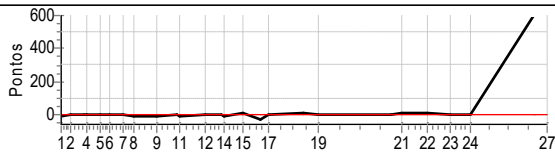




Performance Individual

PC	Tp	Trc	DistPC	Ideal	Passagem	Pen	Erro	Pontos	NoPC	AtePC
<b>N</b> <b>u</b> <b>m</b>	<b>10</b>	10 / Diego Isidio Crecensio / Davi Santos Lira								
		Cat / NL / Largada CAAT / 10 / 08:10:00								
		CHEVETTE SE								
PC	Tp	Trc	DistPC	Ideal	Passagem	Pen	Erro	Pontos	NoPC	AtePC
1	Tmp	5	3.090	8:13:03.22	8:12:54.46	0	9s	-9	39°	43°
2	Tmp	9	8.208	8:17:34.02	8:17:34.84	0	1s	+1	10°	28°
3	Tmp	12	14.805	8:23:23.78	8:23:22.70	0	1s	-1	10°	21°
4	Tmp	14	15.746	8:24:32.78	8:24:32.69	0	0s	0	2°	14°
5	Tmp	20	23.491	8:30:38.27	8:30:37.59	0	1s	-1	13°	10°
6	Tmp	22	29.166	8:35:09.12	8:35:08.80	0	0s	0	2°	8°
7	Tmp	28	35.743	8:40:55.91	8:40:54.92	0	1s	-1	17°	8°
8	Tmp	32	42.097	8:46:00.67	8:45:55.47	0	5s	-5	30°	9°
9	Tmp	45	3.568	8:56:28.79	8:56:23.18	0	6s	-6	21°	9°
10	Tmp	50	12.043	9:05:36.42	9:05:40.21	0	4s	+4	14°	9°
11	Tmp	52	12.882	9:06:38.46	9:06:33.03	0	5s	-5	12°	7°
12	Tmp	59	22.158	9:17:57.56	9:17:58.19	0	1s	+1	2°	6°
13	Tmp	68	26.262	9:25:12.10	9:25:13.00	0	1s	+1	6°	6°
14	Tmp	70	27.188	9:26:41.84	9:26:33.89	0	8s	-8	17°	6°
15	Tmp	78	35.487	9:35:07.36	9:35:19.61	0	12s	[+12]	18°	6°
16	Tmp	83	43.649	9:43:19.75	9:42:50.85	0	29s	-29	23°	9°
17	Tmp	89	46.747	9:46:35.70	9:46:37.04	0	1s	+1	6°	8°
18	Tmp	111	56.710	10:02:36.95	10:02:43.41	0	6s	+6	13°	8°
19	Tmp	114	6.272	10:09:09.84	10:09:09.51	0	0s	0	2°	6°
20	Tmp	120	3.787	10:42:12.56	10:42:17.87	0	5s	+5	19°	6°
21	Tmp	125	7.519	10:46:49.01	10:46:55.11	0	6s	+6	20°	6°
22	Tmp	132	12.758	10:58:52.30	10:59:00.50	0	8s	+8	17°	5°
23	Tmp	139	16.688	11:09:00.25	11:08:59.42	0	1s	-1	4°	5°
24	Tmp	145	20.546	11:18:05.12	11:18:08.52	0	3s	+3	5°	3°
25	Tmp	168	46.208	11:46:20.89	--:--:--	0		+600	46°	7°
26	Tmp	168	46.490	11:47:07.04	--:--:--	0		+600	49°	16°
27	Tmp	174	52.509	11:52:43.81	--:--:--	0		+600	45°	17°

Num	10	Pen	0	PCZ	3	Total PP	1902	Col. Final	17°
-----	----	-----	---	-----	---	----------	------	------------	-----

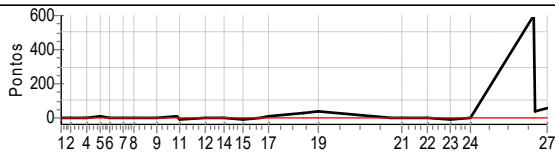




Performance Individual

PC	Tp	Trc	DistPC	Ideal	Passagem	Pen	Erro	Pontos	NoPC	AtePC
<b>N</b> <b>u</b> <b>m</b>	<b>11</b>	11 / Aecio Luis Babrcelos do Amaral / Paulo Roberto P. Amaral								
	<b>7°</b>	Cat / NL / Largada CAAT / 11 / 08:11:00								
	CHEVROLET BRASIL									
PC	Tp	Trc	DistPC	Ideal	Passagem	Pen	Erro	Pontos	NoPC	AtePC
1	Tmp	5	3.090	8:14:03.22	8:13:58.85	0	4s	-4	24°	30°
2	Tmp	9	8.208	8:18:34.02	8:18:32.76	0	1s	-1	9°	19°
3	Tmp	12	14.805	8:24:23.78	8:24:23.43	0	0s	0	5°	12°
4	Tmp	14	15.746	8:25:32.78	8:25:28.52	0	4s	-4	21°	12°
5	Tmp	20	23.491	8:31:38.27	8:31:40.13	0	2s	+2	18°	8°
6	Tmp	22	29.166	8:36:09.12	8:36:08.50	0	1s	-1	6°	7°
7	Tmp	28	35.743	8:41:55.91	8:41:56.38	0	0s	0	6°	5°
8	Tmp	32	42.097	8:47:00.67	8:47:01.94	0	1s	+1	9°	6°
9	Tmp	45	3.568	8:57:28.79	8:57:22.90	0	6s	-6	20°	7°
10	Tmp	50	12.043	9:06:36.42	9:06:39.00	0	3s	+3	9°	8°
11	Tmp	52	12.882	9:07:38.46	9:07:25.34	0	13s	-13	21°	8°
12	Tmp	59	22.158	9:18:57.56	9:18:50.22	0	7s	-7	12°	10°
13	Tmp	68	26.262	9:26:12.10	9:26:13.10	0	1s	+1	5°	7°
14	Tmp	70	27.188	9:27:41.84	9:27:42.32	0	0s	0	2°	7°
15	Tmp	78	35.487	9:36:07.36	9:35:54.43	0	13s	-13	19°	7°
16	Tmp	83	43.649	9:44:19.75	9:44:12.75	0	7s	-7	8°	6°
17	Tmp	89	46.747	9:47:35.70	9:47:39.11	0	3s	+3	15°	6°
18	Tmp	111	56.710	10:03:36.95	10:04:07.37	0	30s	+30	32°	5°
19	Tmp	114	6.272	10:10:09.84	10:10:43.10	0	33s	+33	35°	8°
20	Tmp	120	3.787	10:43:12.56	10:43:13.62	0	1s	+1	5°	8°
21	Tmp	125	7.519	10:47:49.01	10:47:50.24	0	1s	+1	9°	8°
22	Tmp	132	12.758	10:59:52.30	10:59:52.90	0	1s	+1	5°	6°
23	Tmp	139	16.688	11:10:00.25	11:09:48.35	0	12s	-12	14°	7°
24	Tmp	145	20.546	11:19:05.12	11:18:57.31	0	8s	-8	7°	4°
25	Tmp	168	46.208	11:47:20.89	--:--:--	0		+600	45°	8°
26	Tmp	168	46.490	11:48:07.04	11:48:46.05	0	39s	+39	14°	7°
27	Tmp	174	52.509	11:53:43.81	11:54:40.50	0	57s	[+57]	10°	7°

Num	11	Pen	0	PCZ	3	Total PP	791	Col. Final	7°
-----	----	-----	---	-----	---	----------	-----	------------	----

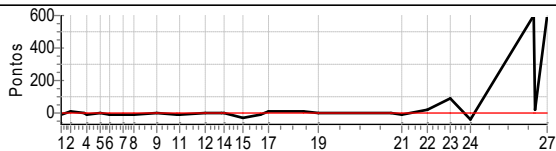




Performance Individual

PC	Tp	Trc	DistPC	Ideal	Passagem	Pen	Erro	Pontos	NoPC	AtePC
<b>N</b> <b>u</b> <b>m</b>	<b>12</b>	12 / Paul Marques Ivan / Bruno Pinheiro Ivam								
		Cat / NL / Largada CAAT / 12 / 08:12:00								
	<b>12°</b>	F 1000 SS								
PC	Tp	Trc	DistPC	Ideal	Passagem	Pen	Erro	Pontos	NoPC	AtePC
1	Tmp	5	3.090	8:15:03.22	8:14:54.54	0	9s	-9	38°	42°
2	Tmp	9	8.208	8:19:34.02	8:19:40.46	0	6s	+6	27°	30°
3	Tmp	12	14.805	8:25:23.78	8:25:18.80	0	5s	-5	23°	29°
4	Tmp	14	15.746	8:26:32.78	8:26:23.95	0	9s	-9	33°	31°
5	Tmp	20	23.491	8:32:38.27	8:32:37.27	0	1s	-1	12°	28°
6	Tmp	22	29.166	8:37:09.12	8:37:01.43	0	8s	-8	29°	26°
7	Tmp	28	35.743	8:42:55.91	8:42:47.30	0	9s	-9	37°	29°
8	Tmp	32	42.097	8:48:00.67	8:47:51.64	0	9s	-9	37°	31°
9	Tmp	45	3.568	8:58:28.79	8:58:24.17	0	5s	-5	17°	25°
10	Tmp	50	12.043	9:07:36.42	9:07:30.82	0	6s	-6	21°	23°
11	Tmp	52	12.882	9:08:38.46	9:08:27.65	0	11s	-11	18°	22°
12	Tmp	59	22.158	9:19:57.56	9:20:01.49	0	4s	+4	8°	19°
13	Tmp	68	26.262	9:27:12.10	9:27:11.44	0	1s	-1	4°	12°
14	Tmp	70	27.188	9:28:41.84	9:28:40.50	0	1s	-1	10°	11°
15	Tmp	78	35.487	9:37:07.36	9:36:39.04	0	28s	-28	25°	12°
16	Tmp	83	43.649	9:45:19.75	9:45:06.83	0	13s	-13	17°	13°
17	Tmp	89	46.747	9:48:35.70	9:48:42.25	0	7s	+7	26°	13°
18	Tmp	111	56.710	10:04:36.95	10:04:43.96	0	7s	+7	15°	13°
19	Tmp	114	6.272	10:11:09.84	10:11:08.17	0	2s	-2	7°	13°
20	Tmp	120	3.787	10:44:12.56	10:44:10.90	0	2s	-2	9°	12°
21	Tmp	125	7.519	10:48:49.01	10:48:38.86	0	10s	-10	28°	12°
22	Tmp	132	12.758	11:00:52.30	11:01:16.54	0	24s	+24	31°	11°
23	Tmp	139	16.688	11:11:00.25	11:12:31.61	0	1m31s	[+91]	25°	10°
24	Tmp	145	20.546	11:20:05.12	11:19:24.36	0	41s	-41	14°	10°
25	Tmp	168	46.208	11:48:20.89	--:--:--	0		+600	44°	13°
26	Tmp	168	46.490	11:49:07.04	11:49:31.25	0	24s	+24	8°	12°
27	Tmp	174	52.509	11:54:43.81	--:--:--	0		+600	44°	12°

Num	12	Pen	0	PCZ	0	Total PP	1442	Col. Final	12°
-----	----	-----	---	-----	---	----------	------	------------	-----

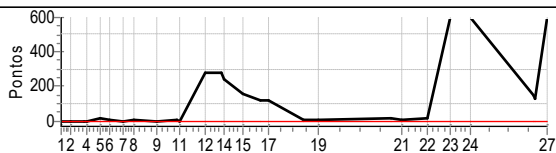




Performance Individual

PC	Tp	Trc	DistPC	Ideal	Passagem	Pen	Erro	Pontos	NoPC	AtePC
<b>N</b> <b>u</b> <b>m</b>	<b>13</b>	13 / Andre Luiz Bevilacqua / Vitor L. D. Streparava								
		Cat / NL / Largada CAAT / 13 / 08:13:00								
		28° JEEP								
PC	Tp	Trc	DistPC	Ideal	Passagem	Pen	Erro	Pontos	NoPC	AtePC
1	Tmp	5	3.090	8:16:03.22	8:16:03.49	0	0s	0	3°	3°
2	Tmp	9	8.208	8:20:34.02	8:20:33.92	0	0s	0	4°	1°
3	Tmp	12	14.805	8:26:23.78	8:26:20.81	0	3s	-3	16°	4°
4	Tmp	14	15.746	8:27:32.78	8:27:29.52	0	3s	-3	18°	6°
5	Tmp	20	23.491	8:33:38.27	8:33:50.92	0	13s	+13	33°	5°
6	Tmp	22	29.166	8:38:09.12	8:38:10.38	0	1s	+1	5°	4°
7	Tmp	28	35.743	8:43:55.91	8:43:52.58	0	3s	-3	27°	7°
8	Tmp	32	42.097	8:49:00.67	8:49:03.07	0	2s	+2	18°	7°
9	Tmp	45	3.568	8:59:28.79	8:59:27.76	0	1s	-1	4°	5°
10	Tmp	50	12.043	9:08:36.42	9:08:41.22	0	5s	+5	18°	7°
11	Tmp	52	12.882	9:09:38.46	9:09:34.65	0	4s	-4	10°	5°
12	Tmp	59	22.158	9:20:57.56	9:25:32.72	0	4m35s	+275	36°	9°
13	Tmp	68	26.262	9:28:12.10	9:32:53.14	0	4m41s	[+281]	30°	23°
14	Tmp	70	27.188	9:29:41.84	9:33:43.70	0	4m02s	+242	31°	23°
15	Tmp	78	35.487	9:38:07.36	9:40:45.37	0	2m38s	+158	31°	22°
16	Tmp	83	43.649	9:46:19.75	9:48:23.02	0	2m03s	+123	34°	24°
17	Tmp	89	46.747	9:49:35.70	9:51:30.67	0	1m55s	+115	35°	25°
18	Tmp	111	56.710	10:05:36.95	10:05:46.34	0	9s	+9	16°	25°
19	Tmp	114	6.272	10:12:09.84	10:12:17.71	0	8s	+8	19°	24°
20	Tmp	120	3.787	10:45:12.56	10:45:29.29	0	17s	+17	31°	26°
21	Tmp	125	7.519	10:49:49.01	10:49:56.17	0	7s	+7	23°	25°
22	Tmp	132	12.758	11:01:52.30	11:02:07.90	0	16s	+16	25°	25°
23	Tmp	139	16.688	11:12:00.25	--:--:--	0		+600	47°	28°
24	Tmp	145	20.546	11:21:05.12	--:--:--	0		+600	46°	30°
25	Tmp	168	46.208	11:49:20.89	11:51:44.71	0	2m24s	+144	15°	28°
26	Tmp	168	46.490	11:50:07.04	11:52:16.79	0	2m10s	+130	29°	28°
27	Tmp	174	52.509	11:55:43.81	--:--:--	0		+600	43°	28°

Num	13	Pen	0	PCZ	2	Total PP	3079	Col. Final	28°
-----	----	-----	---	-----	---	----------	------	------------	-----

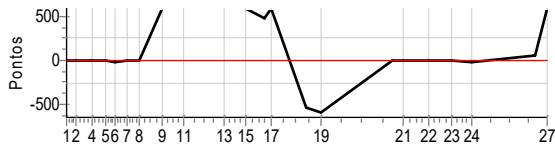




Performance Individual

PC	Tp	Trc	DistPC	Ideal	Passagem	Pen	Erro	Pontos	NoPC	AtePC
<b>N</b> <b>u</b> <b>m</b>	<b>14</b>	14 / Sergio Augusto F.de Toledo / Ana Clara F. F. de Toledo								
		Cat / NL / Largada CAAT / 14 / 08:14:00								
		GTS								
PC	Tp	Trc	DistPC	Ideal	Passagem	Pen	Erro	Pontos	NoPC	AtePC
1	Tmp	5	3.090	8:17:03.22	8:16:54.22	0	9s	-9	37°	41°
2	Tmp	9	8.208	8:21:34.02	8:21:36.91	0	3s	+3	20°	29°
3	Tmp	12	14.805	8:27:23.78	8:27:31.02	0	7s	+7	32°	26°
4	Tmp	14	15.746	8:28:32.78	8:28:38.86	0	6s	+6	25°	27°
5	Tmp	20	23.491	8:34:38.27	8:34:39.87	0	2s	+2	17°	25°
6	Tmp	22	29.166	8:39:09.12	8:38:57.08	0	12s	-12	34°	27°
7	Tmp	28	35.743	8:44:55.91	8:44:56.33	0	0s	0	5°	24°
8	Tmp	32	42.097	8:50:00.67	8:50:01.45	0	1s	+1	8°	23°
9	Tmp	45	3.568	9:00:28.79	9:11:40.36	0	11m12s	+600	49°	40°
10	Tmp	50	12.043	9:09:36.42	9:19:40.76	0	10m04s	+600	49°	41°
11	Tmp	52	12.882	9:10:38.46	--:--:--	0		+600	48°	41°
12	Tmp	59	22.158	9:21:57.56	9:35:15.59	0	13m18s	+600	49°	43°
13	Tmp	68	26.262	9:29:12.10	9:41:05.12	0	11m53s	+600	48°	43°
14	Tmp	70	27.188	9:30:41.84	9:42:19.21	0	11m37s	+600	49°	43°
15	Tmp	78	35.487	9:39:07.36	--:--:--	0		+600	49°	43°
16	Tmp	83	43.649	9:47:19.75	9:55:27.92	0	8m08s	[+488]	40°	43°
17	Tmp	89	46.747	9:50:35.70	--:--:--	0		+600	49°	43°
18	Tmp	111	56.710	10:06:36.95	9:57:35.98	0	9m01s	-541	42°	43°
19	Tmp	114	6.272	10:13:09.84	10:03:10.22	0	10m00s	-600	49°	45°
20	Tmp	120	3.787	10:46:12.56	10:46:16.52	0	4s	+4	16°	45°
21	Tmp	125	7.519	10:50:49.01	10:50:48.12	0	1s	-1	8°	45°
22	Tmp	132	12.758	11:02:52.30	11:03:00.40	0	8s	+8	16°	45°
23	Tmp	139	16.688	11:13:00.25	11:13:05.44	0	5s	+5	9°	42°
24	Tmp	145	20.546	11:22:05.12	11:21:50.68	0	14s	-14	9°	40°
25	Tmp	168	46.208	11:50:20.89	11:51:23.37	0	1m02s	+62	10°	39°
26	Tmp	168	46.490	11:51:07.04	11:52:02.49	0	55s	+55	20°	39°
27	Tmp	174	52.509	11:56:43.81	--:--:--	0		+600	42°	39°

Num	14	Pen	0	PCZ	1	Total PP	6730	Col. Final	39°
-----	----	-----	---	-----	---	----------	------	------------	-----

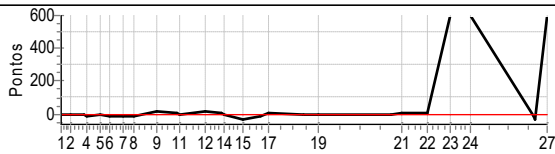




Performance Individual

PC	Tp	Trc	DistPC	Ideal	Passagem	Pen	Erro	Pontos	NoPC	AtePC
<b>N</b> <b>u</b> <b>m</b>	<b>16</b>	16 / Luciano Salles França / Viviane Mattar								
		Cat / NL / Largada CAAT / 16 / 08:16:00								
		CARAVAN								
<b>PC</b>	<b>Tp</b>	<b>Trc</b>	<b>DistPC</b>	<b>Ideal</b>	<b>Passagem</b>	<b>Pen</b>	<b>Erro</b>	<b>Pontos</b>	<b>NoPC</b>	<b>AtePC</b>
1	Tmp	5	3.090	8:19:03.22	8:19:03.52	0	0s	0	2°	2°
2	Tmp	9	8.208	8:23:34.02	8:23:31.49	0	3s	-3	19°	12°
3	Tmp	12	14.805	8:29:23.78	8:29:15.23	0	9s	-9	35°	25°
4	Tmp	14	15.746	8:30:32.78	8:30:19.45	0	13s	-13	39°	32°
5	Tmp	20	23.491	8:36:38.27	8:36:34.56	0	4s	-4	23°	31°
6	Tmp	22	29.166	8:41:09.12	8:40:59.60	0	10s	-10	30°	29°
7	Tmp	28	35.743	8:46:55.91	8:46:43.93	0	12s	-12	39°	35°
8	Tmp	32	42.097	8:52:00.67	8:51:45.33	0	15s	-15	41°	36°
9	Tmp	45	3.568	9:02:28.79	9:02:46.71	0	18s	[+18]	28°	29°
10	Tmp	50	12.043	9:11:36.42	9:11:43.67	0	7s	+7	23°	27°
11	Tmp	52	12.882	9:12:38.46	9:12:31.89	0	7s	-7	14°	25°
12	Tmp	59	22.158	9:23:57.56	9:24:11.73	0	14s	+14	21°	22°
13	Tmp	68	26.262	9:31:12.10	9:31:16.89	0	5s	+5	16°	14°
14	Tmp	70	27.188	9:32:41.84	9:32:39.16	0	3s	-3	14°	13°
15	Tmp	78	35.487	9:41:07.36	9:40:37.58	0	30s	-30	26°	14°
16	Tmp	83	43.649	9:49:19.75	9:49:00.46	0	19s	-19	21°	14°
17	Tmp	89	46.747	9:52:35.70	9:52:37.87	0	2s	+2	8°	14°
18	Tmp	111	56.710	10:08:36.95	10:08:31.63	0	5s	-5	11°	14°
19	Tmp	114	6.272	10:15:09.84	10:15:00.75	0	9s	-9	23°	14°
20	Tmp	120	3.787	10:48:12.56	10:48:11.38	0	1s	-1	4°	14°
21	Tmp	125	7.519	10:52:49.01	10:52:49.83	0	1s	+1	7°	13°
22	Tmp	132	12.758	11:04:52.30	11:04:54.18	0	2s	+2	9°	12°
23	Tmp	139	16.688	11:15:00.25	--:--:--	0		+600	46°	17°
24	Tmp	145	20.546	11:24:05.12	--:--:--	0		+600	45°	23°
25	Tmp	168	46.208	11:52:20.89	11:52:01.96	0	19s	-19	5°	19°
26	Tmp	168	46.490	11:53:07.04	11:52:32.68	0	34s	-34	11°	17°
27	Tmp	174	52.509	11:58:43.81	--:--:--	0		+600	41°	18°

Num	16	Pen	0	PCZ	1	Total PP	2024	Col. Final	18°
-----	----	-----	---	-----	---	----------	------	------------	-----

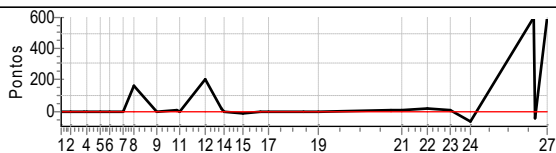




Performance Individual

PC	Tp	Trc	DistPC	Ideal	Passagem	Pen	Erro	Pontos	NoPC	AtePC
<b>N</b> <b>u</b> <b>m</b>	<b>17</b>	17 / Roberto Penaranda Coimbra / Regis H.b.c.dos Saantos								
	<b>14°</b>	Cat / NL / Largada CAAT / 17 / 08:17:00								
		318								
PC	Tp	Trc	DistPC	Ideal	Passagem	Pen	Erro	Pontos	NoPC	AtePC
1	Tmp	5	3.090	8:20:03.22	8:19:58.33	0	5s	-5	30°	35°
2	Tmp	9	8.208	8:24:34.02	8:24:30.17	0	4s	-4	21°	26°
3	Tmp	12	14.805	8:30:23.78	8:30:15.75	0	8s	-8	34°	34°
4	Tmp	14	15.746	8:31:32.78	8:31:31.41	0	1s	-1	9°	26°
5	Tmp	20	23.491	8:37:38.27	8:37:38.08	0	0s	0	4°	24°
6	Tmp	22	29.166	8:42:09.12	8:42:07.02	0	2s	-2	11°	14°
7	Tmp	28	35.743	8:47:55.91	8:47:53.68	0	2s	-2	24°	14°
8	Tmp	32	42.097	8:53:00.67	8:55:42.10	0	2m41s	+161	44°	14°
9	Tmp	45	3.568	9:03:28.79	9:03:23.23	0	6s	-6	19°	13°
10	Tmp	50	12.043	9:12:36.42	9:12:42.64	0	6s	+6	20°	13°
11	Tmp	52	12.882	9:13:38.46	9:13:35.82	0	3s	-3	6°	13°
12	Tmp	59	22.158	9:24:57.56	9:28:26.83	0	3m29s	[+209]	32°	27°
13	Tmp	68	26.262	9:32:12.10	9:32:29.00	0	17s	+17	20°	20°
14	Tmp	70	27.188	9:33:41.84	9:33:32.59	0	9s	-9	19°	17°
15	Tmp	78	35.487	9:42:07.36	9:41:52.66	0	15s	-15	22°	17°
16	Tmp	83	43.649	9:50:19.75	9:50:14.21	0	6s	-6	7°	17°
17	Tmp	89	46.747	9:53:35.70	9:53:35.19	0	1s	-1	5°	17°
18	Tmp	111	56.710	10:09:36.95	10:09:35.00	0	2s	-2	2°	17°
19	Tmp	114	6.272	10:16:09.84	10:16:10.03	0	0s	0	1°	17°
20	Tmp	120	3.787	10:49:12.56	10:49:15.39	0	3s	+3	14°	16°
21	Tmp	125	7.519	10:53:49.01	10:53:49.78	0	1s	+1	6°	16°
22	Tmp	132	12.758	11:05:52.30	11:06:04.50	0	12s	+12	23°	15°
23	Tmp	139	16.688	11:16:00.25	11:16:02.66	0	2s	+2	5°	13°
24	Tmp	145	20.546	11:25:05.12	11:23:57.71	0	1m07s	-67	19°	12°
25	Tmp	168	46.208	11:53:20.89	--:--:--	0		+600	43°	14°
26	Tmp	168	46.490	11:54:07.04	11:53:22.59	0	44s	-44	16°	13°
27	Tmp	174	52.509	11:59:43.81	--:--:--	0		+600	40°	14°

Num	17	Pen	0	PCZ	2	Total PP	1577	Col. Final	14°
-----	----	-----	---	-----	---	----------	------	------------	-----

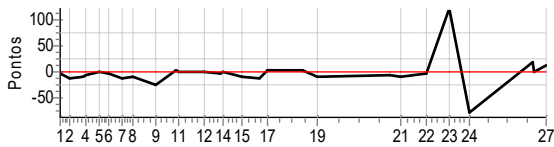




Performance Individual

PC	Tp	Trc	DistPC	Ideal	Passagem	Pen	Erro	Pontos	NoPC	AtePC
<b>N</b> <b>u</b> <b>m</b>	<b>18</b>	18 / Adriano Ricardo Paulin / Edivaldo Correia Santos								
		Cat / NL / Largada CAAT / 18 / 08:18:00								
		FUSCA								
PC	Tp	Trc	DistPC	Ideal	Passagem	Pen	Erro	Pontos	NoPC	AtePC
1	Tmp	5	3.090	8:21:03.22	8:21:00.34	0	3s	-3	17°	23°
2	Tmp	9	8.208	8:25:34.02	8:25:22.16	0	12s	-12	37°	38°
3	Tmp	12	14.805	8:31:23.78	8:31:16.17	0	8s	-8	33°	38°
4	Tmp	14	15.746	8:32:32.78	8:32:27.81	0	5s	-5	23°	33°
5	Tmp	20	23.491	8:38:38.27	8:38:37.09	0	1s	-1	11°	32°
6	Tmp	22	29.166	8:43:09.12	8:43:06.34	0	3s	-3	17°	25°
7	Tmp	28	35.743	8:48:55.91	8:48:44.26	0	12s	-12	38°	32°
8	Tmp	32	42.097	8:54:00.67	8:53:50.75	0	10s	-10	38°	34°
9	Tmp	45	3.568	9:04:28.79	9:04:03.88	0	25s	-25	32°	31°
10	Tmp	50	12.043	9:13:36.42	9:13:41.79	0	5s	+5	17°	28°
11	Tmp	52	12.882	9:14:38.46	9:14:38.91	0	0s	0	2°	24°
12	Tmp	59	22.158	9:25:57.56	9:25:59.01	0	1s	+1	1°	20°
13	Tmp	68	26.262	9:33:12.10	9:33:09.57	0	3s	-3	13°	13°
14	Tmp	70	27.188	9:34:41.84	9:34:40.64	0	1s	-1	9°	12°
15	Tmp	78	35.487	9:43:07.36	9:42:57.48	0	10s	-10	16°	11°
16	Tmp	83	43.649	9:51:19.75	9:51:08.86	0	11s	-11	14°	11°
17	Tmp	89	46.747	9:54:35.70	9:54:39.91	0	4s	+4	17°	11°
18	Tmp	111	56.710	10:10:36.95	10:10:41.04	0	4s	+4	5°	11°
19	Tmp	114	6.272	10:17:09.84	10:17:00.81	0	9s	-9	22°	11°
20	Tmp	120	3.787	10:50:12.56	10:50:06.67	0	6s	-6	20°	11°
21	Tmp	125	7.519	10:54:49.01	10:54:39.20	0	10s	-10	27°	11°
22	Tmp	132	12.758	11:06:52.30	11:06:48.86	0	3s	-3	10°	10°
23	Tmp	139	16.688	11:17:00.25	11:19:03.64	0	2m03s	[+123]	27°	9°
24	Tmp	145	20.546	11:26:05.12	11:24:47.60	0	1m18s	-78	22°	11°
25	Tmp	168	46.208	11:54:20.89	11:54:40.10	0	19s	+19	4°	5°
26	Tmp	168	46.490	11:55:07.04	11:55:07.87	0	1s	+1	1°	5°
27	Tmp	174	52.509	12:00:43.81	12:00:57.15	0	13s	+13	4°	3°

Num	18	Pen	0	PCZ	1	Total PP	257	Col. Final	3°
-----	----	-----	---	-----	---	----------	-----	------------	----



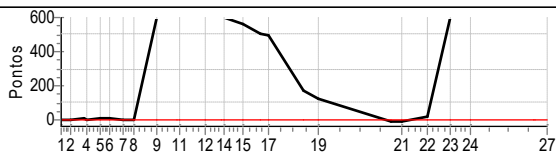




Performance Individual

PC	Tp	Trc	DistPC	Ideal	Passagem	Pen	Erro	Pontos	NoPC	AtePC
<b>N</b> <b>u</b> <b>m</b>	<b>19</b>	19 / Joao Henrique S. T. Fusco / Felipe Rodrigues Fusco								
	<b>43°</b>	Cat / NL / Largada CAAT / 19 / 08:19:00								
		POLARA								
PC	Tp	Trc	DistPC	Ideal	Passagem	Pen	Erro	Pontos	NoPC	AtePC
1	Tmp	5	3.090	8:22:03.22	8:21:58.33	0	5s	-5	29°	34°
2	Tmp	9	8.208	8:26:34.02	8:26:32.44	0	2s	-2	13°	22°
3	Tmp	12	14.805	8:32:23.78	8:32:28.73	0	5s	+5	22°	16°
4	Tmp	14	15.746	8:33:32.78	8:33:31.06	0	2s	-2	13°	13°
5	Tmp	20	23.491	8:39:38.27	8:39:46.75	0	8s	+8	29°	18°
6	Tmp	22	29.166	8:44:09.12	8:44:20.03	0	11s	+11	33°	21°
7	Tmp	28	35.743	8:49:55.91	8:49:58.12	0	2s	+2	23°	20°
8	Tmp	32	42.097	8:55:00.67	8:54:56.77	0	4s	-4	28°	19°
9	Tmp	45	3.568	9:05:28.79	9:25:53.29	0	20m25s	+600	48°	39°
10	Tmp	50	12.043	9:14:36.42	9:32:16.14	0	17m40s	+600	48°	40°
11	Tmp	52	12.882	9:15:38.46	9:32:50.05	0	17m12s	+600	47°	40°
12	Tmp	59	22.158	9:26:57.56	9:41:30.76	0	14m33s	+600	48°	42°
13	Tmp	68	26.262	9:34:12.10	9:45:58.42	0	11m46s	+600	47°	42°
14	Tmp	70	27.188	9:35:41.84	9:46:53.06	0	11m11s	+600	48°	42°
15	Tmp	78	35.487	9:44:07.36	9:53:32.47	0	9m25s	[+565]	37°	42°
16	Tmp	83	43.649	9:52:19.75	10:00:45.56	0	8m26s	+506	41°	41°
17	Tmp	89	46.747	9:55:35.70	10:03:52.47	0	8m17s	+497	39°	41°
18	Tmp	111	56.710	10:11:36.95	10:14:25.78	0	2m49s	+169	38°	41°
19	Tmp	114	6.272	10:18:09.84	10:20:14.90	0	2m05s	+125	39°	41°
20	Tmp	120	3.787	10:51:12.56	10:51:00.81	0	12s	-12	29°	41°
21	Tmp	125	7.519	10:55:49.01	10:55:37.18	0	12s	-12	30°	41°
22	Tmp	132	12.758	11:07:52.30	11:08:07.06	0	15s	+15	24°	40°
23	Tmp	139	16.688	11:18:00.25	11:41:25.82	0	23m26s	+600	45°	41°
24	Tmp	145	20.546	11:27:05.12	11:48:02.08	0	20m57s	+600	44°	43°
25	Tmp	168	46.208	11:55:20.89	12:17:20.89	0	22m00s	+600	42°	43°
26	Tmp	168	46.490	11:56:07.04	12:18:03.18	0	21m56s	+600	48°	43°
27	Tmp	174	52.509	12:01:43.81	12:27:42.43	0	25m59s	+600	39°	43°

Num	19	Pen	0	PCZ	0	Total PP	7975	Col. Final	43°
-----	----	-----	---	-----	---	----------	------	------------	-----

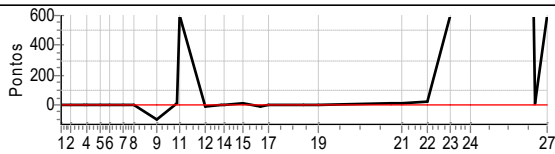




Performance Individual

PC	Tp	Trc	DistPC	Ideal	Passagem	Pen	Erro	Pontos	NoPC	AtePC
<b>N</b> <b>u</b> <b>m</b>	<b>20</b>	20 / Jose Wilmar de Melo J. Filho / Sergio Luis da R. Medeiros								
		Cat / NL / Largada CAAT / 20 / 08:20:00								
	<b>30°</b>	FUSCA								
PC	Tp	Trc	DistPC	Ideal	Passagem	Pen	Erro	Pontos	NoPC	AtePC
1	Tmp	5	3.090	8:23:03.22	8:23:04.07	0	1s	+1	10°	7°
2	Tmp	9	8.208	8:27:34.02	8:27:36.73	0	3s	+3	18°	4°
3	Tmp	12	14.805	8:33:23.78	8:33:28.21	0	4s	+4	19°	9°
4	Tmp	14	15.746	8:34:32.78	8:34:36.08	0	3s	+3	17°	8°
5	Tmp	20	23.491	8:40:38.27	8:40:42.20	0	4s	+4	22°	12°
6	Tmp	22	29.166	8:45:09.12	8:45:07.79	0	1s	-1	4°	10°
7	Tmp	28	35.743	8:50:55.91	8:50:55.17	0	1s	-1	16°	9°
8	Tmp	32	42.097	8:56:00.67	8:56:03.90	0	3s	+3	24°	8°
9	Tmp	45	3.568	9:06:28.79	9:04:50.77	0	1m38s	-98	36°	34°
10	Tmp	50	12.043	9:15:36.42	9:15:43.30	0	7s	+7	22°	30°
11	Tmp	52	12.882	9:16:38.46	--:--:--	0		+600	46°	36°
12	Tmp	59	22.158	9:27:57.56	9:27:48.59	0	9s	-9	16°	35°
13	Tmp	68	26.262	9:35:12.10	9:35:12.14	0	0s	0	2°	32°
14	Tmp	70	27.188	9:36:41.84	9:36:43.12	0	1s	+1	8°	26°
15	Tmp	78	35.487	9:45:07.36	9:45:14.01	0	7s	+7	10°	23°
16	Tmp	83	43.649	9:53:19.75	9:53:03.46	0	16s	-16	19°	22°
17	Tmp	89	46.747	9:56:35.70	9:56:41.08	0	5s	+5	21°	22°
18	Tmp	111	56.710	10:12:36.95	10:12:32.64	0	4s	-4	4°	22°
19	Tmp	114	6.272	10:19:09.84	10:19:06.72	0	3s	-3	15°	22°
20	Tmp	120	3.787	10:52:12.56	10:52:21.75	0	9s	+9	25°	21°
21	Tmp	125	7.519	10:56:49.01	10:57:04.78	0	16s	+16	31°	21°
22	Tmp	132	12.758	11:08:52.30	11:09:08.92	0	17s	[+17]	27°	21°
23	Tmp	139	16.688	11:19:00.25	--:--:--	0		+600	44°	26°
24	Tmp	145	20.546	11:28:05.12	--:--:--	0		+600	43°	29°
25	Tmp	168	46.208	11:56:20.89	--:--:--	0		+600	41°	30°
26	Tmp	168	46.490	11:57:07.04	11:57:22.20	0	15s	+15	4°	30°
27	Tmp	174	52.509	12:02:43.81	--:--:--	0		+600	38°	30°

Num	20	Pen	0	PCZ	1	Total PP	3210	Col. Final	30°
-----	----	-----	---	-----	---	----------	------	------------	-----

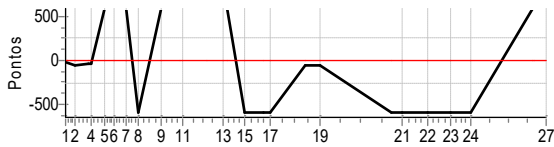




Performance Individual

PC	Tp	Trc	DistPC	Ideal	Passagem	Pen	Erro	Pontos	NoPC	AtePC
<b>N</b> <b>u</b> <b>m</b>	<b>21</b>	21 / Fabio Vivane Monteiro / Gorge Monteiro								
		Cat / NL / Largada CAAT / 21 / 08:21:00								
	<b>47°</b>	FUSCA								
PC	Tp	Trc	DistPC	Ideal	Passagem	Pen	Erro	Pontos	NoPC	AtePC
1	Tmp	5	3.090	8:24:03.22	8:23:49.29	0	14s	-14	42°	46°
2	Tmp	9	8.208	8:28:34.02	8:27:38.79	0	55s	-55	46°	46°
3	Tmp	12	14.805	8:34:23.78	8:33:51.74	0	32s	-32	46°	46°
4	Tmp	14	15.746	8:35:32.78	8:34:58.84	0	34s	-34	45°	45°
5	Tmp	20	23.491	8:41:38.27	9:05:32.62	0	23m54s	+600	49°	47°
6	Tmp	22	29.166	8:46:09.12	9:09:48.16	0	23m39s	+600	49°	47°
7	Tmp	28	35.743	8:51:55.91	9:21:08.72	0	29m13s	+600	49°	47°
8	Tmp	32	42.097	8:57:00.67	8:43:10.47	0	13m50s	-600	49°	47°
9	Tmp	45	3.568	9:07:28.79	--:--:--	0		+600	47°	47°
10	Tmp	50	12.043	9:16:36.42	--:--:--	0		+600	47°	47°
11	Tmp	52	12.882	9:17:38.46	--:--:--	0		+600	45°	47°
12	Tmp	59	22.158	9:28:57.56	--:--:--	0		+600	47°	47°
13	Tmp	68	26.262	9:36:12.10	--:--:--	0		+600	46°	47°
14	Tmp	70	27.188	9:37:41.84	--:--:--	0		+600	47°	47°
15	Tmp	78	35.487	9:46:07.36	9:35:38.79	0	10m29s	-600	48°	47°
16	Tmp	83	43.649	9:54:19.75	9:44:16.73	0	10m03s	-600	49°	47°
17	Tmp	89	46.747	9:57:35.70	9:47:44.69	0	9m51s	-591	41°	47°
18	Tmp	111	56.710	10:13:36.95	10:12:39.50	0	57s	-57	34°	47°
19	Tmp	114	6.272	10:20:09.84	10:19:12.33	0	58s	-58	36°	47°
20	Tmp	120	3.787	10:53:12.56	10:41:59.88	0	11m13s	-600	49°	47°
21	Tmp	125	7.519	10:57:49.01	10:47:10.11	0	10m39s	-600	49°	47°
22	Tmp	132	12.758	11:09:52.30	10:57:16.21	0	12m36s	-600	49°	47°
23	Tmp	139	16.688	11:20:00.25	11:06:47.47	0	13m13s	-600	43°	47°
24	Tmp	145	20.546	11:29:05.12	11:15:11.21	0	13m54s	-600	42°	47°
25	Tmp	168	46.208	11:57:20.89	--:--:--	0		+600	40°	47°
26	Tmp	168	46.490	11:58:07.04	--:--:--	0		+600	47°	47°
27	Tmp	174	52.509	12:03:43.81	--:--:--	0		+600	37°	47°

Num	21	Pen	0	PCZ	0	Total PP	12841	Col. Final	47°
-----	----	-----	---	-----	---	----------	-------	------------	-----

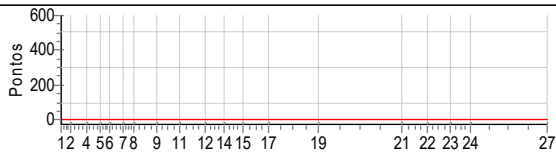




Performance Individual

PC	Tp	Trc	DistPC	Ideal	Passagem	Pen	Erro	Pontos	NoPC	AtePC
N u m	22	22 / Marcos Roberto Maciel / Catia Rejane Ferraz de Werk								
		Cat / NL / Largada CAAT / 22 / 08:22:00								
		FUSCA								
1	Tmp	5	3.090	8:25:03.22	--:--:--	0		+600	49°	49°
2	Tmp	9	8.208	8:29:34.02	--:--:--	0		+600	49°	49°
3	Tmp	12	14.805	8:35:23.78	--:--:--	0		+600	49°	49°
4	Tmp	14	15.746	8:36:32.78	--:--:--	0		+600	49°	49°
5	Tmp	20	23.491	8:42:38.27	--:--:--	0		+600	48°	49°
6	Tmp	22	29.166	8:47:09.12	--:--:--	0		+600	48°	49°
7	Tmp	28	35.743	8:52:55.91	--:--:--	0		+600	48°	49°
8	Tmp	32	42.097	8:58:00.67	--:--:--	0		+600	48°	49°
9	Tmp	45	3.568	9:08:28.79	--:--:--	0		+600	46°	49°
10	Tmp	50	12.043	9:17:36.42	--:--:--	0		+600	46°	49°
11	Tmp	52	12.882	9:18:38.46	--:--:--	0		+600	44°	49°
12	Tmp	59	22.158	9:29:57.56	--:--:--	0		+600	46°	49°
13	Tmp	68	26.262	9:37:12.10	--:--:--	0		+600	45°	49°
14	Tmp	70	27.188	9:38:41.84	--:--:--	0		+600	46°	49°
15	Tmp	78	35.487	9:47:07.36	--:--:--	0		+600	47°	49°
16	Tmp	83	43.649	9:55:19.75	--:--:--	0		+600	48°	49°
17	Tmp	89	46.747	9:58:35.70	--:--:--	0		+600	48°	49°
18	Tmp	111	56.710	10:14:36.95	--:--:--	0		+600	49°	49°
19	Tmp	114	6.272	10:21:09.84	--:--:--	0		+600	48°	49°
20	Tmp	120	3.787	10:54:12.56	--:--:--	0		+600	48°	49°
21	Tmp	125	7.519	10:58:49.01	--:--:--	0		+600	48°	49°
22	Tmp	132	12.758	11:10:52.30	--:--:--	0		+600	48°	49°
23	Tmp	139	16.688	11:21:00.25	--:--:--	0		+600	42°	49°
24	Tmp	145	20.546	11:30:05.12	--:--:--	0		+600	41°	49°
25	Tmp	168	46.208	11:58:20.89	--:--:--	0		+600	39°	49°
26	Tmp	168	46.490	11:59:07.04	--:--:--	0		+600	46°	49°
27	Tmp	174	52.509	12:04:43.81	--:--:--	0		+600	36°	49°

Num	22	Pen	0	PCZ	0	Total PP	16200	Col. Final	49°
-----	----	-----	---	-----	---	----------	-------	------------	-----

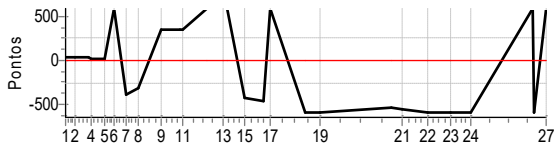




Performance Individual

PC	Tp	Trc	DistPC	Ideal	Passagem	Pen	Erro	Pontos	NoPC	AtePC
N u m	23	23 / Americo Pereira Mendes Neto / Zaida Venancio Mendes								
		Cat / NL / Largada CAAT / 23 / 08:23:00								
		IMPALA								
PC	Tp	Trc	DistPC	Ideal	Passagem	Pen	Erro	Pontos	NoPC	AtePC
1	Tmp	5	3.090	8:26:03.22	8:26:34.66	0	31s	+31	48°	18°
2	Tmp	9	8.208	8:30:34.02	8:31:08.68	0	35s	+35	43°	44°
3	Tmp	12	14.805	8:36:23.78	8:36:54.67	0	31s	+31	45°	45°
4	Tmp	14	15.746	8:37:32.78	8:37:51.87	0	19s	+19	42°	43°
5	Tmp	20	23.491	8:43:38.27	8:44:02.68	0	24s	+24	41°	43°
6	Tmp	22	29.166	8:48:09.12	--:--:--	0		+600	47°	45°
7	Tmp	28	35.743	8:53:55.91	8:47:17.14	0	6m39s	-399	46°	46°
8	Tmp	32	42.097	8:59:00.67	8:53:46.02	0	5m15s	-315	46°	46°
9	Tmp	45	3.568	9:09:28.79	9:15:31.96	0	6m03s	[+363]	38°	46°
10	Tmp	50	12.043	9:18:36.42	9:24:37.86	0	6m01s	+361	38°	46°
11	Tmp	52	12.882	9:19:38.46	9:25:31.90	0	5m53s	+353	34°	46°
12	Tmp	59	22.158	9:30:57.56	--:--:--	0		+600	45°	46°
13	Tmp	68	26.262	9:38:12.10	--:--:--	0		+600	44°	46°
14	Tmp	70	27.188	9:39:41.84	--:--:--	0		+600	45°	46°
15	Tmp	78	35.487	9:48:07.36	9:40:49.86	0	7m18s	-438	35°	46°
16	Tmp	83	43.649	9:56:19.75	9:48:27.94	0	7m52s	-472	39°	46°
17	Tmp	89	46.747	9:59:35.70	--:--:--	0		+600	47°	46°
18	Tmp	111	56.710	10:15:36.95	9:50:38.40	0	24m59s	-600	48°	46°
19	Tmp	114	6.272	10:22:09.84	9:56:05.75	0	26m04s	-600	47°	46°
20	Tmp	120	3.787	10:55:12.56	10:46:13.21	0	8m59s	-539	44°	46°
21	Tmp	125	7.519	10:59:49.01	10:50:29.02	0	9m20s	-560	44°	46°
22	Tmp	132	12.758	11:11:52.30	11:00:18.93	0	11m33s	-600	47°	46°
23	Tmp	139	16.688	11:22:00.25	11:09:58.59	0	12m02s	-600	41°	46°
24	Tmp	145	20.546	11:31:05.12	11:18:59.27	0	12m06s	-600	40°	46°
25	Tmp	168	46.208	11:59:20.89	--:--:--	0		+600	38°	46°
26	Tmp	168	46.490	12:00:07.04	11:48:51.43	0	11m16s	-600	45°	46°
27	Tmp	174	52.509	12:05:43.81	--:--:--	0		+600	35°	46°

Num	23	Pen	0	PCZ	0	Total PP	11377	Col. Final	46°
-----	----	-----	---	-----	---	----------	-------	------------	-----

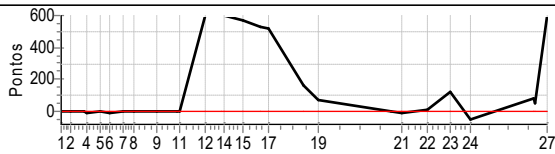




Performance Individual

PC	Tp	Trc	DistPC	Ideal	Passagem	Pen	Erro	Pontos	NoPC	AtePC
<b>N</b> <b>u</b> <b>m</b>	<b>24</b>	24 / Geraldo Prates H. S. Lima / Gabriel Prates H. S. Lima								
	<b>32°</b>	Cat / NL / Largada		CAAT / 24 / 08:24:00						
		DART								
PC	Tp	Trc	DistPC	Ideal	Passagem	Pen	Erro	Pontos	NoPC	AtePC
1	Tmp	5	3.090	8:27:03.22	8:27:08.47	0	5s	+5	28°	13°
2	Tmp	9	8.208	8:31:34.02	8:31:35.21	0	1s	+1	8°	5°
3	Tmp	12	14.805	8:37:23.78	8:37:20.35	0	3s	-3	15°	10°
4	Tmp	14	15.746	8:38:32.78	8:38:24.27	0	9s	-9	32°	20°
5	Tmp	20	23.491	8:44:38.27	8:44:35.54	0	3s	-3	20°	20°
6	Tmp	22	29.166	8:49:09.12	8:49:03.18	0	6s	-6	23°	20°
7	Tmp	28	35.743	8:54:55.91	8:54:55.35	0	1s	-1	15°	16°
8	Tmp	32	42.097	9:00:00.67	8:59:58.00	0	3s	-3	23°	17°
9	Tmp	45	3.568	9:10:28.79	9:10:34.18	0	5s	+5	16°	14°
10	Tmp	50	12.043	9:19:36.42	9:19:39.36	0	3s	+3	8°	12°
11	Tmp	52	12.882	9:20:38.46	9:20:36.51	0	2s	-2	5°	11°
12	Tmp	59	22.158	9:31:57.56	9:46:00.44	0	14m03s	+600	44°	31°
13	Tmp	68	26.262	9:39:12.10	9:51:14.80	0	12m03s	+600	43°	36°
14	Tmp	70	27.188	9:40:41.84	9:52:03.43	0	11m22s	+600	44°	39°
15	Tmp	78	35.487	9:49:07.36	9:58:38.02	0	9m31s	[+571]	38°	38°
16	Tmp	83	43.649	9:57:19.75	10:06:11.94	0	8m52s	+532	42°	38°
17	Tmp	89	46.747	10:00:35.70	10:09:18.75	0	8m43s	+523	40°	38°
18	Tmp	111	56.710	10:16:36.95	10:19:18.32	0	2m41s	+161	37°	38°
19	Tmp	114	6.272	10:23:09.84	10:24:17.19	0	1m07s	+67	37°	36°
20	Tmp	120	3.787	10:56:12.56	10:56:09.42	0	3s	-3	13°	36°
21	Tmp	125	7.519	11:00:49.01	11:00:39.06	0	10s	-10	26°	36°
22	Tmp	132	12.758	11:12:52.30	11:13:04.74	0	12s	+12	22°	36°
23	Tmp	139	16.688	11:23:00.25	11:24:59.27	0	1m59s	+119	26°	36°
24	Tmp	145	20.546	11:32:05.12	11:31:15.33	0	50s	-50	16°	35°
25	Tmp	168	46.208	12:00:20.89	12:01:40.12	0	1m19s	+79	12°	32°
26	Tmp	168	46.490	12:01:07.04	12:01:55.87	0	49s	+49	19°	32°
27	Tmp	174	52.509	12:06:43.81	--:--:--	0		+600	34°	32°

Num	24	Pen	0	PCZ	0	Total PP	4046	Col. Final	32°
-----	----	-----	---	-----	---	----------	------	------------	-----

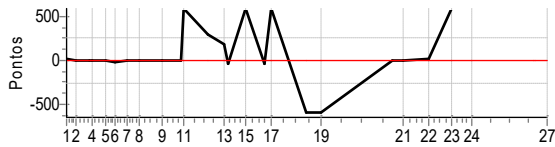




Performance Individual

PC	Tp	Trc	DistPC	Ideal	Passagem	Pen	Erro	Pontos	NoPC	AtePC
N u m	25	25 / Marceíl Romano / Aparecido Romano								
		Cat / NL / Largada CAAT / 25 / 08:25:00								
		Laika								
PC	Tp	Trc	DistPC	Ideal	Passagem	Pen	Erro	Pontos	NoPC	AtePC
1	Tmp	5	3.090	8:28:03.22	8:28:18.38	0	15s	+15	44 °	15 °
2	Tmp	9	8.208	8:32:34.02	8:32:37.43	0	3s	+3	17 °	14 °
3	Tmp	12	14.805	8:38:23.78	8:38:16.34	0	7s	-7	31 °	22 °
4	Tmp	14	15.746	8:39:32.78	8:39:24.72	0	8s	-8	29 °	28 °
5	Tmp	20	23.491	8:45:38.27	8:45:34.44	0	4s	-4	21 °	27 °
6	Tmp	22	29.166	8:50:09.12	8:49:42.46	0	27s	-27	40 °	36 °
7	Tmp	28	35.743	8:55:55.91	8:55:56.39	0	0s	0	4 °	34 °
8	Tmp	32	42.097	9:01:00.67	9:01:02.80	0	2s	+2	17 °	33 °
9	Tmp	45	3.568	9:11:28.79	9:11:22.85	0	6s	-6	18 °	26 °
10	Tmp	50	12.043	9:20:36.42	9:20:32.31	0	4s	-4	13 °	24 °
11	Tmp	52	12.882	9:21:38.46	--:--:--	0		+600	43 °	35 °
12	Tmp	59	22.158	9:32:57.56	9:38:02.88	0	5m05s	[+305]	38 °	34 °
13	Tmp	68	26.262	9:40:12.10	9:43:21.92	0	3m10s	+190	29 °	34 °
14	Tmp	70	27.188	9:41:41.84	9:41:00.15	0	42s	-42	24 °	28 °
15	Tmp	78	35.487	9:50:07.36	--:--:--	0		+600	46 °	34 °
16	Tmp	83	43.649	9:58:19.75	9:57:33.73	0	46s	-46	30 °	34 °
17	Tmp	89	46.747	10:01:35.70	--:--:--	0		+600	46 °	36 °
18	Tmp	111	56.710	10:17:36.95	9:59:33.48	0	18m03s	-600	47 °	36 °
19	Tmp	114	6.272	10:24:09.84	10:05:09.37	0	19m00s	-600	46 °	38 °
20	Tmp	120	3.787	10:57:12.56	10:57:19.69	0	7s	+7	21 °	38 °
21	Tmp	125	7.519	11:01:49.01	11:01:47.03	0	2s	-2	14 °	38 °
22	Tmp	132	12.758	11:13:52.30	11:14:14.40	0	22s	+22	30 °	38 °
23	Tmp	139	16.688	11:24:00.25	--:--:--	0		+600	40 °	38 °
24	Tmp	145	20.546	11:33:05.12	--:--:--	0		+600	39 °	38 °
25	Tmp	168	46.208	12:01:20.89	--:--:--	0		+600	37 °	38 °
26	Tmp	168	46.490	12:02:07.04	--:--:--	0		+600	44 °	38 °
27	Tmp	174	52.509	12:07:43.81	12:27:49.20	0	20m05s	+600	33 °	38 °

Num	25	Pen	0	PCZ	1	Total PP	6385	Col. Final	38°
-----	----	-----	---	-----	---	----------	------	------------	-----

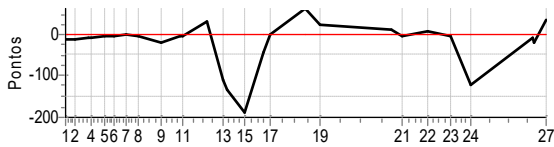




Performance Individual

PC	Tp	Trc	DistPC	Ideal	Passagem	Pen	Erro	Pontos	NoPC	AtePC
N u m	26	26 / Antonio Geraldo Rodrigues / Joao Rafael M. Rodrigues								
		Cat / NL / Largada CAAT / 26 / 08:26:00								
		VARIANT								
PC	Tp	Trc	DistPC	Ideal	Passagem	Pen	Erro	Pontos	NoPC	AtePC
1	Tmp	5	3.090	8:29:03.22	8:28:53.38	0	10s	-10	41°	45°
2	Tmp	9	8.208	8:33:34.02	8:33:22.97	0	11s	-11	36°	42°
3	Tmp	12	14.805	8:39:23.78	8:39:17.65	0	6s	-6	29°	40°
4	Tmp	14	15.746	8:40:32.78	8:40:26.98	0	6s	-6	24°	37°
5	Tmp	20	23.491	8:46:38.27	8:46:35.37	0	3s	-3	19°	35°
6	Tmp	22	29.166	8:51:09.12	8:51:05.95	0	3s	-3	16°	30°
7	Tmp	28	35.743	8:56:55.91	8:56:55.97	0	0s	0	3°	27°
8	Tmp	32	42.097	9:02:00.67	9:01:58.77	0	2s	-2	16°	27°
9	Tmp	45	3.568	9:12:28.79	9:12:08.58	0	20s	-20	30°	27°
10	Tmp	50	12.043	9:21:36.42	9:21:32.18	0	4s	-4	12°	26°
11	Tmp	52	12.882	9:22:38.46	9:22:34.06	0	4s	-4	9°	21°
12	Tmp	59	22.158	9:33:57.56	9:34:31.77	0	34s	+34	23°	16°
13	Tmp	68	26.262	9:41:12.10	9:39:23.40	0	1m49s	-109	25°	19°
14	Tmp	70	27.188	9:42:41.84	9:40:28.75	0	2m13s	-133	27°	21°
15	Tmp	78	35.487	9:51:07.36	9:47:58.25	0	3m09s	-189	33°	21°
16	Tmp	83	43.649	9:59:19.75	9:58:37.01	0	43s	-43	27°	21°
17	Tmp	89	46.747	10:02:35.70	10:02:35.36	0	0s	0	2°	21°
18	Tmp	111	56.710	10:18:36.95	10:19:40.54	0	1m04s	[+64]	35°	21°
19	Tmp	114	6.272	10:25:09.84	10:25:34.65	0	25s	+25	33°	21°
20	Tmp	120	3.787	10:58:12.56	10:58:23.52	0	11s	+11	28°	20°
21	Tmp	125	7.519	11:02:49.01	11:02:45.94	0	3s	-3	16°	20°
22	Tmp	132	12.758	11:14:52.30	11:15:01.70	0	9s	+9	18°	19°
23	Tmp	139	16.688	11:25:00.25	11:24:57.67	0	3s	-3	7°	16°
24	Tmp	145	20.546	11:34:05.12	11:32:03.26	0	2m02s	-122	26°	15°
25	Tmp	168	46.208	12:02:20.89	12:02:11.66	0	9s	-9	3°	11°
26	Tmp	168	46.490	12:03:07.04	12:02:47.32	0	20s	-20	7°	9°
27	Tmp	174	52.509	12:08:43.81	12:09:18.96	0	35s	+35	6°	8°

Num	26	Pen	0	PCZ	2	Total PP	814	Col. Final	8°
-----	----	-----	---	-----	---	----------	-----	------------	----



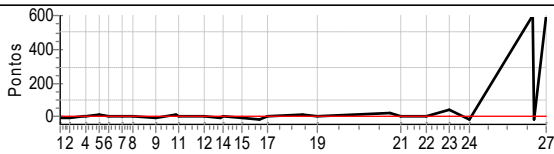




Performance Individual

PC	Tp	Trc	DistPC	Ideal	Passagem	Pen	Erro	Pontos	NoPC	AtePC
<b>N</b> <b>u</b> <b>m</b>	<b>27</b>	27 / Jander Rodrigo O. Duran / Leonardo Matsuda Duran								
		Cat / NL / Largada CAAT / 27 / 08:27:00								
	<b>11°</b>	FUSCA								
PC	Tp	Trc	DistPC	Ideal	Passagem	Pen	Erro	Pontos	NoPC	AtePC
1	Tmp	5	3.090	8:30:03.22	8:29:58.76	0	4s	-4	23°	29°
2	Tmp	9	8.208	8:34:34.02	8:34:26.78	0	7s	-7	30°	34°
3	Tmp	12	14.805	8:40:23.78	8:40:28.73	0	5s	+5	21°	23°
4	Tmp	14	15.746	8:41:32.78	8:41:32.53	0	0s	0	1°	17°
5	Tmp	20	23.491	8:47:38.27	8:47:50.19	0	12s	+12	32°	21°
6	Tmp	22	29.166	8:52:09.12	8:52:14.68	0	6s	+6	22°	22°
7	Tmp	28	35.743	8:57:55.91	8:57:55.20	0	1s	-1	14°	18°
8	Tmp	32	42.097	9:03:00.67	9:03:02.66	0	2s	+2	15°	16°
9	Tmp	45	3.568	9:13:28.79	9:13:21.85	0	7s	-7	23°	15°
10	Tmp	50	12.043	9:22:36.42	9:22:48.56	0	12s	+12	28°	17°
11	Tmp	52	12.882	9:23:38.46	9:23:45.06	0	7s	+7	13°	16°
12	Tmp	59	22.158	9:34:57.56	9:35:03.91	0	6s	+6	11°	13°
13	Tmp	68	26.262	9:42:12.10	9:42:08.23	0	4s	-4	15°	11°
14	Tmp	70	27.188	9:43:41.84	9:43:42.76	0	1s	+1	7°	9°
15	Tmp	78	35.487	9:52:07.36	9:52:05.26	0	2s	-2	6°	10°
16	Tmp	83	43.649	10:00:19.75	10:00:08.22	0	12s	-12	15°	10°
17	Tmp	89	46.747	10:03:35.70	10:03:41.24	0	6s	+6	25°	9°
18	Tmp	111	56.710	10:19:36.95	10:19:52.35	0	15s	+15	23°	9°
19	Tmp	114	6.272	10:26:09.84	10:26:13.11	0	3s	+3	14°	9°
20	Tmp	120	3.787	10:59:12.56	10:59:35.86	0	23s	+23	35°	9°
21	Tmp	125	7.519	11:03:49.01	11:03:48.02	0	1s	-1	5°	9°
22	Tmp	132	12.758	11:15:52.30	11:15:53.48	0	1s	+1	4°	8°
23	Tmp	139	16.688	11:26:00.25	11:26:37.25	0	37s	[+37]	20°	8°
24	Tmp	145	20.546	11:35:05.12	11:34:50.35	0	15s	-15	10°	6°
25	Tmp	168	46.208	12:03:20.89	--:--:--	0		+600	36°	10°
26	Tmp	168	46.490	12:04:07.04	12:03:51.29	0	16s	-16	5°	8°
27	Tmp	174	52.509	12:09:43.81	--:--:--	0		+600	32°	11°

Num	27	Pen	0	PCZ	1	Total PP	1368	Col. Final	11°
-----	----	-----	---	-----	---	----------	------	------------	-----

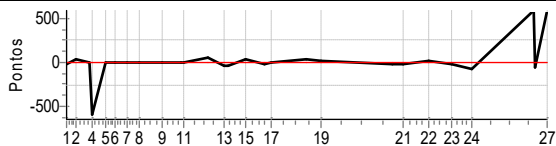




Performance Individual

PC	Tp	Trc	DistPC	Ideal	Passagem	Pen	Erro	Pontos	NoPC	AtePC
N u m	28	28 / Glauberto Moderno Costa / Vania Moderno Costa								
		Cat / NL / Largada CAAT / 28 / 08:28:00								
		MUSTANG								
PC	Tp	Trc	DistPC	Ideal	Passagem	Pen	Erro	Pontos	NoPC	AtePC
1	Tmp	5	3.090	8:31:03.22	8:30:56.33	0	7s	-7	36°	40°
2	Tmp	9	8.208	8:35:34.02	8:36:09.75	0	36s	+36	44°	23°
3	Tmp	12	14.805	8:41:23.78	8:41:30.27	0	6s	+6	28°	27°
4	Tmp	14	15.746	8:42:32.78	8:32:48.63	0	9m44s	-584	46°	46°
5	Tmp	20	23.491	8:48:38.27	8:48:40.63	0	2s	+2	16°	45°
6	Tmp	22	29.166	8:53:09.12	8:53:12.18	0	3s	+3	15°	44°
7	Tmp	28	35.743	8:58:55.91	8:58:57.04	0	1s	+1	13°	44°
8	Tmp	32	42.097	9:04:00.67	9:04:00.25	0	0s	0	3°	44°
9	Tmp	45	3.568	9:14:28.79	9:14:31.87	0	3s	+3	8°	38°
10	Tmp	50	12.043	9:23:36.42	9:23:44.67	0	8s	+8	25°	38°
11	Tmp	52	12.882	9:24:38.46	9:24:54.55	0	16s	+16	25°	33°
12	Tmp	59	22.158	9:35:57.56	9:36:52.48	0	55s	[+55]	29°	33°
13	Tmp	68	26.262	9:43:12.10	9:42:41.12	0	31s	-31	21°	31°
14	Tmp	70	27.188	9:44:41.84	9:44:09.72	0	32s	-32	22°	27°
15	Tmp	78	35.487	9:53:07.36	9:53:47.66	0	40s	+40	27°	24°
16	Tmp	83	43.649	10:01:19.75	10:01:08.46	0	11s	-11	13°	23°
17	Tmp	89	46.747	10:04:35.70	10:04:40.60	0	5s	+5	20°	23°
18	Tmp	111	56.710	10:20:36.95	10:21:22.13	0	45s	+45	33°	23°
19	Tmp	114	6.272	10:27:09.84	10:27:35.51	0	26s	+26	34°	23°
20	Tmp	120	3.787	11:00:12.56	11:00:03.47	0	9s	-9	24°	23°
21	Tmp	125	7.519	11:04:49.01	11:04:30.76	0	18s	-18	32°	22°
22	Tmp	132	12.758	11:16:52.30	11:17:11.16	0	19s	+19	28°	22°
23	Tmp	139	16.688	11:27:00.25	11:26:57.70	0	3s	-3	6°	21°
24	Tmp	145	20.546	11:36:05.12	11:34:58.91	0	1m06s	-66	18°	17°
25	Tmp	168	46.208	12:04:20.89	--:--:--	0		+600	35°	22°
26	Tmp	168	46.490	12:05:07.04	12:04:22.17	0	45s	-45	17°	20°
27	Tmp	174	52.509	12:10:43.81	--:--:--	0		+600	31°	20°

Num	28	Pen	0	PCZ	1	Total PP	2216	Col. Final	20°
-----	----	-----	---	-----	---	----------	------	------------	-----

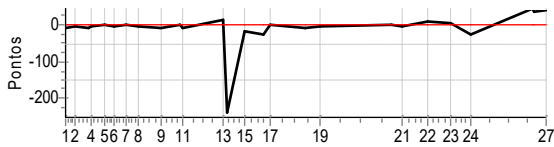




Performance Individual

PC	Tp	Trc	DistPC	Ideal	Passagem	Pen	Erro	Pontos	NoPC	AtePC
N u m	29	29 / Fernando Amoroso / Marcelo Biagi V. Pinezi								
		Cat / NL / Largada CAAT / 29 / 08:29:00								
		SANTANA GLS								
PC	Tp	Trc	DistPC	Ideal	Passagem	Pen	Erro	Pontos	NoPC	AtePC
1	Tmp	5	3.090	8:32:03.22	8:31:56.51	0	7s	-7	35°	39°
2	Tmp	9	8.208	8:36:34.02	8:36:31.33	0	3s	-3	16°	31°
3	Tmp	12	14.805	8:42:23.78	8:42:17.70	0	6s	-6	27°	32°
4	Tmp	14	15.746	8:43:32.78	8:43:31.76	0	1s	-1	8°	25°
5	Tmp	20	23.491	8:49:38.27	8:49:38.99	0	1s	+1	10°	23°
6	Tmp	22	29.166	8:54:09.12	8:54:07.12	0	2s	-2	10°	13°
7	Tmp	28	35.743	8:59:55.91	8:59:57.39	0	1s	+1	12°	13°
8	Tmp	32	42.097	9:05:00.67	9:04:59.58	0	1s	-1	7°	12°
9	Tmp	45	3.568	9:15:28.79	9:15:23.33	0	5s	-5	15°	10°
10	Tmp	50	12.043	9:24:36.42	9:24:36.26	0	0s	0	1°	10°
11	Tmp	52	12.882	9:25:38.46	9:25:30.15	0	8s	-8	15°	10°
12	Tmp	59	22.158	9:36:57.56	9:37:05.46	0	8s	+8	13°	8°
13	Tmp	68	26.262	9:44:12.10	9:44:26.26	0	14s	+14	19°	8°
14	Tmp	70	27.188	9:45:41.84	9:41:39.63	0	4m02s	-242	30°	20°
15	Tmp	78	35.487	9:54:07.36	9:53:53.66	0	14s	-14	21°	19°
16	Tmp	83	43.649	10:02:19.75	10:01:54.23	0	26s	-26	22°	18°
17	Tmp	89	46.747	10:05:35.70	10:05:37.15	0	1s	+1	4°	18°
18	Tmp	111	56.710	10:21:36.95	10:21:32.16	0	5s	-5	10°	18°
19	Tmp	114	6.272	10:28:09.84	10:28:06.82	0	3s	-3	13°	18°
20	Tmp	120	3.787	11:01:12.56	11:01:15.90	0	3s	+3	12°	17°
21	Tmp	125	7.519	11:05:49.01	11:05:45.26	0	4s	-4	19°	17°
22	Tmp	132	12.758	11:17:52.30	11:18:04.55	0	12s	+12	21°	17°
23	Tmp	139	16.688	11:28:00.25	11:28:05.13	0	5s	+5	8°	14°
24	Tmp	145	20.546	11:37:05.12	11:36:40.06	0	25s	-25	11°	13°
25	Tmp	168	46.208	12:05:20.89	12:06:07.88	0	47s	[+47]	9°	6°
26	Tmp	168	46.490	12:06:07.04	12:06:46.45	0	39s	+39	13°	6°
27	Tmp	174	52.509	12:11:43.81	12:12:24.42	0	41s	+41	7°	5°

Num	29	Pen	0	PCZ	1	Total PP	477	Col. Final	5°
-----	----	-----	---	-----	---	----------	-----	------------	----

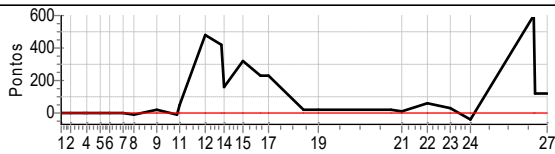




## Performance Individual

PC	Tp	Trc	DistPC	Ideal	Passagem	Pen	Erro	Pontos	NoPC	AtePC
N u m	30	30 / Jorge Ricardo Hernandez / Cristian Alexis C. Vignes								
		Cat / NL / Largada CAAT / 30 / 08:30:00								
		LANDAU								
PC	Tp	Trc	DistPC	Ideal	Passagem	Pen	Erro	Pontos	NoPC	AtePC
1	Tmp	5	3.090	8:33:03.22	8:33:04.25	0	1s	+1	9°	6°
2	Tmp	9	8.208	8:37:34.02	8:37:39.59	0	6s	+6	26°	7°
3	Tmp	12	14.805	8:43:23.78	8:43:29.67	0	6s	+6	26°	17°
4	Tmp	14	15.746	8:44:32.78	8:44:34.22	0	1s	+1	7°	10°
5	Tmp	20	23.491	8:50:38.27	8:50:46.04	0	8s	+8	28°	17°
6	Tmp	22	29.166	8:55:09.12	8:55:15.47	0	6s	+6	21°	15°
7	Tmp	28	35.743	9:00:55.91	9:00:59.71	0	4s	+4	30°	19°
8	Tmp	32	42.097	9:06:00.67	9:05:58.07	0	3s	-3	22°	18°
9	Tmp	45	3.568	9:16:28.79	9:16:48.62	0	20s	+20	29°	16°
10	Tmp	50	12.043	9:25:36.42	9:25:26.86	0	10s	-10	27°	19°
11	Tmp	52	12.882	9:26:38.46	9:27:32.25	0	54s	+54	30°	20°
12	Tmp	59	22.158	9:37:57.56	9:45:58.57	0	8m01s	[+481]	39°	24°
13	Tmp	68	26.262	9:45:12.10	9:52:15.41	0	7m03s	+423	33°	25°
14	Tmp	70	27.188	9:46:41.84	9:49:29.32	0	2m47s	+167	29°	25°
15	Tmp	78	35.487	9:55:07.36	10:00:32.51	0	5m25s	+325	34°	30°
16	Tmp	83	43.649	10:03:19.75	10:07:15.53	0	3m56s	+236	37°	32°
17	Tmp	89	46.747	10:06:35.70	10:10:27.11	0	3m51s	+231	37°	32°
18	Tmp	111	56.710	10:22:36.95	10:23:04.89	0	28s	+28	31°	32°
19	Tmp	114	6.272	10:29:09.84	10:29:31.19	0	21s	+21	30°	32°
20	Tmp	120	3.787	11:02:12.56	11:02:35.94	0	23s	+23	34°	32°
21	Tmp	125	7.519	11:06:49.01	11:07:08.28	0	19s	+19	34°	32°
22	Tmp	132	12.758	11:18:52.30	11:19:58.12	0	1m06s	+66	35°	30°
23	Tmp	139	16.688	11:29:00.25	11:29:30.24	0	30s	+30	19°	29°
24	Tmp	145	20.546	11:38:05.12	11:37:30.52	0	35s	-35	12°	27°
25	Tmp	168	46.208	12:06:20.89	--:--:--	0		+600	34°	27°
26	Tmp	168	46.490	12:07:07.04	12:09:09.85	0	2m03s	+123	28°	26°
27	Tmp	174	52.509	12:12:43.81	12:14:42.53	0	1m59s	+119	13°	25°

Num	30	Pen	0	PCZ	0	Total PP	2565	Col. Final	25°
-----	----	-----	---	-----	---	----------	------	------------	-----

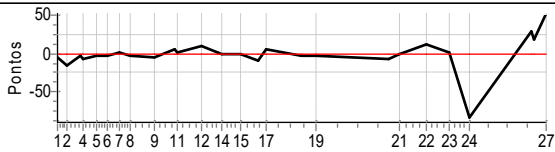




## Performance Individual

PC	Tp	Trc	DistPC	Ideal	Passagem	Pen	Erro	Pontos	NoPC	AtePC
N u m	31	31 / Diego Scucel Prats / Vinicius de Paula								
		Cat / NL / Largada CAAT / 31 / 08:31:00								
		PARATI								
PC	Tp	Trc	DistPC	Ideal	Passagem	Pen	Erro	Pontos	NoPC	AtePC
1	Tmp	5	3.090	8:34:03.22	8:33:58.58	0	5s	-5	27°	33°
2	Tmp	9	8.208	8:38:34.02	8:38:19.05	0	15s	-15	38°	41°
3	Tmp	12	14.805	8:44:23.78	8:44:19.32	0	4s	-4	18°	39°
4	Tmp	14	15.746	8:45:32.78	8:45:25.30	0	7s	-7	28°	36°
5	Tmp	20	23.491	8:51:38.27	8:51:36.23	0	2s	-2	15°	33°
6	Tmp	22	29.166	8:56:09.12	8:56:06.24	0	3s	-3	14°	28°
7	Tmp	28	35.743	9:01:55.91	9:01:56.93	0	1s	+1	11°	25°
8	Tmp	32	42.097	9:07:00.67	9:06:57.53	0	3s	-3	21°	25°
9	Tmp	45	3.568	9:17:28.79	9:17:23.36	0	5s	-5	14°	22°
10	Tmp	50	12.043	9:26:36.42	9:26:42.21	0	6s	+6	19°	18°
11	Tmp	52	12.882	9:27:38.46	9:27:39.92	0	1s	+1	4°	14°
12	Tmp	59	22.158	9:38:57.56	9:39:06.71	0	9s	+9	15°	12°
13	Tmp	68	26.262	9:46:12.10	9:46:14.36	0	2s	+2	10°	9°
14	Tmp	70	27.188	9:47:41.84	9:47:41.77	0	0s	0	1°	8°
15	Tmp	78	35.487	9:56:07.36	9:56:07.84	0	0s	0	2°	8°
16	Tmp	83	43.649	10:04:19.75	10:04:10.38	0	9s	-9	11°	8°
17	Tmp	89	46.747	10:07:35.70	10:07:41.15	0	5s	+5	19°	7°
18	Tmp	111	56.710	10:23:36.95	10:23:34.23	0	3s	-3	3°	6°
19	Tmp	114	6.272	10:30:09.84	10:30:07.05	0	3s	-3	12°	5°
20	Tmp	120	3.787	11:03:12.56	11:03:04.60	0	8s	-8	22°	5°
21	Tmp	125	7.519	11:07:49.01	11:07:48.37	0	1s	-1	4°	4°
22	Tmp	132	12.758	11:19:52.30	11:20:04.02	0	12s	+12	20°	4°
23	Tmp	139	16.688	11:30:00.25	11:30:00.97	0	1s	+1	3°	4°
24	Tmp	145	20.546	11:39:05.12	11:37:40.10	0	1m25s	-85	23°	7°
25	Tmp	168	46.208	12:07:20.89	12:07:49.71	0	29s	+29	6°	3°
26	Tmp	168	46.490	12:08:07.04	12:08:24.73	0	18s	+18	6°	2°
27	Tmp	174	52.509	12:13:43.81	12:14:36.99	0	53s	[+53]	9°	2°

Num	31	Pen	0	PCZ	2	Total PP	237	Col. Final	2°
-----	----	-----	---	-----	---	----------	-----	------------	----

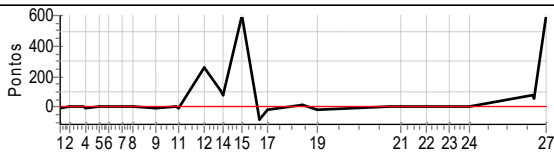




Performance Individual

PC	Tp	Trc	DistPC	Ideal	Passagem	Pen	Erro	Pontos	NoPC	AtePC
<b>N</b> <b>u</b> <b>m</b>	<b>32</b>	32 / Jose Fernando Ferraz Rosa / Celso Rosa								
	<b>16°</b>	Cat / NL / Largada CAAT / 32 / 08:32:00								
		GTS								
PC	Tp	Trc	DistPC	Ideal	Passagem	Pen	Erro	Pontos	NoPC	AtePC
1	Tmp	5	3.090	8:35:03.22	8:34:58.74	0	4s	-4	22°	28°
2	Tmp	9	8.208	8:39:34.02	8:39:31.64	0	2s	-2	12°	21°
3	Tmp	12	14.805	8:45:23.78	8:45:29.85	0	6s	+6	25°	14°
4	Tmp	14	15.746	8:46:32.78	8:46:28.02	0	5s	-5	22°	18°
5	Tmp	20	23.491	8:52:38.27	8:52:36.78	0	1s	-1	9°	13°
6	Tmp	22	29.166	8:57:09.12	8:57:17.45	0	8s	+8	28°	12°
7	Tmp	28	35.743	9:02:55.91	9:02:55.69	0	0s	0	2°	12°
8	Tmp	32	42.097	9:08:00.67	9:08:04.29	0	4s	+4	27°	13°
9	Tmp	45	3.568	9:18:28.79	9:18:23.79	0	5s	-5	13°	12°
10	Tmp	50	12.043	9:27:36.42	9:27:41.32	0	5s	+5	16°	11°
11	Tmp	52	12.882	9:28:38.46	9:28:34.35	0	4s	-4	8°	12°
12	Tmp	59	22.158	9:39:57.56	9:44:20.99	0	4m23s	<b>[+263]</b>	35°	11°
13	Tmp	68	26.262	9:47:12.10	9:49:05.34	0	1m53s	<b>+113</b>	26°	17°
14	Tmp	70	27.188	9:48:41.84	9:50:01.14	0	1m19s	<b>+79</b>	25°	18°
15	Tmp	78	35.487	9:57:07.36	--:--:--	0		<b>+600</b>	45°	25°
16	Tmp	83	43.649	10:05:19.75	10:03:57.60	0	1m22s	<b>-82</b>	33°	25°
17	Tmp	89	46.747	10:08:35.70	10:08:16.96	0	19s	<b>-19</b>	31°	24°
18	Tmp	111	56.710	10:24:36.95	10:24:50.17	0	13s	<b>+13</b>	21°	24°
19	Tmp	114	6.272	10:31:09.84	10:30:50.50	0	19s	<b>-19</b>	29°	26°
20	Tmp	120	3.787	11:04:12.56	11:04:17.68	0	5s	<b>+5</b>	18°	25°
21	Tmp	125	7.519	11:08:49.01	11:08:51.35	0	2s	<b>+2</b>	13°	24°
22	Tmp	132	12.758	11:20:52.30	11:20:53.51	0	1s	<b>+1</b>	3°	24°
23	Tmp	139	16.688	11:31:00.25	11:31:00.19	0	0s	<b>0</b>	1°	22°
24	Tmp	145	20.546	11:40:05.12	11:40:10.78	0	6s	<b>+6</b>	6°	18°
25	Tmp	168	46.208	12:08:20.89	12:09:34.09	0	1m13s	<b>+73</b>	11°	16°
26	Tmp	168	46.490	12:09:07.04	12:10:03.05	0	56s	<b>+56</b>	21°	15°
27	Tmp	174	52.509	12:14:43.81	--:--:--	0		<b>+600</b>	30°	16°

Num	32	Pen	0	PCZ	2	Total PP	1712	Col. Final	16°
-----	----	-----	---	-----	---	----------	------	------------	-----

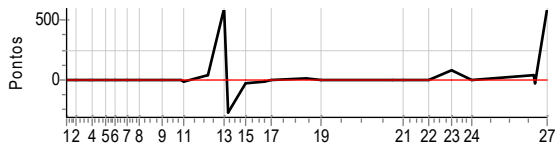




Performance Individual

PC	Tp	Trc	DistPC	Ideal	Passagem	Pen	Erro	Pontos	NoPC	AtePC
N u m	33	33 / Raphael Bittencourt Abud / Harley Zanarotti Abud								
		Cat / NL / Largada CAAT / 33 / 08:33:00								
		CHEVY 500								
PC	Tp	Trc	DistPC	Ideal	Passagem	Pen	Erro	Pontos	NoPC	AtePC
1	Tmp	5	3.090	8:36:03.22	8:35:59.01	0	4s	-4	21°	27°
2	Tmp	9	8.208	8:40:34.02	8:40:34.51	0	0s	0	3°	15°
3	Tmp	12	14.805	8:46:23.78	8:46:23.35	0	0s	0	4°	6°
4	Tmp	14	15.746	8:47:32.78	8:47:29.15	0	4s	-4	20°	9°
5	Tmp	20	23.491	8:53:38.27	8:53:37.95	0	0s	0	3°	7°
6	Tmp	22	29.166	8:58:09.12	8:58:07.03	0	2s	-2	9°	6°
7	Tmp	28	35.743	9:03:55.91	9:03:57.37	0	1s	+1	10°	4°
8	Tmp	32	42.097	9:09:00.67	9:08:59.66	0	1s	-1	6°	5°
9	Tmp	45	3.568	9:19:28.79	9:19:23.58	0	5s	-5	12°	6°
10	Tmp	50	12.043	9:28:36.42	9:28:37.91	0	1s	+1	4°	5°
11	Tmp	52	12.882	9:29:38.46	9:29:22.21	0	16s	-16	24°	9°
12	Tmp	59	22.158	9:40:57.56	9:41:43.05	0	45s	+45	26°	7°
13	Tmp	68	26.262	9:48:12.10	--:--:--	0		+600	42°	26°
14	Tmp	70	27.188	9:49:41.84	9:45:05.71	0	4m36s	-276	36°	29°
15	Tmp	78	35.487	9:58:07.36	9:57:40.43	0	27s	-27	24°	27°
16	Tmp	83	43.649	10:06:19.75	10:06:09.93	0	10s	-10	12°	26°
17	Tmp	89	46.747	10:09:35.70	10:09:38.45	0	3s	+3	14°	26°
18	Tmp	111	56.710	10:25:36.95	10:25:50.92	0	14s	+14	22°	26°
19	Tmp	114	6.272	10:32:09.84	10:32:06.97	0	3s	-3	11°	25°
20	Tmp	120	3.787	11:05:12.56	11:05:12.08	0	0s	0	1°	24°
21	Tmp	125	7.519	11:09:49.01	11:09:50.19	0	1s	+1	3°	23°
22	Tmp	132	12.758	11:21:52.30	11:21:50.05	0	2s	-2	8°	23°
23	Tmp	139	16.688	11:32:00.25	11:33:25.47	0	1m25s	[+85]	24°	23°
24	Tmp	145	20.546	11:41:05.12	11:41:08.36	0	3s	+3	4°	19°
25	Tmp	168	46.208	12:09:20.89	12:09:59.01	0	38s	+38	7°	15°
26	Tmp	168	46.490	12:10:07.04	12:09:32.68	0	34s	-34	10°	14°
27	Tmp	174	52.509	12:15:43.81	--:--:--	0		+600	29°	15°

Num	33	Pen	0	PCZ	4	Total PP	1690	Col. Final	15°
-----	----	-----	---	-----	---	----------	------	------------	-----

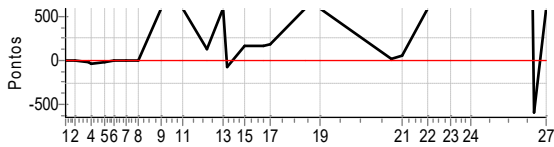




Performance Individual

PC	Tp	Trc	DistPC	Ideal	Passagem	Pen	Erro	Pontos	NoPC	AtePC
N u m	34	34 / Bruno R. Tamassia / Fernando A.b. Tamassia								
		Cat / NL / Largada CAAT / 34 / 08:34:00								
		FUSCA								
PC	Tp	Trc	DistPC	Ideal	Passagem	Pen	Erro	Pontos	NoPC	AtePC
1	Tmp	5	3.090	8:37:03.22	8:37:06.57	0	3s	+3	16°	12°
2	Tmp	9	8.208	8:41:34.02	8:41:25.53	0	8s	-8	31°	24°
3	Tmp	12	14.805	8:47:23.78	8:46:56.11	0	28s	-28	44°	42°
4	Tmp	14	15.746	8:48:32.78	8:48:03.98	0	29s	-29	43°	42°
5	Tmp	20	23.491	8:54:38.27	8:54:22.00	0	16s	-16	35°	42°
6	Tmp	22	29.166	8:59:09.12	8:59:02.15	0	7s	-7	26°	42°
7	Tmp	28	35.743	9:04:55.91	9:05:03.54	0	8s	+8	36°	40°
8	Tmp	32	42.097	9:10:00.67	9:10:07.93	0	7s	+7	33°	39°
9	Tmp	45	3.568	9:20:28.79	--:--:--	0		+600	45°	43°
10	Tmp	50	12.043	9:29:36.42	--:--:--	0		+600	45°	44°
11	Tmp	52	12.882	9:30:38.46	--:--:--	0		+600	42°	44°
12	Tmp	59	22.158	9:41:57.56	9:44:15.74	0	2m18s	+138	30°	40°
13	Tmp	68	26.262	9:49:12.10	--:--:--	0		+600	41°	40°
14	Tmp	70	27.188	9:50:41.84	9:49:20.34	0	1m22s	-82	26°	40°
15	Tmp	78	35.487	9:59:07.36	10:02:03.15	0	2m56s	+176	32°	40°
16	Tmp	83	43.649	10:07:19.75	10:10:02.96	0	2m43s	+163	36°	40°
17	Tmp	89	46.747	10:10:35.70	10:13:47.67	0	3m12s	[+192]	36°	39°
18	Tmp	111	56.710	10:26:36.95	10:47:51.60	0	21m15s	+600	46°	40°
19	Tmp	114	6.272	10:33:09.84	10:53:52.75	0	20m43s	+600	45°	40°
20	Tmp	120	3.787	11:06:12.56	11:06:30.79	0	18s	+18	32°	40°
21	Tmp	125	7.519	11:10:49.01	11:11:41.74	0	53s	+53	39°	39°
22	Tmp	132	12.758	11:22:52.30	--:--:--	0		+600	46°	39°
23	Tmp	139	16.688	11:33:00.25	--:--:--	0		+600	39°	40°
24	Tmp	145	20.546	11:42:05.12	--:--:--	0		+600	38°	42°
25	Tmp	168	46.208	12:10:20.89	--:--:--	0		+600	33°	42°
26	Tmp	168	46.490	12:11:07.04	11:58:48.24	0	12m19s	-600	43°	42°
27	Tmp	174	52.509	12:16:43.81	--:--:--	0		+600	28°	42°

Num	34	Pen	0	PCZ	0	Total PP	7936	Col. Final	42°
-----	----	-----	---	-----	---	----------	------	------------	-----



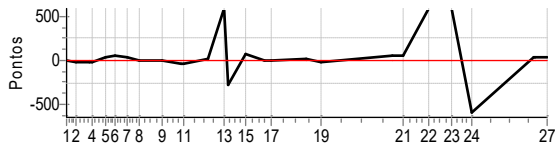




Performance Individual

PC	Tp	Trc	DistPC	Ideal	Passagem	Pen	Erro	Pontos	NoPC	AtePC
N u m	35	35 / Guilherme da Ros Malacarne / Felipe Ribeiro Malacarne								
		Cat / NL / Largada CAAT / 35 / 08:35:00								
		FUSCA								
PC	Tp	Trc	DistPC	Ideal	Passagem	Pen	Erro	Pontos	NoPC	AtePC
1	Tmp	5	3.090	8:38:03.22	8:38:02.11	0	1s	-1	8°	21°
2	Tmp	9	8.208	8:42:34.02	8:42:24.04	0	10s	-10	35°	35°
3	Tmp	12	14.805	8:48:23.78	8:48:13.83	0	10s	-10	36°	36°
4	Tmp	14	15.746	8:49:32.78	8:49:14.09	0	19s	-19	41°	40°
5	Tmp	20	23.491	8:55:38.27	8:56:07.60	0	29s	+29	43°	39°
6	Tmp	22	29.166	9:00:09.12	9:01:12.95	0	1m04s	+64	43°	40°
7	Tmp	28	35.743	9:05:55.91	9:06:31.72	0	36s	+36	43°	41°
8	Tmp	32	42.097	9:11:00.67	9:11:08.27	0	8s	+8	35°	40°
9	Tmp	45	3.568	9:21:28.79	9:21:24.93	0	4s	-4	9°	35°
10	Tmp	50	12.043	9:30:36.42	9:29:53.67	0	43s	-43	34°	33°
11	Tmp	52	12.882	9:31:38.46	9:31:06.11	0	32s	-32	29°	30°
12	Tmp	59	22.158	9:42:57.56	9:43:16.97	0	19s	+19	22°	29°
13	Tmp	68	26.262	9:50:12.10	--:--:--	0		+600	40°	33°
14	Tmp	70	27.188	9:51:41.84	9:46:56.41	0	4m45s	-285	37°	34°
15	Tmp	78	35.487	10:00:07.36	10:01:27.95	0	1m21s	[+81]	29°	31°
16	Tmp	83	43.649	10:08:19.75	10:08:22.82	0	3s	+3	4°	30°
17	Tmp	89	46.747	10:11:35.70	10:11:42.11	0	6s	+6	24°	30°
18	Tmp	111	56.710	10:27:36.95	10:27:55.70	0	19s	+19	26°	30°
19	Tmp	114	6.272	10:34:09.84	10:33:44.83	0	25s	-25	32°	29°
20	Tmp	120	3.787	11:07:12.56	11:08:07.89	0	55s	+55	40°	29°
21	Tmp	125	7.519	11:11:49.01	11:12:51.30	0	1m02s	+62	40°	29°
22	Tmp	132	12.758	11:23:52.30	--:--:--	0		+600	45°	33°
23	Tmp	139	16.688	11:34:00.25	--:--:--	0		+600	38°	33°
24	Tmp	145	20.546	11:43:05.12	11:23:41.72	0	19m23s	-600	37°	33°
25	Tmp	168	46.208	12:11:20.89	12:12:01.31	0	40s	+40	8°	31°
26	Tmp	168	46.490	12:12:07.04	12:12:46.16	0	39s	+39	12°	31°
27	Tmp	174	52.509	12:17:43.81	12:18:28.91	0	45s	+45	8°	31°

Num	35	Pen	0	PCZ	0	Total PP	3254	Col. Final	31°
-----	----	-----	---	-----	---	----------	------	------------	-----

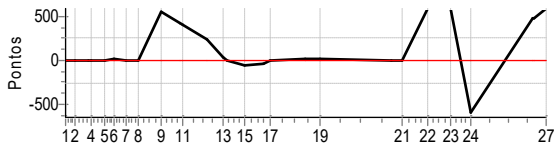




Performance Individual

PC	Tp	Trc	DistPC	Ideal	Passagem	Pen	Erro	Pontos	NoPC	AtePC
<b>N</b> <b>u</b> <b>m</b>	<b>36</b>	36 / Gabriel da Silva Faria / Giancarlo Alves Faria								
		Cat / NL / Largada CAAT / 36 / 08:36:00								
		BRASILIA								
<b>34°</b>										
PC	Tp	Trc	DistPC	Ideal	Passagem	Pen	Erro	Pontos	NoPC	AtePC
1	Tmp	5	3.090	8:39:03.22	8:39:04.03	0	1s	+1	7°	5°
2	Tmp	9	8.208	8:43:34.02	8:43:38.70	0	5s	+5	24°	6°
3	Tmp	12	14.805	8:49:23.78	8:49:30.70	0	7s	+7	30°	15°
4	Tmp	14	15.746	8:50:32.78	8:50:35.05	0	2s	+2	12°	11°
5	Tmp	20	23.491	8:56:38.27	8:56:42.92	0	5s	+5	27°	15°
6	Tmp	22	29.166	9:01:09.12	9:01:20.02	0	11s	+11	32°	17°
7	Tmp	28	35.743	9:06:55.91	9:06:59.01	0	3s	+3	26°	17°
8	Tmp	32	42.097	9:12:00.67	9:12:03.06	0	2s	+2	14°	15°
9	Tmp	45	3.568	9:22:28.79	9:31:56.73	0	9m28s	[+568]	40°	17°
10	Tmp	50	12.043	9:31:36.42	9:38:54.85	0	7m18s	+438	40°	37°
11	Tmp	52	12.882	9:32:38.46	9:39:32.02	0	6m54s	+414	36°	38°
12	Tmp	59	22.158	9:43:57.56	9:47:57.34	0	4m00s	+240	33°	38°
13	Tmp	68	26.262	9:51:12.10	9:51:57.26	0	45s	+45	24°	35°
14	Tmp	70	27.188	9:52:41.84	9:52:51.06	0	9s	+9	18°	35°
15	Tmp	78	35.487	10:01:07.36	10:00:18.84	0	49s	-49	28°	32°
16	Tmp	83	43.649	10:09:19.75	10:08:45.22	0	35s	-35	26°	31°
17	Tmp	89	46.747	10:12:35.70	10:12:44.11	0	8s	+8	28°	31°
18	Tmp	111	56.710	10:28:36.95	10:29:01.85	0	25s	+25	27°	31°
19	Tmp	114	6.272	10:35:09.84	10:35:31.76	0	22s	+22	31°	30°
20	Tmp	120	3.787	11:08:12.56	11:08:11.78	0	1s	-1	3°	30°
21	Tmp	125	7.519	11:12:49.01	11:12:56.06	0	7s	+7	22°	28°
22	Tmp	132	12.758	11:24:52.30	11:39:32.92	0	14m41s	+600	44°	32°
23	Tmp	139	16.688	11:35:00.25	--:--:--	0		+600	37°	32°
24	Tmp	145	20.546	11:44:05.12	11:24:16.84	0	19m48s	-600	36°	32°
25	Tmp	168	46.208	12:12:20.89	12:20:33.13	0	8m12s	+492	17°	34°
26	Tmp	168	46.490	12:13:07.04	12:21:16.25	0	8m09s	+489	32°	34°
27	Tmp	174	52.509	12:18:43.81	--:--:--	0		+600	27°	34°

Num	36	Pen	0	PCZ	0	Total PP	4710	Col. Final	34°
-----	----	-----	---	-----	---	----------	------	------------	-----

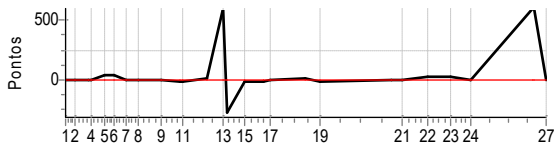




Performance Individual

PC	Tp	Trc	DistPC	Ideal	Passagem	Pen	Erro	Pontos	NoPC	AtePC
<b>N</b> <b>u</b> <b>m</b>	<b>37</b>	37 / Joao Reinaldo de O. Abrahao / Valter P. Salvi								
	<b>21°</b>	Cat / NL / Largada CAAT / 37 / 08:37:00								
		MUSTANG CONV.								
PC	Tp	Trc	DistPC	Ideal	Passagem	Pen	Erro	Pontos	NoPC	AtePC
1	Tmp	5	3.090	8:40:03.22	8:40:03.18	0	0s	0	1°	1°
2	Tmp	9	8.208	8:44:34.02	8:44:37.05	0	3s	+3	15°	3°
3	Tmp	12	14.805	8:50:23.78	8:50:23.60	0	0s	0	3°	1°
4	Tmp	14	15.746	8:51:32.78	8:51:31.63	0	1s	-1	6°	1°
5	Tmp	20	23.491	8:57:38.27	8:58:14.55	0	36s	[+36]	45°	2°
6	Tmp	22	29.166	9:02:09.12	9:02:44.40	0	35s	+35	41°	32°
7	Tmp	28	35.743	9:07:55.91	9:07:51.60	0	4s	-4	29°	31°
8	Tmp	32	42.097	9:13:00.67	9:12:57.36	0	3s	-3	20°	30°
9	Tmp	45	3.568	9:23:28.79	9:23:24.23	0	5s	-5	11°	23°
10	Tmp	50	12.043	9:32:36.42	9:32:28.43	0	8s	-8	24°	22°
11	Tmp	52	12.882	9:33:38.46	9:33:19.01	0	19s	-19	26°	23°
12	Tmp	59	22.158	9:44:57.56	9:45:09.59	0	12s	+12	17°	21°
13	Tmp	68	26.262	9:52:12.10	--:--:--	0		+600	39°	30°
14	Tmp	70	27.188	9:53:41.84	9:49:07.98	0	4m34s	-274	35°	33°
15	Tmp	78	35.487	10:02:07.36	10:01:58.23	0	9s	-9	14°	29°
16	Tmp	83	43.649	10:10:19.75	10:10:00.39	0	19s	-19	20°	29°
17	Tmp	89	46.747	10:13:35.70	10:13:38.04	0	2s	+2	7°	29°
18	Tmp	111	56.710	10:29:36.95	10:29:47.10	0	10s	+10	18°	27°
19	Tmp	114	6.272	10:36:09.84	10:35:54.01	0	16s	-16	27°	28°
20	Tmp	120	3.787	11:09:12.56	11:09:10.58	0	2s	-2	8°	28°
21	Tmp	125	7.519	11:13:49.01	11:13:47.88	0	1s	-1	2°	26°
22	Tmp	132	12.758	11:25:52.30	11:26:14.36	0	22s	+22	29°	27°
23	Tmp	139	16.688	11:36:00.25	11:36:20.51	0	20s	+20	17°	25°
24	Tmp	145	20.546	11:45:05.12	11:45:04.40	0	1s	-1	2°	21°
25	Tmp	168	46.208	12:13:20.89	--:--:--	0		+600	32°	23°
26	Tmp	168	46.490	12:14:07.04	--:--:--	0		+600	42°	25°
27	Tmp	174	52.509	12:19:43.81	12:19:41.44	0	2s	-2	1°	21°

Num	37	Pen	0	PCZ	2	Total PP	2268	Col. Final	21°
-----	----	-----	---	-----	---	----------	------	------------	-----

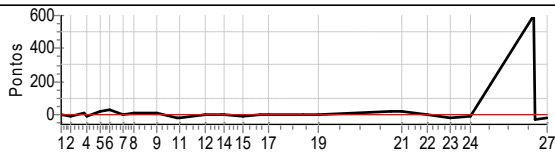




Performance Individual

PC	Tp	Trc	DistPC	Ideal	Passagem	Pen	Erro	Pontos	NoPC	AtePC
<b>N</b> <b>u</b> <b>m</b>	<b>38</b>	38 / Pedro Marques Salvi / Valentim Done								
		Cat / NL / Largada CAAT / 38 / 08:38:00								
		RURAL								
PC	Tp	Trc	DistPC	Ideal	Passagem	Pen	Erro	Pontos	NoPC	AtePC
1	Tmp	5	3.090	8:41:03.22	8:41:04.27	0	1s	+1	6°	4°
2	Tmp	9	8.208	8:45:34.02	8:45:23.75	0	10s	-10	34°	32°
3	Tmp	12	14.805	8:51:23.78	8:51:36.08	0	12s	+12	41°	24°
4	Tmp	14	15.746	8:52:32.78	8:52:29.77	0	3s	-3	16°	22°
5	Tmp	20	23.491	8:58:38.27	8:59:03.82	0	26s	+26	42°	30°
6	Tmp	22	29.166	9:03:09.12	9:03:35.94	0	27s	[+27]	39°	37°
7	Tmp	28	35.743	9:08:55.91	9:08:55.81	0	0s	0	1°	36°
8	Tmp	32	42.097	9:14:00.67	9:14:09.75	0	9s	+9	36°	35°
9	Tmp	45	3.568	9:24:28.79	9:24:38.61	0	10s	+10	24°	30°
10	Tmp	50	12.043	9:33:36.42	9:33:21.04	0	15s	-15	30°	29°
11	Tmp	52	12.882	9:34:38.46	9:34:25.13	0	13s	-13	20°	27°
12	Tmp	59	22.158	9:45:57.56	9:46:02.83	0	5s	+5	9°	23°
13	Tmp	68	26.262	9:53:12.10	9:53:12.44	0	0s	0	1°	15°
14	Tmp	70	27.188	9:54:41.84	9:54:43.02	0	1s	+1	6°	14°
15	Tmp	78	35.487	10:03:07.36	10:02:57.51	0	10s	-10	15°	13°
16	Tmp	83	43.649	10:11:19.75	10:11:23.23	0	3s	+3	3°	12°
17	Tmp	89	46.747	10:14:35.70	10:14:41.57	0	6s	+6	23°	12°
18	Tmp	111	56.710	10:30:36.95	10:30:44.04	0	7s	+7	14°	12°
19	Tmp	114	6.272	10:37:09.84	10:37:12.24	0	2s	+2	6°	12°
20	Tmp	120	3.787	11:10:12.56	11:10:37.97	0	25s	+25	38°	13°
21	Tmp	125	7.519	11:14:49.01	11:15:12.16	0	23s	+23	35°	15°
22	Tmp	132	12.758	11:26:52.30	11:26:58.77	0	6s	+6	13°	13°
23	Tmp	139	16.688	11:37:00.25	11:36:46.15	0	14s	-14	15°	12°
24	Tmp	145	20.546	11:46:05.12	11:46:02.16	0	3s	-3	3°	9°
25	Tmp	168	46.208	12:14:20.89	--:--:--	0		+600	31°	12°
26	Tmp	168	46.490	12:15:07.04	12:14:40.35	0	27s	-27	9°	11°
27	Tmp	174	52.509	12:20:43.81	12:20:22.26	0	22s	-22	5°	10°

Num	38	Pen	0	PCZ	2	Total PP	853	Col. Final	10°
-----	----	-----	---	-----	---	----------	-----	------------	-----

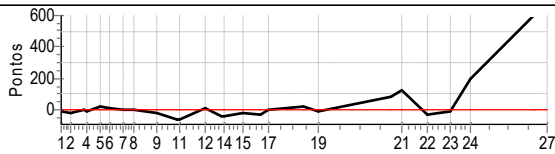




Performance Individual

PC	Tp	Trc	DistPC	Ideal	Passagem	Pen	Erro	Pontos	NoPC	AtePC
N u m	39	39 / Marcelo Tadeu dos Santos / Henrique Zago								
		Cat / NL / Largada CAAT / 39 / 08:39:00								
		TL								
PC	Tp	Trc	DistPC	Ideal	Passagem	Pen	Erro	Pontos	NoPC	AtePC
1	Tmp	5	3.090	8:42:03.22	8:41:53.17	0	10s	-10	40°	44°
2	Tmp	9	8.208	8:46:34.02	8:46:16.80	0	17s	-17	41°	43°
3	Tmp	12	14.805	8:52:23.78	8:52:22.43	0	1s	-1	9°	41°
4	Tmp	14	15.746	8:53:32.78	8:53:22.69	0	10s	-10	35°	39°
5	Tmp	20	23.491	8:59:38.27	8:59:55.63	0	17s	+17	38°	37°
6	Tmp	22	29.166	9:04:09.12	9:04:16.42	0	7s	+7	25°	34°
7	Tmp	28	35.743	9:09:55.91	9:09:59.10	0	3s	+3	25°	33°
8	Tmp	32	42.097	9:15:00.67	9:14:59.01	0	2s	-2	13°	32°
9	Tmp	45	3.568	9:25:28.79	9:25:12.98	0	16s	-16	27°	28°
10	Tmp	50	12.043	9:34:36.42	9:33:38.28	0	58s	-58	36°	31°
11	Tmp	52	12.882	9:35:38.46	9:34:37.41	0	1m01s	-61	32°	29°
12	Tmp	59	22.158	9:46:57.56	9:47:11.69	0	14s	+14	20°	28°
13	Tmp	68	26.262	9:54:12.10	9:53:28.79	0	43s	-43	23°	21°
14	Tmp	70	27.188	9:55:41.84	9:55:01.84	0	40s	-40	23°	19°
15	Tmp	78	35.487	10:04:07.36	10:03:51.21	0	16s	-16	23°	18°
16	Tmp	83	43.649	10:12:19.75	10:11:47.46	0	32s	-32	24°	19°
17	Tmp	89	46.747	10:15:35.70	10:15:41.75	0	6s	+6	22°	19°
18	Tmp	111	56.710	10:31:36.95	10:31:54.25	0	17s	+17	24°	19°
19	Tmp	114	6.272	10:38:09.84	10:37:56.04	0	14s	-14	26°	19°
20	Tmp	120	3.787	11:11:12.56	11:12:38.98	0	1m26s	+86	42°	18°
21	Tmp	125	7.519	11:15:49.01	11:17:52.81	0	2m04s	+124	41°	18°
22	Tmp	132	12.758	11:27:52.30	11:27:27.30	0	25s	-25	32°	18°
23	Tmp	139	16.688	11:38:00.25	11:37:53.54	0	7s	-7	13°	15°
24	Tmp	145	20.546	11:47:05.12	11:50:23.10	0	3m18s	[+198]	28°	14°
25	Tmp	168	46.208	12:15:20.89	--:--:--	0		+600	30°	18°
26	Tmp	168	46.490	12:16:07.04	--:--:--	0		+600	41°	23°
27	Tmp	174	52.509	12:21:43.81	--:--:--	0		+600	26°	24°

Num	39	Pen	0	PCZ	0	Total PP	2426	Col. Final	24°
-----	----	-----	---	-----	---	----------	------	------------	-----

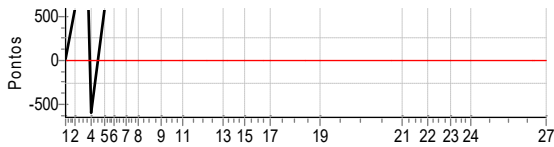




Performance Individual

PC	Tp	Trc	DistPC	Ideal	Passagem	Pen	Erro	Pontos	NoPC	AtePC
<b>N</b> <b>u</b> <b>m</b>	<b>40</b>	40 / Filipe Alborgueti / Patricia Lanfranchi Alborgueti								
		Cat / NL / Largada CAAT / 40 / 08:40:00								
	<b>48°</b>	F 100								
PC	Tp	Trc	DistPC	Ideal	Passagem	Pen	Erro	Pontos	NoPC	AtePC
1	Tmp	5	3.090	8:43:03.22	8:43:20.44	0	17s	[+17]	45°	16°
2	Tmp	9	8.208	8:47:34.02	--:--:--	0		+600	48°	48°
3	Tmp	12	14.805	8:53:23.78	--:--:--	0		+600	48°	48°
4	Tmp	14	15.746	8:54:32.78	8:44:44.25	0	9m49s	-589	47°	48°
5	Tmp	20	23.491	9:00:38.27	--:--:--	0		+600	47°	48°
6	Tmp	22	29.166	9:05:09.12	--:--:--	0		+600	46°	48°
7	Tmp	28	35.743	9:10:55.91	--:--:--	0		+600	47°	48°
8	Tmp	32	42.097	9:16:00.67	--:--:--	0		+600	47°	48°
9	Tmp	45	3.568	9:26:28.79	--:--:--	0		+600	44°	48°
10	Tmp	50	12.043	9:35:36.42	--:--:--	0		+600	44°	48°
11	Tmp	52	12.882	9:36:38.46	--:--:--	0		+600	41°	48°
12	Tmp	59	22.158	9:47:57.56	--:--:--	0		+600	43°	48°
13	Tmp	68	26.262	9:55:12.10	--:--:--	0		+600	38°	48°
14	Tmp	70	27.188	9:56:41.84	--:--:--	0		+600	43°	48°
15	Tmp	78	35.487	10:05:07.36	--:--:--	0		+600	44°	48°
16	Tmp	83	43.649	10:13:19.75	--:--:--	0		+600	47°	48°
17	Tmp	89	46.747	10:16:35.70	--:--:--	0		+600	45°	48°
18	Tmp	111	56.710	10:32:36.95	--:--:--	0		+600	45°	48°
19	Tmp	114	6.272	10:39:09.84	--:--:--	0		+600	44°	48°
20	Tmp	120	3.787	11:12:12.56	--:--:--	0		+600	47°	48°
21	Tmp	125	7.519	11:16:49.01	--:--:--	0		+600	47°	48°
22	Tmp	132	12.758	11:28:52.30	--:--:--	0		+600	43°	48°
23	Tmp	139	16.688	11:39:00.25	--:--:--	0		+600	36°	48°
24	Tmp	145	20.546	11:48:05.12	--:--:--	0		+600	35°	48°
25	Tmp	168	46.208	12:16:20.89	--:--:--	0		+600	29°	48°
26	Tmp	168	46.490	12:17:07.04	--:--:--	0		+600	40°	48°
27	Tmp	174	52.509	12:22:43.81	--:--:--	0		+600	25°	48°

Num	40	Pen	0	PCZ	0	Total PP	15589	Col. Final	48°
-----	----	-----	---	-----	---	----------	-------	------------	-----

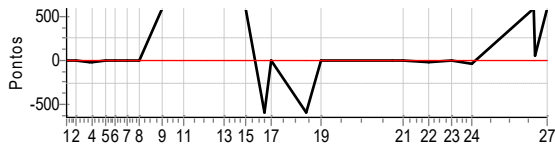




Performance Individual

PC	Tp	Trc	DistPC	Ideal	Passagem	Pen	Erro	Pontos	NoPC	AtePC
<b>N</b> <b>u</b> <b>m</b>	<b>42</b>	42 / Antonio Julio Coupe / Walkiria Fatima de Melo								
	<b>40°</b>	Cat / NL / Largada CAAT / 42 / 08:42:00								
		Uno 1.5								
PC	Tp	Trc	DistPC	Ideal	Passagem	Pen	Erro	Pontos	NoPC	AtePC
1	Tmp	5	3.090	8:45:03.22	8:44:59.28	0	4s	-4	20°	26°
2	Tmp	9	8.208	8:49:34.02	8:49:27.10	0	7s	-7	29°	33°
3	Tmp	12	14.805	8:55:23.78	8:55:13.26	0	11s	-11	40°	37°
4	Tmp	14	15.746	8:56:32.78	8:56:17.74	0	15s	-15	40°	38°
5	Tmp	20	23.491	9:02:38.27	9:02:42.96	0	5s	+5	26°	36°
6	Tmp	22	29.166	9:07:09.12	9:07:12.27	0	3s	+3	13°	33°
7	Tmp	28	35.743	9:12:55.91	9:12:53.90	0	2s	-2	22°	30°
8	Tmp	32	42.097	9:18:00.67	9:18:04.35	0	4s	+4	26°	29°
9	Tmp	45	3.568	9:28:28.79	--:--:--	0		+600	43°	41°
10	Tmp	50	12.043	9:37:36.42	--:--:--	0		+600	43°	42°
11	Tmp	52	12.882	9:38:38.46	--:--:--	0		+600	40°	42°
12	Tmp	59	22.158	9:49:57.56	--:--:--	0		+600	42°	44°
13	Tmp	68	26.262	9:57:12.10	--:--:--	0		+600	37°	44°
14	Tmp	70	27.188	9:58:41.84	--:--:--	0		+600	42°	44°
15	Tmp	78	35.487	10:07:07.36	--:--:--	0		+600	43°	44°
16	Tmp	83	43.649	10:15:19.75	10:04:23.60	0	10m56s	-600	46°	44°
17	Tmp	89	46.747	10:18:35.70	10:18:37.01	0	1s	+1	3°	44°
18	Tmp	111	56.710	10:34:36.95	10:06:44.79	0	27m52s	-600	44°	44°
19	Tmp	114	6.272	10:41:09.84	10:41:01.59	0	8s	-8	18°	43°
20	Tmp	120	3.787	11:14:12.56	11:14:16.18	0	4s	+4	15°	43°
21	Tmp	125	7.519	11:18:49.01	11:18:39.80	0	9s	-9	25°	42°
22	Tmp	132	12.758	11:30:52.30	11:30:40.24	0	12s	-12	19°	42°
23	Tmp	139	16.688	11:41:00.25	11:40:53.49	0	7s	-7	12°	39°
24	Tmp	145	20.546	11:50:05.12	11:49:20.04	0	45s	-45	15°	39°
25	Tmp	168	46.208	12:18:20.89	--:--:--	0		+600	28°	40°
26	Tmp	168	46.490	12:19:07.04	12:20:06.03	0	59s	[+59]	22°	40°
27	Tmp	174	52.509	12:24:43.81	--:--:--	0		+600	24°	40°

Num	42	Pen	0	PCZ	0	Total PP	6737	Col. Final	40°
-----	----	-----	---	-----	---	----------	------	------------	-----

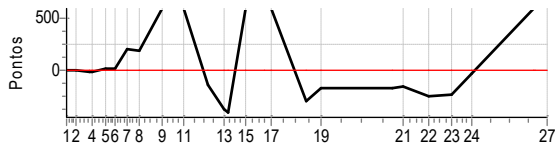




Performance Individual

PC	Tp	Trc	DistPC	Ideal	Passagem	Pen	Erro	Pontos	NoPC	AtePC
<b>N</b> <b>u</b> <b>m</b>	<b>43</b>	43 / Marcio Jose Leao Bueno / Juliana Encarnação C. Bueno								
	<b>41°</b>	Cat / NL / Largada CAAT / 43 / 08:43:00								
		LANDAU								
PC	Tp	Trc	DistPC	Ideal	Passagem	Pen	Erro	Pontos	NoPC	AtePC
1	Tmp	5	3.090	8:46:03.22	8:46:09.69	0	6s	+6	33°	14°
2	Tmp	9	8.208	8:50:34.02	8:50:29.42	0	5s	-5	23°	20°
3	Tmp	12	14.805	8:56:23.78	8:56:12.97	0	11s	-11	39°	33°
4	Tmp	14	15.746	8:57:32.78	8:57:20.73	0	12s	-12	38°	34°
5	Tmp	20	23.491	9:03:38.27	9:03:49.09	0	11s	+11	31°	34°
6	Tmp	22	29.166	9:08:09.12	9:08:28.98	0	20s	+20	38°	35°
7	Tmp	28	35.743	9:13:55.91	9:17:21.04	0	3m25s	[+205]	45°	37°
8	Tmp	32	42.097	9:19:00.67	9:22:11.04	0	3m10s	+190	45°	43°
9	Tmp	45	3.568	9:29:28.79	--:--:--	0		+600	42°	44°
10	Tmp	50	12.043	9:38:36.42	--:--:--	0		+600	42°	45°
11	Tmp	52	12.882	9:39:38.46	--:--:--	0		+600	39°	45°
12	Tmp	59	22.158	9:50:57.56	9:48:29.97	0	2m28s	-148	31°	41°
13	Tmp	68	26.262	9:58:12.10	9:51:46.07	0	6m26s	-386	32°	41°
14	Tmp	70	27.188	9:59:41.84	9:52:51.25	0	6m51s	-411	40°	41°
15	Tmp	78	35.487	10:08:07.36	--:--:--	0		+600	42°	41°
16	Tmp	83	43.649	10:16:19.75	--:--:--	0		+600	45°	42°
17	Tmp	89	46.747	10:19:35.70	--:--:--	0		+600	44°	42°
18	Tmp	111	56.710	10:35:36.95	10:30:39.58	0	4m57s	-297	40°	42°
19	Tmp	114	6.272	10:42:09.84	10:39:13.49	0	2m56s	-176	41°	42°
20	Tmp	120	3.787	11:15:12.56	11:12:25.37	0	2m47s	-167	43°	42°
21	Tmp	125	7.519	11:19:49.01	11:17:18.47	0	2m31s	-151	42°	43°
22	Tmp	132	12.758	11:31:52.30	11:27:34.96	0	4m17s	-257	39°	43°
23	Tmp	139	16.688	11:42:00.25	11:38:03.22	0	3m57s	-237	28°	44°
24	Tmp	145	20.546	11:51:05.12	11:50:28.34	0	37s	-37	13°	41°
25	Tmp	168	46.208	12:19:20.89	--:--:--	0		+600	27°	41°
26	Tmp	168	46.490	12:20:07.04	--:--:--	0		+600	39°	41°
27	Tmp	174	52.509	12:25:43.81	--:--:--	0		+600	23°	41°

Num	43	Pen	0	PCZ	0	Total PP	7922	Col. Final	41°
-----	----	-----	---	-----	---	----------	------	------------	-----



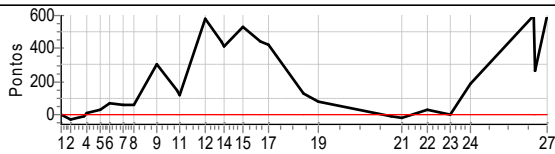




Performance Individual

PC	Tp	Trc	DistPC	Ideal	Passagem	Pen	Erro	Pontos	NoPC	AtePC
N u m	44	44 / Eduardo Moreira / Luciane de Siqueira								
		Cat / NL / Largada CAAT / 44 / 08:44:00								
		BRASILIA								
PC	Tp	Trc	DistPC	Ideal	Passagem	Pen	Erro	Pontos	NoPC	AtePC
1	Tmp	5	3.090	8:47:03.22	8:47:01.99	0	1s	-1	5 °	20 °
2	Tmp	9	8.208	8:51:34.02	8:51:02.94	0	31s	-31	42 °	45 °
3	Tmp	12	14.805	8:57:23.78	8:57:12.52	0	11s	-11	38 °	44 °
4	Tmp	14	15.746	8:58:32.78	8:58:41.75	0	9s	+9	31 °	41 °
5	Tmp	20	23.491	9:04:38.27	9:05:09.21	0	31s	+31	44 °	41 °
6	Tmp	22	29.166	9:09:09.12	9:10:14.56	0	1m05s	+65	44 °	41 °
7	Tmp	28	35.743	9:14:55.91	9:15:56.60	0	1m01s	+61	44 °	42 °
8	Tmp	32	42.097	9:20:00.67	9:20:54.27	0	54s	+54	43 °	42 °
9	Tmp	45	3.568	9:30:28.79	9:35:28.74	0	5m00s	+300	37 °	37 °
10	Tmp	50	12.043	9:39:36.42	9:42:00.26	0	2m24s	+144	37 °	35 °
11	Tmp	52	12.882	9:40:38.46	9:42:38.21	0	2m00s	+120	33 °	32 °
12	Tmp	59	22.158	9:51:57.56	10:01:38.70	0	9m41s	[+581]	40 °	36 °
13	Tmp	68	26.262	9:59:12.10	10:06:39.49	0	7m27s	+447	34 °	37 °
14	Tmp	70	27.188	10:00:41.84	10:07:32.99	0	6m51s	+411	39 °	38 °
15	Tmp	78	35.487	10:09:07.36	10:17:55.70	0	8m48s	+528	36 °	39 °
16	Tmp	83	43.649	10:17:19.75	10:24:40.16	0	7m20s	+440	38 °	39 °
17	Tmp	89	46.747	10:20:35.70	10:27:41.05	0	7m05s	+425	38 °	40 °
18	Tmp	111	56.710	10:36:36.95	10:38:42.00	0	2m05s	+125	36 °	39 °
19	Tmp	114	6.272	10:43:09.84	10:44:30.98	0	1m21s	+81	38 °	37 °
20	Tmp	120	3.787	11:16:12.56	11:15:57.51	0	15s	-15	30 °	37 °
21	Tmp	125	7.519	11:20:49.01	11:20:23.47	0	26s	-26	36 °	37 °
22	Tmp	132	12.758	11:32:52.30	11:33:19.35	0	27s	+27	33 °	37 °
23	Tmp	139	16.688	11:43:00.25	11:42:54.63	0	6s	-6	11 °	37 °
24	Tmp	145	20.546	11:52:05.12	11:55:09.52	0	3m04s	+184	27 °	37 °
25	Tmp	168	46.208	12:20:20.89	--:--:--	0		+600	26 °	37 °
26	Tmp	168	46.490	12:21:07.04	12:25:28.21	0	4m21s	+261	30 °	36 °
27	Tmp	174	52.509	12:26:43.81	--:--:--	0		+600	22 °	36 °

Num	44	Pen	0	PCZ	0	Total PP	5003	Col. Final	36°
-----	----	-----	---	-----	---	----------	------	------------	-----

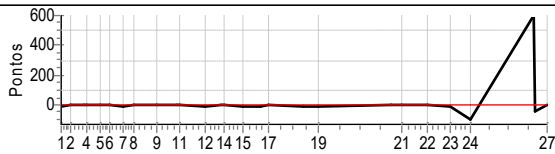




Performance Individual

PC	Tp	Trc	DistPC	Ideal	Passagem	Pen	Erro	Pontos	NoPC	AtePC
N u m	45	45 / Cristiano Ferreira de Oliveira / Otavio R. Oliveira								
		Cat / NL / Largada CAAT / 45 / 08:45:00								
		FUSCA								
PC	Tp	Trc	DistPC	Ideal	Passagem	Pen	Erro	Pontos	NoPC	AtePC
1	Tmp	5	3.090	8:48:03.22	8:47:58.64	0	5s	-5	26°	32°
2	Tmp	9	8.208	8:52:34.02	8:52:33.90	0	0s	0	2°	17°
3	Tmp	12	14.805	8:58:23.78	8:58:24.87	0	1s	+1	8°	13°
4	Tmp	14	15.746	8:59:32.78	8:59:34.16	0	1s	+1	5°	7°
5	Tmp	20	23.491	9:05:38.27	9:05:39.05	0	1s	+1	8°	6°
6	Tmp	22	29.166	9:10:09.12	9:10:16.58	0	7s	[+7]	24°	5°
7	Tmp	28	35.743	9:15:55.91	9:15:53.50	0	2s	-2	21°	6°
8	Tmp	32	42.097	9:21:00.67	9:21:00.50	0	0s	0	2°	4°
9	Tmp	45	3.568	9:31:28.79	9:31:28.98	0	0s	0	1°	3°
10	Tmp	50	12.043	9:40:36.42	9:40:38.20	0	2s	+2	6°	3°
11	Tmp	52	12.882	9:41:38.46	9:41:39.73	0	1s	+1	3°	2°
12	Tmp	59	22.158	9:52:57.56	9:52:55.88	0	2s	-2	3°	2°
13	Tmp	68	26.262	10:00:12.10	10:00:11.51	0	1s	-1	3°	1°
14	Tmp	70	27.188	10:01:41.84	10:01:41.21	0	1s	-1	5°	1°
15	Tmp	78	35.487	10:10:07.36	10:09:59.55	0	8s	-8	12°	4°
16	Tmp	83	43.649	10:18:19.75	10:18:17.34	0	2s	-2	2°	1°
17	Tmp	89	46.747	10:21:35.70	10:21:38.97	0	3s	+3	13°	3°
18	Tmp	111	56.710	10:37:36.95	10:37:32.38	0	5s	-5	9°	3°
19	Tmp	114	6.272	10:44:09.84	10:44:07.49	0	2s	-2	5°	3°
20	Tmp	120	3.787	11:17:12.56	11:17:16.02	0	3s	+3	11°	4°
21	Tmp	125	7.519	11:21:49.01	11:21:51.09	0	2s	+2	12°	3°
22	Tmp	132	12.758	11:33:52.30	11:33:54.53	0	2s	+2	7°	3°
23	Tmp	139	16.688	11:44:00.25	11:43:54.09	0	6s	-6	10°	2°
24	Tmp	145	20.546	11:53:05.12	11:51:31.06	0	1m34s	-94	24°	5°
25	Tmp	168	46.208	12:21:20.89	--:--:--	0		+600	25°	9°
26	Tmp	168	46.490	12:22:07.04	12:21:26.82	0	40s	-40	15°	10°
27	Tmp	174	52.509	12:27:43.81	12:27:51.28	0	7s	+7	3°	6°

Num	45	Pen	0	PCZ	3	Total PP	791	Col. Final	6°
-----	----	-----	---	-----	---	----------	-----	------------	----

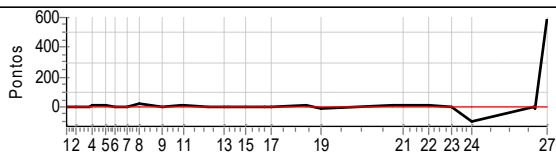




Performance Individual

PC	Tp	Trc	DistPC	Ideal	Passagem	Pen	Erro	Pontos	NoPC	AtePC
N u m	46	46 / Jorge Augusto M.francisco / Carlos Alexandre F. Ribeiro								
		Cat / NL / Largada CAAT / 46 / 08:46:00								
		FUSCA								
PC	Tp	Trc	DistPC	Ideal	Passagem	Pen	Erro	Pontos	NoPC	AtePC
1	Tmp	5	3.090	8:49:03.22	8:48:57.12	0	6s	-6	32°	37°
2	Tmp	9	8.208	8:53:34.02	8:53:27.68	0	6s	-6	25°	36°
3	Tmp	12	14.805	8:59:23.78	8:59:20.12	0	4s	-4	17°	31°
4	Tmp	14	15.746	9:00:32.78	9:00:39.99	0	7s	+7	27°	24°
5	Tmp	20	23.491	9:06:38.27	9:06:43.50	0	5s	+5	25°	26°
6	Tmp	22	29.166	9:11:09.12	9:11:08.63	0	0s	0	1°	19°
7	Tmp	28	35.743	9:16:55.91	9:16:49.19	0	7s	-7	34°	22°
8	Tmp	32	42.097	9:22:00.67	9:22:23.39	0	23s	[+23]	42°	24°
9	Tmp	45	3.568	9:32:28.79	9:32:26.88	0	2s	-2	7°	18°
10	Tmp	50	12.043	9:41:36.42	9:41:41.33	0	5s	+5	15°	16°
11	Tmp	52	12.882	9:42:38.46	9:42:50.88	0	12s	+12	19°	17°
12	Tmp	59	22.158	9:53:57.56	9:53:53.73	0	4s	-4	7°	14°
13	Tmp	68	26.262	10:01:12.10	10:01:10.56	0	2s	-2	9°	10°
14	Tmp	70	27.188	10:02:41.84	10:02:39.44	0	2s	-2	13°	10°
15	Tmp	78	35.487	10:11:07.36	10:11:07.71	0	0s	0	1°	9°
16	Tmp	83	43.649	10:19:19.75	10:19:19.77	0	0s	0	1°	7°
17	Tmp	89	46.747	10:22:35.70	10:22:35.58	0	0s	0	1°	5°
18	Tmp	111	56.710	10:38:36.95	10:38:47.25	0	10s	+10	17°	7°
19	Tmp	114	6.272	10:45:09.84	10:44:57.43	0	12s	-12	25°	7°
20	Tmp	120	3.787	11:18:12.56	11:18:17.37	0	5s	+5	17°	7°
21	Tmp	125	7.519	11:22:49.01	11:22:55.73	0	7s	+7	21°	7°
22	Tmp	132	12.758	11:34:52.30	11:34:56.54	0	4s	+4	12°	7°
23	Tmp	139	16.688	11:45:00.25	11:45:01.61	0	1s	+1	2°	6°
24	Tmp	145	20.546	11:54:05.12	11:52:24.12	0	1m41s	-101	25°	8°
25	Tmp	168	46.208	12:22:20.89	12:22:15.89	0	5s	-5	2°	4°
26	Tmp	168	46.490	12:23:07.04	12:22:53.43	0	14s	-14	3°	4°
27	Tmp	174	52.509	12:28:43.81	--:--:--	0		+600	21°	9°

Num	46	Pen	0	PCZ	4	Total PP	821	Col. Final	9°
-----	----	-----	---	-----	---	----------	-----	------------	----

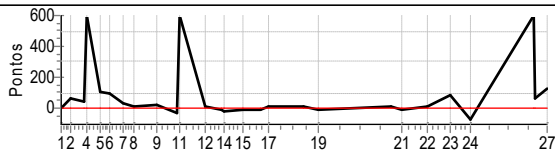




Performance Individual

PC	Tp	Trc	DistPC	Ideal	Passagem	Pen	Erro	Pontos	NoPC	AtePC
<b>N</b> <b>u</b> <b>m</b>	<b>47</b>	47 / Ivam Charleaux da Silva / Paulo Cesar da Silva								
		Cat / NL / Largada CAAT / 47 / 08:47:00								
	<b>26°</b>	CHEVROLET MALIBU								
PC	Tp	Trc	DistPC	Ideal	Passagem	Pen	Erro	Pontos	NoPC	AtePC
1	Tmp	5	3.090	8:50:03.22	8:50:05.31	0	2s	+2	12°	9°
2	Tmp	9	8.208	8:54:34.02	8:55:41.94	0	1m08s	+68	47°	10°
3	Tmp	12	14.805	9:00:23.78	9:01:02.26	0	38s	+38	47°	43°
4	Tmp	14	15.746	9:01:32.78	--:--:--	0		+600	48°	47°
5	Tmp	20	23.491	9:07:38.27	9:09:25.56	0	1m47s	+107	46°	46°
6	Tmp	22	29.166	9:12:09.12	9:13:46.96	0	1m38s	+98	45°	46°
7	Tmp	28	35.743	9:17:55.91	9:18:27.87	0	32s	+32	42°	45°
8	Tmp	32	42.097	9:23:00.67	9:23:08.02	0	7s	+7	32°	45°
9	Tmp	45	3.568	9:33:28.79	9:33:53.19	0	24s	+24	31°	45°
10	Tmp	50	12.043	9:42:36.42	9:41:59.08	0	37s	-37	33°	39°
11	Tmp	52	12.882	9:43:38.46	--:--:--	0		+600	38°	39°
12	Tmp	59	22.158	9:54:57.56	9:55:11.66	0	14s	+14	19°	39°
13	Tmp	68	26.262	10:02:12.10	10:01:58.04	0	14s	-14	18°	39°
14	Tmp	70	27.188	10:03:41.84	10:03:24.17	0	18s	-18	21°	37°
15	Tmp	78	35.487	10:12:07.36	10:11:53.42	0	14s	-14	20°	37°
16	Tmp	83	43.649	10:20:19.75	10:20:05.09	0	15s	-15	18°	35°
17	Tmp	89	46.747	10:23:35.70	10:23:44.08	0	8s	+8	27°	34°
18	Tmp	111	56.710	10:39:36.95	10:39:48.25	0	11s	+11	19°	33°
19	Tmp	114	6.272	10:46:09.84	10:46:01.17	0	9s	-9	21°	33°
20	Tmp	120	3.787	11:19:12.56	11:19:21.53	0	9s	+9	23°	33°
21	Tmp	125	7.519	11:23:49.01	11:23:37.13	0	12s	-12	29°	33°
22	Tmp	132	12.758	11:35:52.30	11:35:59.64	0	7s	+7	15°	29°
23	Tmp	139	16.688	11:46:00.25	11:47:19.91	0	1m20s	+80	23°	30°
24	Tmp	145	20.546	11:55:05.12	11:53:50.77	0	1m14s	-74	20°	28°
25	Tmp	168	46.208	12:23:20.89	--:--:--	0		+600	24°	29°
26	Tmp	168	46.490	12:24:07.04	12:25:15.16	0	1m08s	+68	24°	27°
27	Tmp	174	52.509	12:29:43.81	12:31:46.48	0	2m03s	[+123]	14°	26°

Num	47	Pen	0	PCZ	0	Total PP	2566	Col. Final	26°
-----	----	-----	---	-----	---	----------	------	------------	-----

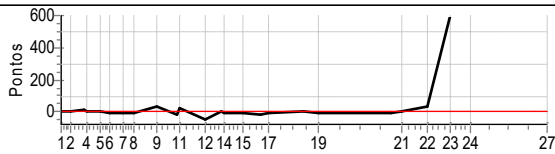




Performance Individual

PC	Tp	Trc	DistPC	Ideal	Passagem	Pen	Erro	Pontos	NoPC	AtePC
<b>N</b> <b>u</b> <b>m</b>	<b>48</b>	48 / Jose Bonifacio Gonçalves Jr / Yone Lisboa Roussille								
	<b>29°</b>	Cat / NL / Largada		CAAT / 48 / 08:48:00						
		GTS								
PC	Tp	Trc	DistPC	Ideal	Passagem	Pen	Erro	Pontos	NoPC	AtePC
1	Tmp	5	3.090	8:51:03.22	8:51:06.41	0	3s	+3	15°	11°
2	Tmp	9	8.208	8:55:34.02	8:55:33.61	0	0s	0	1°	2°
3	Tmp	12	14.805	9:01:23.78	9:01:38.06	0	14s	+14	42°	5°
4	Tmp	14	15.746	9:02:32.78	9:02:41.39	0	9s	+9	30°	19°
5	Tmp	20	23.491	9:08:38.27	9:08:37.96	0	0s	0	2°	14°
6	Tmp	22	29.166	9:13:09.12	9:13:00.85	0	8s	-8	27°	18°
7	Tmp	28	35.743	9:18:55.91	9:18:51.62	0	4s	-4	28°	21°
8	Tmp	32	42.097	9:24:00.67	9:23:56.43	0	4s	-4	25°	20°
9	Tmp	45	3.568	9:34:28.79	9:35:00.61	0	32s	[+32]	34°	21°
10	Tmp	50	12.043	9:43:36.42	9:43:16.38	0	20s	-20	32°	25°
11	Tmp	52	12.882	9:44:38.46	9:45:03.87	0	25s	+25	27°	26°
12	Tmp	59	22.158	9:55:57.56	9:55:11.59	0	46s	-46	27°	25°
13	Tmp	68	26.262	10:03:12.10	10:03:14.26	0	2s	+2	8°	16°
14	Tmp	70	27.188	10:04:41.84	10:04:41.14	0	1s	-1	4°	15°
15	Tmp	78	35.487	10:13:07.36	10:12:59.98	0	7s	-7	9°	15°
16	Tmp	83	43.649	10:21:19.75	10:21:06.63	0	13s	-13	16°	15°
17	Tmp	89	46.747	10:24:35.70	10:24:33.20	0	3s	-3	12°	15°
18	Tmp	111	56.710	10:40:36.95	10:40:41.91	0	5s	+5	8°	15°
19	Tmp	114	6.272	10:47:09.84	10:47:06.60	0	3s	-3	10°	15°
20	Tmp	120	3.787	11:20:12.56	11:20:09.89	0	3s	-3	10°	15°
21	Tmp	125	7.519	11:24:49.01	11:24:51.72	0	3s	+3	15°	14°
22	Tmp	132	12.758	11:36:52.30	11:37:24.39	0	32s	+32	34°	14°
23	Tmp	139	16.688	11:47:00.25	12:13:18.40	0	26m18s	+600	35°	18°
24	Tmp	145	20.546	11:56:05.12	12:19:18.73	0	23m14s	+600	34°	24°
25	Tmp	168	46.208	12:24:20.89	12:51:38.25	0	27m17s	+600	23°	25°
26	Tmp	168	46.490	12:25:07.04	12:48:34.00	0	23m27s	+600	38°	29°
27	Tmp	174	52.509	12:30:43.81	--:--:--	0		+600	20°	29°

Num	48	Pen	0	PCZ	2	Total PP	3205	Col. Final	29°
-----	----	-----	---	-----	---	----------	------	------------	-----

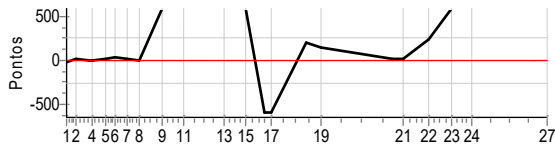




Performance Individual

PC	Tp	Trc	DistPC	Ideal	Passagem	Pen	Erro	Pontos	NoPC	AtePC
<b>N</b> <b>u</b> <b>m</b>	<b>50</b>	50 / Danilo Santos Lira / Ryzia Faustino dos Santos								
		Cat / NL / Largada CAAT / 50 / 08:50:00								
	<b>45°</b>	CHEVETTE GPII								
PC	Tp	Trc	DistPC	Ideal	Passagem	Pen	Erro	Pontos	NoPC	AtePC
1	Tmp	5	3.090	8:53:03.22	8:52:47.91	0	15s	-15	43°	47°
2	Tmp	9	8.208	8:57:34.02	8:57:49.75	0	16s	+16	40°	39°
3	Tmp	12	14.805	9:03:23.78	9:03:24.18	0	0s	0	2°	30°
4	Tmp	14	15.746	9:04:32.78	9:04:25.54	0	7s	-7	26°	30°
5	Tmp	20	23.491	9:10:38.27	9:10:56.42	0	18s	+18	39°	38°
6	Tmp	22	29.166	9:15:09.12	9:15:51.39	0	42s	+42	42°	38°
7	Tmp	28	35.743	9:20:55.91	9:21:11.06	0	15s	+15	41°	39°
8	Tmp	32	42.097	9:26:00.67	9:26:06.14	0	5s	+5	29°	38°
9	Tmp	45	3.568	9:36:28.79	--:--:--	0		+600	41°	42°
10	Tmp	50	12.043	9:45:36.42	--:--:--	0		+600	41°	43°
11	Tmp	52	12.882	9:46:38.46	--:--:--	0		+600	37°	43°
12	Tmp	59	22.158	9:57:57.56	--:--:--	0		+600	41°	45°
13	Tmp	68	26.262	10:05:12.10	--:--:--	0		+600	36°	45°
14	Tmp	70	27.188	10:06:41.84	--:--:--	0		+600	41°	45°
15	Tmp	78	35.487	10:15:07.36	--:--:--	0		+600	41°	45°
16	Tmp	83	43.649	10:23:19.75	9:41:02.51	0	42m17s	-600	44°	45°
17	Tmp	89	46.747	10:26:35.70	9:44:48.81	0	41m47s	-600	43°	45°
18	Tmp	111	56.710	10:42:36.95	10:45:55.28	0	3m18s	+198	39°	45°
19	Tmp	114	6.272	10:49:09.84	10:51:35.18	0	2m25s	+145	40°	44°
20	Tmp	120	3.787	11:22:12.56	11:22:36.86	0	24s	+24	37°	44°
21	Tmp	125	7.519	11:26:49.01	11:27:08.44	0	19s	+19	33°	44°
22	Tmp	132	12.758	11:38:52.30	11:43:03.56	0	4m11s	[+251]	38°	44°
23	Tmp	139	16.688	11:49:00.25	--:--:--	0		+600	34°	45°
24	Tmp	145	20.546	11:58:05.12	--:--:--	0		+600	33°	45°
25	Tmp	168	46.208	12:26:20.89	--:--:--	0		+600	22°	45°
26	Tmp	168	46.490	12:27:07.04	--:--:--	0		+600	37°	45°
27	Tmp	174	52.509	12:32:43.81	--:--:--	0		+600	19°	45°

Num	50	Pen	0	PCZ	1	Total PP	8904	Col. Final	45°
-----	----	-----	---	-----	---	----------	------	------------	-----

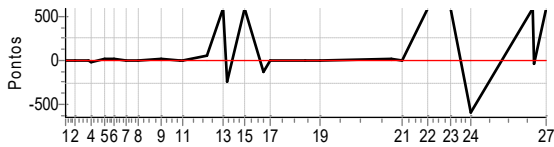




Performance Individual

PC	Tp	Trc	DistPC	Ideal	Passagem	Pen	Erro	Pontos	NoPC	AtePC
N u m	51	51 / Daniel Marques Valim / Rejane Pereira de C. Valim								
		Cat / NL / Largada CAAT / 51 / 08:51:00								
		FUSCA								
PC	Tp	Trc	DistPC	Ideal	Passagem	Pen	Erro	Pontos	NoPC	AtePC
1	Tmp	5	3.090	8:54:03.22	8:54:06.51	0	3s	+3	14°	10°
2	Tmp	9	8.208	8:58:34.02	8:58:39.02	0	5s	+5	22°	13°
3	Tmp	12	14.805	9:04:23.78	9:04:17.74	0	6s	-6	24°	19°
4	Tmp	14	15.746	9:05:32.78	9:05:20.66	0	12s	-12	37°	29°
5	Tmp	20	23.491	9:11:38.27	9:11:53.51	0	15s	+15	34°	29°
6	Tmp	22	29.166	9:16:09.12	9:16:22.33	0	13s	+13	35°	31°
7	Tmp	28	35.743	9:21:55.91	9:21:56.90	0	1s	+1	9°	28°
8	Tmp	32	42.097	9:27:00.67	9:27:00.83	0	0s	0	1°	26°
9	Tmp	45	3.568	9:37:28.79	9:37:43.08	0	14s	+14	26°	24°
10	Tmp	50	12.043	9:46:36.42	9:46:40.89	0	4s	+4	11°	21°
11	Tmp	52	12.882	9:47:38.46	9:47:38.72	0	0s	0	1°	19°
12	Tmp	59	22.158	9:58:57.56	9:59:46.39	0	49s	[+49]	28°	18°
13	Tmp	68	26.262	10:06:12.10	--:--:--	0		+600	35°	28°
14	Tmp	70	27.188	10:07:41.84	10:03:36.28	0	4m06s	-246	33°	31°
15	Tmp	78	35.487	10:16:07.36	--:--:--	0		+600	40°	35°
16	Tmp	83	43.649	10:24:19.75	10:22:06.83	0	2m13s	-133	35°	36°
17	Tmp	89	46.747	10:27:35.70	10:27:39.60	0	4s	+4	16°	35°
18	Tmp	111	56.710	10:43:36.95	10:43:31.72	0	5s	-5	7°	35°
19	Tmp	114	6.272	10:50:09.84	10:50:18.64	0	9s	+9	20°	35°
20	Tmp	120	3.787	11:23:12.56	11:23:23.49	0	11s	+11	27°	35°
21	Tmp	125	7.519	11:27:49.01	11:27:49.75	0	1s	+1	1°	35°
22	Tmp	132	12.758	11:39:52.30	--:--:--	0		+600	42°	35°
23	Tmp	139	16.688	11:50:00.25	--:--:--	0		+600	33°	35°
24	Tmp	145	20.546	11:59:05.12	11:42:11.99	0	16m53s	-600	32°	36°
25	Tmp	168	46.208	12:27:20.89	--:--:--	0		+600	21°	36°
26	Tmp	168	46.490	12:28:07.04	12:27:20.62	0	46s	-46	18°	35°
27	Tmp	174	52.509	12:33:43.81	--:--:--	0		+600	18°	35°

Num	51	Pen	0	PCZ	2	Total PP	4728	Col. Final	35°
-----	----	-----	---	-----	---	----------	------	------------	-----

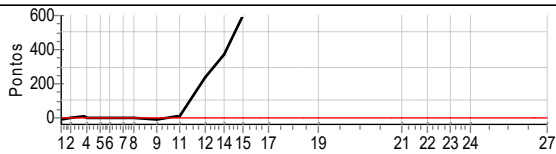




Performance Individual

PC	Tp	Trc	DistPC	Ideal	Passagem	Pen	Erro	Pontos	NoPC	AtePC	
N u m	52	52 / Roberto Anthony S. Matos / Andreza Alves da S. Matos									
		Cat / NL / Largada				CAAT / 52 / 08:52:00					
		44°					FUSCA				
PC	Tp	Trc	DistPC	Ideal	Passagem	Pen	Erro	Pontos	NoPC	AtePC	
1	Tmp	5	3.090	8:55:03.22	8:54:56.70	0	7s	-7	34°	38°	
2	Tmp	9	8.208	8:59:34.02	8:59:32.02	0	2s	-2	11°	25°	
3	Tmp	12	14.805	9:05:23.78	9:05:34.70	0	11s	+11	37°	20°	
4	Tmp	14	15.746	9:06:32.78	9:06:31.91	0	1s	-1	4°	16°	
5	Tmp	20	23.491	9:12:38.27	9:12:38.74	0	0s	0	1°	9°	
6	Tmp	22	29.166	9:17:09.12	9:17:10.48	0	1s	+1	3°	9°	
7	Tmp	28	35.743	9:22:55.91	9:23:00.50	0	5s	+5	31°	11°	
8	Tmp	32	42.097	9:28:00.67	9:28:03.73	0	3s	+3	19°	11°	
9	Tmp	45	3.568	9:38:28.79	9:38:21.51	0	7s	-7	22°	11°	
10	Tmp	50	12.043	9:47:36.42	9:47:45.29	0	9s	+9	26°	14°	
11	Tmp	52	12.882	9:48:38.46	9:48:53.60	0	15s	+15	22°	15°	
12	Tmp	59	22.158	9:59:57.56	10:04:00.75	0	4m03s	+243	34°	15°	
13	Tmp	68	26.262	10:07:12.10	10:13:04.07	0	5m52s	+352	31°	22°	
14	Tmp	70	27.188	10:08:41.84	10:14:50.03	0	6m08s	[+368]	38°	24°	
15	Tmp	78	35.487	10:17:07.36	--:--:--	0		+600	39°	33°	
16	Tmp	83	43.649	10:25:19.75	--:--:--	0		+600	43°	37°	
17	Tmp	89	46.747	10:28:35.70	--:--:--	0		+600	42°	37°	
18	Tmp	111	56.710	10:44:36.95	--:--:--	0		+600	43°	37°	
19	Tmp	114	6.272	10:51:09.84	--:--:--	0		+600	43°	39°	
20	Tmp	120	3.787	11:24:12.56	--:--:--	0		+600	46°	39°	
21	Tmp	125	7.519	11:28:49.01	--:--:--	0		+600	46°	40°	
22	Tmp	132	12.758	11:40:52.30	--:--:--	0		+600	41°	41°	
23	Tmp	139	16.688	11:51:00.25	--:--:--	0		+600	32°	43°	
24	Tmp	145	20.546	12:00:05.12	--:--:--	0		+600	31°	44°	
25	Tmp	168	46.208	12:28:20.89	--:--:--	0		+600	20°	44°	
26	Tmp	168	46.490	12:29:07.04	--:--:--	0		+600	36°	44°	
27	Tmp	174	52.509	12:34:43.81	--:--:--	0		+600	17°	44°	

Num	52	Pen	0	PCZ	1	Total PP	8456	Col. Final	44°
-----	----	-----	---	-----	---	----------	------	------------	-----







Performance Individual

PC	Tp	Trc	DistPC	Ideal	Passagem	Pen	Erro	Pontos	NoPC	AtePC
<b>N</b> <b>u</b> <b>m</b>	<b>55</b>	55 / Klaus Raymundo da Silva / Flavio Rodrigo S. de Paula								
		Cat / NL / Largada CAAT / 53 / 08:53:00								
		GORDINI								
PC	Tp	Trc	DistPC	Ideal	Passagem	Pen	Erro	Pontos	NoPC	AtePC
1	Tmp	5	3.090	8:56:03.22	8:56:01.96	0	1s	-1	4°	19°
2	Tmp	9	8.208	9:00:34.02	9:00:32.71	0	1s	-1	7°	9°
3	Tmp	12	14.805	9:06:23.78	9:06:24.12	0	0s	0	1°	3°
4	Tmp	14	15.746	9:07:32.78	9:07:21.20	0	12s	-12	36°	21°
5	Tmp	20	23.491	9:13:38.27	9:13:48.15	0	10s	+10	30°	19°
6	Tmp	22	29.166	9:18:09.12	9:18:15.21	0	6s	+6	20°	16°
7	Tmp	28	35.743	9:23:55.91	9:23:54.00	0	2s	-2	20°	15°
8	Tmp	32	42.097	9:29:00.67	9:29:11.76	0	11s	+11	40°	21°
9	Tmp	45	3.568	9:39:28.79	9:38:12.63	0	1m16s	-76	35°	33°
10	Tmp	50	12.043	9:48:36.42	9:48:18.58	0	18s	-18	31°	32°
11	Tmp	52	12.882	9:49:38.46	9:49:08.37	0	30s	-30	28°	28°
12	Tmp	59	22.158	10:00:57.56	10:00:48.81	0	9s	-9	14°	26°
13	Tmp	68	26.262	10:08:12.10	10:08:16.55	0	4s	+4	14°	18°
14	Tmp	70	27.188	10:09:41.84	10:09:44.06	0	2s	+2	12°	16°
15	Tmp	78	35.487	10:18:07.36	10:17:58.16	0	9s	-9	13°	16°
16	Tmp	83	43.649	10:26:19.75	10:25:33.54	0	46s	-46	29°	16°
17	Tmp	89	46.747	10:29:35.70	10:29:38.58	0	3s	+3	11°	16°
18	Tmp	111	56.710	10:45:36.95	10:46:03.00	0	26s	[+26]	28°	16°
19	Tmp	114	6.272	10:52:09.84	10:52:05.22	0	5s	-5	16°	16°
20	Tmp	120	3.787	11:25:12.56	--:--:--	0		+600	45°	22°
21	Tmp	125	7.519	11:29:49.01	--:--:--	0		+600	45°	31°
22	Tmp	132	12.758	11:41:52.30	--:--:--	0		+600	40°	34°
23	Tmp	139	16.688	11:52:00.25	--:--:--	0		+600	31°	34°
24	Tmp	145	20.546	12:01:05.12	--:--:--	0		+600	30°	34°
25	Tmp	168	46.208	12:29:20.89	--:--:--	0		+600	19°	35°
26	Tmp	168	46.490	12:30:07.04	--:--:--	0		+600	35°	37°
27	Tmp	174	52.509	12:35:43.81	--:--:--	0		+600	16°	37°

<b>Num</b>	<b>55</b>	<b>Pen</b>	<b>0</b>	<b>PCZ</b>	<b>1</b>	<b>Total PP</b>	<b>5045</b>	<b>Col. Final</b>	<b>37°</b>
------------	-----------	------------	----------	------------	----------	-----------------	-------------	-------------------	------------

